

ST GEORGE'S MANSIONS

KADOORIE AVENUE

Sales Brochure
售樓說明書

ST GEORGE'S MANSIONS

KADOORIE AVENUE



NOTES TO PURCHASERS OF FIRST-HAND RESIDENTIAL PROPERTIES

一手住宅物業買家須知

You are advised to take the following steps before purchasing first-hand residential properties.

For all first-hand residential properties

1. Important information

- Make reference to the materials available on the Sales of First-hand Residential Properties Electronic Platform (SRPE)–(www.srpe.gov.hk) on the first-hand residential property market.
- Study the information on the website designated by the vendor for the development, including the sales brochure, price lists, documents containing the sales arrangements, and the register of transactions of a development.
- Sales brochure for a development will be made available to the general public at least 7 days immediately before a date of sale while price list and sales arrangements will be made available at least 3 days immediately before the date of sale.
- Information on transactions can be found on the register of transactions on the website designated by the vendor for the development and the SRPE.

2. Fees, mortgage loan and property price

- Calculate the total expenses of the purchase, such as solicitors' fees, mortgage charges, insurance fees and stamp duties.
- Check with banks to find out if you will be able to obtain the needed mortgage loan, select the appropriate payment method and calculate the amount of the mortgage loan to ensure it is within your repayment ability.
- Check recent transaction prices of comparable properties for comparison.
- Check with the vendor or the estate agent the estimated management fee, the amount of management fee payable in advance (if any), special fund payable (if any), the amount of reimbursement of the deposits for water, electricity and gas (if any), and/or the amount of debris removal fee (if any) you have to pay to the vendor or the manager of the development.

3. Price list, payment terms and other financial incentives

- Vendors may not offer to sell all the residential properties that are covered in a price list. To know which residential properties the vendors may offer to sell, pay attention to the sales arrangements which will be announced by the vendors at least 3 days before the relevant residential properties are offered to be sold.
- Pay attention to the terms of payment as set out in a price list. If there are discounts on the price, gift, or any financial advantage or benefit to be made available in connection with the purchase of the residential properties, such information will also be set out in the price list.
- If you intend to opt for any mortgage loan plans offered by financial institutions specified by the vendor, before entering into a preliminary agreement for sale and purchase (PASP), you must study the details of various mortgage loan plans¹ as set out in the price list concerned. If you have any questions about these mortgage loan plans, you should check with the financial institutions concerned direct before entering into a PASP.

4. Property area and its surroundings

- Pay attention to the area information in the sales brochure and price list, and price per square foot/metre in the price list. According to the Residential Properties (First-hand Sales) Ordinance (Cap. 621) (the Ordinance), vendors can only present the area and price per square foot and per square metre of a residential property using saleable area. Saleable area, in relation to a residential property, means the floor area of the residential property, and includes the floor area of every one of the following to the extent that it forms part of the residential property - (i) a balcony; (ii) a utility platform; and (iii) a verandah. The saleable area excludes the area of the following which forms part of the residential property - air-conditioning plant room; bay window; cockloft; flat roof; garden; parking space; roof; stairhood; terrace and yard.

- Floor plans of all residential properties in the development have to be shown in the sales brochure. In a sales brochure, floor plans of residential properties in the development must state the external and internal dimensions of each residential property². The external and internal dimensions of residential properties as provided in the sales brochure exclude plaster and finishes. You are advised to note this if you want to buy furniture before handing over of the residential property.
- Visit the development site and get to know the surroundings of the property (including transportation and community facilities). Check town planning proposals and decisions which may affect the property. Take a look at the location plan, aerial photograph, outline zoning plan and cross-section plan that are provided in the sales brochure.

5. Sales brochure

- Ensure that the sales brochure obtained is the latest version. According to the Ordinance, the sales brochure made available to the public should be printed or examined, or examined and revised within the previous 3 months.
- In respect of an uncompleted development, the vendor may alter the building plans (if any) whenever the vendor considers necessary. To know the latest information of an uncompleted development, keep paying attention to any revised sales brochures made available by the vendor.
- Read through the sales brochure and in particular, check the following information in the sales brochure -
 - whether there is a section on “relevant information” in the sales brochure, under which information on any matter that is known to the vendor but is not known to the general public, and is likely to materially affect the enjoyment of a residential property will be set out. Please note that information contained in a document that has been registered with the Land Registry will not be regarded as “relevant information”;
 - the cross-section plan showing a cross-section of the building in relation to every street adjacent to the building, and the level of every such street in relation to a known datum and to the level of the lowest residential floor of the building. This will help you visualize the difference in height between the lowest residential floor of a building and the street level, regardless of how that lowest residential floor is named;
 - interior and exterior fittings and finishes and appliances;
 - the basis on which management fees are shared;
 - whether individual owners have obligations or need to share the expenses for managing, operating and maintaining the public open space or public facilities inside or outside the development, and the location of the public open space or public facilities; and
 - whether individual owners have responsibility to maintain slopes.

6. Government land grant and deed of mutual covenant (DMC)

- Read the Government land grant and the DMC (or the draft DMC). Information such as ownership of the rooftop and external walls

¹ The details of various mortgage loan plans include the requirements for mortgagors on minimum income level, the loan limit under the first mortgage and second mortgage, the maximum loan repayment period, the change of mortgage interest rate throughout the entire repayment period, and the payment of administrative fees.

² According to section 10(2)(d) in Part 1 of Schedule 1 to the Ordinance, each of the floor plans of the residential properties in the development in the sales brochure must state the following—

- (i) the external dimensions of each residential property;
- (ii) the internal dimensions of each residential property;
- (iii) the thickness of the internal partitions of each residential property;
- (iv) the external dimensions of individual compartments in each residential property.

According to section 10(3) in Part 1 of Schedule 1 to the Ordinance, if any information required by section 10(2)(d) in Part 1 of Schedule 1 to the Ordinance is provided in the approved building plans for the development, a floor plan must state the information as so provided.

NOTES TO PURCHASERS OF FIRST-HAND RESIDENTIAL PROPERTIES

一手住宅物業買家須知

can be found in the DMC. The vendor will provide copies of the Government land grant and the DMC (or the draft DMC) at the place where the sale is to take place for free inspection by prospective purchasers.

- Check the Government land grant on whether individual owners are liable to pay Government rent.
- Check the DMC on whether animals can be kept in the residential property.

7. Information on Availability of Residential Properties for Selection at Sales Office

- Check with the vendor which residential properties are available for selection. If a “consumption table” is displayed by the vendor at the sales office, you may check from the table information on the progress of sale on a date of sale, including which residential properties are offered for sale at the beginning of that date of sale and which of them have been selected and sold during that date of sale.
- Do not believe in rumours about the sales condition of the development and enter into a PASP rashly.

8. Register of Transactions

- Pay attention to the register of transactions for a development. A vendor must, within 24 hours after entering into a PASP with a purchaser, enter transaction information of the PASP in the register of transactions. The vendor must, within 1 working day after entering into an agreement for sale and purchase (ASP), enter transaction information of the ASP in the register of transactions. Check the register of transactions for the concerned development to learn more about the sales condition of the development.
- Never take the number of registrations of intent or cashier orders a vendor has received for the purpose of registration as an indicator of the sales volume of a development. The register of transactions for a development is the most reliable source of information from which members of the public can grasp the daily sales condition of the development.

9. Agreement for sale and purchase

- Ensure that the PASP and ASP include the mandatory provisions as required by the Ordinance.
- Pay attention that fittings, finishes and appliances to be included in the sale and purchase of the property are inserted in the PASP and ASP.
- Pay attention to the area plan annexed to the ASP which shows the total area which the vendor is selling to you. The total area which the vendor is selling to you is normally greater than the saleable area of the property.
- Pay attention to the vendor’s right to alter the building plans (if any) for an uncompleted development. The mandatory provisions to be incorporated in an ASP for uncompleted development as required by the Ordinance include a provision requiring the vendor to notify the purchaser in writing of such alteration if the same affects in any way the property within 14 days after its having been approved by the Building Authority.
- A preliminary deposit of **5%** of the purchase price is payable by you to the owner (i.e. the seller) on entering into a PASP.
- If you do not execute the ASP within **5 working days** (working day means a day that is not a general holiday or a Saturday or a black rainstorm warning day or gale warning day) after entering into the PASP, the PASP is terminated, the preliminary deposit (i.e. 5% of the purchase price) is forfeited, and the owner (i.e. the seller) does not have any further claim against you for not executing the ASP.
- If you execute the ASP within 5 working days after the signing of the PASP, the owner (i.e. the seller) must execute the ASP within 8 working days after entering into the PASP.
- The deposit should be made payable to the solicitors’ firm responsible for stakeholding purchasers’ payments for the property.

10. Expression of intent of purchasing a residential property

- Note that vendors (including their authorized representative(s)) should not seek or accept any specific or general expression of intent of purchasing any residential property before the relevant price lists for such properties are made available to the public. You therefore should not make such an offer to the vendors or their authorized representative(s).
- Note that vendors (including their authorized representative(s)) should not seek or accept any specific expression of intent of purchasing a particular residential property before the sale of the property has commenced. You therefore should not make such an offer to the vendors or their authorized representative(s).

11. Appointment of estate agent

- Note that if the vendor has appointed one or more than one estate agents to act in the sale of any specified residential property in the development, the price list for the development must set out the name of all the estate agents so appointed as at the date of printing of the price list.
- You may appoint any estate agent (not necessarily from those estate agency companies appointed by the vendor) to act in the purchase of any specified residential property in the development, and may also not appoint any estate agent to act on your behalf.
- Before you appoint an estate agent to look for a property, you should-
 - find out whether the agent will act on your behalf only. If the agent also acts for the vendor, he/she may not be able to protect your best interests in the event of a conflict of interest;
 - find out whether any commission is payable by you to the estate agent and, if so, its amount and the time of payment; and
 - note that only licensed estate agents or salespersons may accept your appointment. If in doubt, you should request the estate agent or salesperson to produce his/her Estate Agent Card, or check the Licence List on the Estate Agents Authority website: www.eaa.org.hk.

12. Appointment of solicitor

- Consider appointing your own solicitor to protect your interests. If the solicitor also acts for the vendor, he/she may not be able to protect your best interests in the event of a conflict of interest.
- Compare the charges of different solicitors.

For first-hand uncompleted residential properties

13. Pre-sale Consent

- For uncompleted residential property under the Lands Department Consent Scheme, seek confirmation from the vendor whether the “Pre-sale Consent” has been issued by the Lands Department for the development.

14. Show flats

- While the vendor is not required to make any show flat available for viewing by prospective purchasers or the general public, if the vendor wishes to make available show flats of a specified residential property, the vendor must first of all make available an unmodified show flat of that residential property and that, having made available such unmodified show flat, the vendor may then make available a modified show flat of that residential property. In this connection, the vendor is allowed to make available more than one modified show flat of that residential property.
- If you visit the show flats, you should always look at the unmodified show flats for comparison with the modified show flats. That said,

³ Generally speaking, “material date” means the date on which the conditions of the land grant are complied with in respect of the development, or the date on which the development is completed in all respects in compliance with the approved building plans or the conditions subject to which the certificate of exemption is issued. For details, please refer to section 2 of the Ordinance.

NOTES TO PURCHASERS OF FIRST-HAND RESIDENTIAL PROPERTIES

一手住宅物業買家須知

the Ordinance does not restrict the discretion of the vendor in arranging the sequence of the viewing of unmodified and modified show flats.

- Sales brochure of the development should have been made available to the public when the show flat is made available for viewing. You are advised to get a copy of the sales brochure and make reference to it when viewing the show flats.
- You may take measurements in modified and unmodified show flats, and take photographs or make video recordings of unmodified show flats, subject to reasonable restriction(s) which may be set by the vendor for ensuring safety of the persons viewing the show flat.

For first-hand uncompleted residential properties and completed residential properties pending compliance

15. Estimated material date and handing over date

- Check the estimated material date³ for the development in the sales brochure.
 - The estimated material date for a development in the sales brochure is not the same as the date on which a residential property is handed over to purchaser. The latter is normally later than the former. However, the handing over date may be earlier than the estimated material date set out in the sales brochure in case of earlier completion of the development.
- Handing over date
 - The mandatory provisions to be incorporated in an ASP as required by the Ordinance include a provision requiring the vendor to apply in writing for an Occupation Document/a Certificate of Compliance or the Director of Lands' Consent to Assign (as the case may be) in respect of the development within 14 days after the estimated material date as stipulated in the ASP.
 - For development subject to the Lands Department Consent Scheme, the vendor is required to notify the purchaser in writing that the vendor is in a position validly to assign the property within one month after the issue of the Certificate of Compliance or the Consent to Assign, whichever first happens; or
 - For development not subject to the Lands Department Consent Scheme, the vendor is required to notify the purchaser in writing that the vendor is in a position validly to assign the property within 6 months after the issue of the Occupation Document including Occupation Permit.
 - The mandatory provisions to be incorporated in an ASP as required by the Ordinance include a provision requiring completion of the sale and purchase within 14 days after the date of the notification aforesaid. Upon completion, the vendor shall arrange handover of the property to the purchaser.
- Authorized Person (AP) may grant extension(s) of time for completion of the development beyond the estimated material date.
 - The mandatory provisions to be incorporated in an ASP as required by the Ordinance include a provision that the AP of a development may grant an extension of time for completion of the development beyond the estimated material date having regard to delays caused exclusively by any one or more of the following reasons:
 - strike or lock-out of workmen;
 - riots or civil commotion;
 - force majeure or Act of God;
 - fire or other accident beyond the vendor's control;
 - war; or
 - inclement weather.
 - The AP may grant more than once such an extension of time depending on the circumstances. That means handover of the property may be delayed.
 - The mandatory provisions to be incorporated in an ASP as required by the Ordinance also include a provision requiring

the vendor to, within 14 days after the issue of an extension of time granted by the AP, furnish the purchaser with a copy of the relevant certificate of extension.

- Ask the vendor if there are any questions on handing over date.

For first-hand completed residential properties

16. Vendor's information form

- Ensure that you obtain the "vendor's information form(s)" printed within the previous 3 months in relation to the residential property/properties you intend to purchase.

17. Viewing of property

- Ensure that, before you purchase a residential property, you are arranged to view the residential property that you would like to purchase or, if it is not reasonably practicable to view the property in question, a comparable property in the development, unless you agree in writing that the vendor is not required to arrange such a comparable property for viewing for you. You are advised to think carefully before signing any waiver.
- You may take measurements, take photographs or make video recordings of the property, unless the property is held under a tenancy or reasonable restriction(s) is/are needed to ensure safety of the persons viewing the property.

For complaints and enquiries relating to the sales of first-hand residential properties by the vendors which the Ordinance applies, please contact the Sales of First-hand Residential Properties Authority -

Website	: www.srpa.gov.hk
Telephone	: 2817 3313
Email	: enquiry_srpa@hd.gov.hk
Fax	: 2219 2220

Other useful contacts:

Consumer Council	
Website	: www.consumer.org.hk
Telephone	: 2929 2222
Email	: cc@consumer.org.hk
Fax	: 2856 3611

Estate Agents Authority	
Website	: www.eaa.org.hk
Telephone	: 2111 2777
Email	: enquiry@eaa.org.hk
Fax	: 2598 9596

Real Estate Developers Association of Hong Kong	
Telephone	: 2826 0111
Fax	: 2845 2521

Sales of First-hand Residential Properties Authority
March 2023

NOTES TO PURCHASERS OF FIRST-HAND RESIDENTIAL PROPERTIES

一手住宅物業買家須知

您在購置一手住宅物業之前，應留意下列事項：

適用於所有一手住宅物業

1. 重要資訊

- 瀏覽一手住宅物業銷售資訊網（下稱「銷售資訊網」）（網址：www.srpc.gov.hk），參考「銷售資訊網」內有關一手住宅物業的市場資料。
- 閱覽賣方就該發展項目所指定的互聯網網站內的有關資訊，包括售樓說明書、價單、載有銷售安排的文件，及成交紀錄冊。
- 發展項目的售樓說明書，會在該項目的出售日期前最少七日向公眾發布，而有關價單和銷售安排，亦會在該項目的出售日期前最少三日公布。
- 在賣方就有關發展項目所指定的互聯網網站，以及「銷售資訊網」內，均載有有關物業成交資料的成交紀錄冊，以供查閱。

2. 費用、按揭貸款和樓價

- 計算置業總開支，包括律師費、按揭費用、保險費，以及印花稅。
- 向銀行查詢可否取得所需的按揭貸款，然後選擇合適的還款方式，並小心計算按揭貸款金額，以確保貸款額沒有超出本身的負擔能力。
- 查閱同類物業最近的成交價格，以作比較。
- 向賣方或地產代理瞭解，您須付予賣方或該發展項目的管理人的預計的管理費、管理費上期金額（如有）、特別基金金額（如有）、補還的水、電力及氣體按金（如有），以及/或清理廢料的費用（如有）。

3. 價單、支付條款，以及其他財務優惠

- 賣方未必會把價單所涵蓋的住宅物業悉數推售，因此應留意有關的銷售安排，以了解賣方會推售的住宅物業為何。賣方會在有關住宅物業推售日期前最少三日公布銷售安排。
- 留意價單所載列的支付條款。倘買家可就購置有關住宅物業而連帶獲得價格折扣、贈品，或任何財務優惠或利益，上述資訊亦會在價單內列明。
- 如您擬選用由賣方指定的財務機構提供的各類按揭貸款計劃，在簽訂臨時買賣合約前，應先細閱有關價單內列出的按揭貸款計劃資料¹。如就該些按揭貸款計劃的詳情有任何疑問，應在簽訂臨時買賣合約前，直接向有關財務機構查詢。

4. 物業的面積及四周環境

- 留意載於售樓說明書和價單內的物業面積資料，以及載於價單內的每平方呎/每平方米售價。根據《一手住宅物業銷售條例》（第621章）（下稱「條例」），賣方只可以實用面積表達住宅物業的面積和每平方呎及平方米的售價。就住宅物業而言，實用面積指該住宅物業的樓面面積，包括在構成該物業的一部分的範圍內的以下每一項目的樓面面積：(i)露台；(ii)工作平台；以及(iii)陽台。實用面積並不包括空調機房、窗台、閣樓、平台、花園、停車位、天台、梯屋、前庭及庭院的每一項目的面積，即使該些項目構成該物業的一部分的範圍。
- 售樓說明書必須顯示發展項目中所有住宅物業的樓面平面圖。在售樓說明書所載有關發展項目中住宅物業的每一份樓面平面圖，均須述明每個住宅物業的外部 and 內部尺寸²。售樓說明書所提供有關住宅物業外部和內部的尺寸，不會把批盪和裝飾物料包括在內。買家收樓前如欲購置家具，應留意這點。
- 親臨發展項目的所在地實地視察，以了解有關物業的四周環境（包括交通和社區設施）；亦應查詢有否任何城市規劃方案和議決，會對有關的物業造成影響；參閱載於售樓

說明書內的位置圖、鳥瞰照片、分區計劃大綱圖，以及橫截面圖。

5. 售樓說明書

- 確保所取得的售樓說明書屬最新版本。根據條例，提供予公眾的售樓說明書必須是在之前的三個月之內印製或檢視、或檢視及修改。
- 如屬未落成發展項目，賣方在認為有需要時可改動建築圖則（如有的話），因此應留意由賣方提供的任何經修改的售樓說明書，以了解有關未落成發展項目的最新資料。
- 閱覽售樓說明書，並須特別留意以下資訊：
 - 售樓說明書內有否關於「有關資料」的部分，列出賣方知悉但並非為一般公眾人士所知悉，關於相當可能對享有有關住宅物業造成重大影響的事宜的資料。請注意，已在土地註冊處註冊的文件，其內容不會被視為「有關資料」；
 - 橫截面圖會顯示有關建築物相對毗連該建築物的每條街道的橫截面，以及每條上述街道與已知基準面和該建築物最低的一層住宅樓層的水平相對的水平。橫截面圖能以圖解形式，顯示出建築物最低一層住宅樓層和街道水平的高低差距，不論該最低住宅樓層以何種方式命名；
 - 室內和外部的裝置、裝修物料和設備；
 - 管理費按甚麼基準分擔；
 - 小業主有否責任或需要分擔管理、營運或維持有關發展項目以內或以外的公眾休憩用地或公共設施的開支，以及有關公眾休憩用地或公共設施的位置；以及
 - 小業主是否須要負責維修斜坡。

6. 政府批地文件和公契

- 閱覽政府批地文件和公契（或公契擬稿）。公契內載有天台和外牆業權等相關資料。賣方會在售樓處提供政府批地文件和公契（或公契擬稿）的複本，供準買家免費閱覽。
- 留意政府批地文件內所訂明小業主是否須要負責支付地稅。
- 留意公契內訂明有關物業內可否飼養動物。

7. 售樓處內有關可供揀選住宅物業的資料

- 向賣方查詢清楚有哪些一手住宅物業可供揀選。若賣方在售樓處內展示「消耗表」，您可從該「消耗表」得悉在每個銷售日的銷售進度資料，包括在該個銷售日開始時有哪些住宅物業可供出售，以及在該個銷售日內有哪些住宅物業已獲揀選及售出。
- 切勿隨便相信有關發展項目銷情的傳言，倉卒簽立臨時買賣合約。

8. 成交紀錄冊

- 留意發展項目的成交紀錄冊。賣方須於臨時買賣合約訂立後的24小時內，於紀錄冊披露該臨時買賣合約的資料，以及於買賣合約訂立後一個工作天內，披露該買賣合約的資料。您可透過成交紀錄冊得悉發展項目的銷售情況。

¹ 按揭貸款計劃的資料包括有關按揭貸款計劃對借款人的最低收入的要求、就第一按揭連同第二按揭可獲得的按揭貸款金額上限、最長還款年期、整個還款期內的按揭利率變化，以及申請人須繳付的手續費。

² 根據條例附表1第1部第10(2)(d)條述明，售樓說明書內顯示的發展項目中的住宅物業的每一份樓面平面圖須述明以下各項—

- (i) 每個住宅物業的外部尺寸；
- (ii) 每個住宅物業的內部尺寸；
- (iii) 每個住宅物業的內部間隔的厚度；
- (iv) 每個住宅物業內個別分隔室的外部尺寸。

根據條例附表1第1部第10(3)條，如有關發展項目的經批准的建築圖則，提供條例附表1第1部第10(2)(d)條所規定的資料，樓面平面圖須述明如此規定的該資料。

NOTES TO PURCHASERS OF FIRST-HAND RESIDENTIAL PROPERTIES

一手住宅物業買家須知

- 切勿將賣方接獲用作登記的購樓意向書或本票的數目視為銷情指標。發展項目的成交紀錄冊才是讓公眾掌握發展項目每日銷售情況的最可靠資料來源。

9. 買賣合約

- 確保臨時買賣合約和買賣合約包含條例所規定的強制性條文。
- 留意有關物業買賣交易所包括的裝置、裝修物料和設備，須在臨時買賣合約和買賣合約上列明。
- 留意夾附於買賣合約的圖則。該圖則會顯示所有賣方售予您的物業面積，而該面積通常較該物業的實用面積為大。
- 留意賣方有權改動未落成發展項目的建築圖則（如有的話）。如屬未落成發展項目，條例規定物業的買賣合約須載有強制性條文，列明如有關改動在任何方面對該物業造成影響，賣方須在改動獲建築事務監督批准後的14日內，將該項改動以書面通知買家。
- 訂立臨時買賣合約時，您須向擁有人（即賣方）支付樓價**5%**的臨時訂金。
- 如您在訂立臨時買賣合約後**五個工作日**（工作日指並非公眾假日、星期六、黑色暴雨警告日或烈風警告日的日子）之內，沒有簽立買賣合約，該臨時買賣合約即告終止，有關臨時訂金（即樓價的5%）會被沒收，而擁有人（即賣方）不得因您沒有簽立買賣合約而對您提出進一步申索。
- 在訂立臨時買賣合約後的五個工作日之內，倘您簽立買賣合約，則擁有人（即賣方）必須在訂立該臨時買賣合約後的八個工作日之內簽立買賣合約。
- 有關的訂金，應付予負責為所涉物業擔任保證金保存人的律師事務所。

10. 表達購樓意向

- 留意在賣方（包括其獲授權代表）就有關住宅物業向公眾提供價單前，賣方不得尋求或接納任何對有關住宅物業的購樓意向（不論是否屬明確選擇購樓意向）。因此您不應向賣方或其授權代表提出有關意向。
- 留意在有關住宅物業的銷售開始前，賣方（包括其獲授權代表）不得尋求或接納任何對該物業的有明確選擇購樓意向。因此您不應向賣方或其授權代表提出有關意向。

11. 委託地產代理

- 留意倘賣方委任一個或多於一個地產代理，以協助銷售其發展項目內任何指明住宅物業，該發展項目的價單必須列明在價單印刷日期當日所有獲委任為地產代理的姓名/名稱。
- 您可委託任何地產代理（不一定是賣方所指定的地產代理），以協助您購置發展項目內任何指明住宅物業；您亦可不委託任何地產代理。
- 委託地產代理以物色物業前，您應該 —
 - 了解該地產代理是否只代表您行事。該地產代理若同時代表賣方行事，倘發生利益衝突，未必能夠保障您的最大利益；
 - 了解您須否支付佣金予該地產代理。若須支付，有關的佣金金額和支付日期為何；以及
 - 留意只有持牌地產代理或營業員才可以接受您的委託。如有疑問，應要求該地產代理或營業員出示其「地產代理證」，或瀏覽地產代理監管局的網頁（網址：www.caa.org.hk），查閱牌照目錄。

12. 委聘律師

- 考慮自行委聘律師，以保障您的利益。該律師若同時代表賣方行事，倘發生利益衝突，未必能夠保障您的最大利益。
- 比較不同律師的收費。

適用於一手未落成住宅物業

13. 預售樓花同意書

- 洽購地政總署「預售樓花同意方案」下的未落成住宅物業時，應向賣方確認地政總署是否已就該發展項目批出「預售樓花同意書」。

14. 示範單位

- 賣方不一定須設置示範單位供準買家或公眾參觀，但賣方如為某指明住宅物業設置示範單位，必須首先設置該住宅物業的無改動示範單位，才可設置該住宅物業的經改動示範單位，並可以就該住宅物業設置多於一個經改動示範單位。
- 參觀示範單位時，務必視察無改動示範單位，以便與經改動示範單位作出比較。然而，條例並沒有限制賣方安排參觀無改動示範單位及經改動示範單位的先後次序。
- 賣方設置示範單位供公眾參觀時，應已提供有關發展項目的售樓說明書。因此，緊記先行索取售樓說明書，以便在參觀示範單位時參閱相關資料。
- 您可以在無改動示範單位及經改動示範單位中進行量度，並在無改動示範單位內拍照或拍攝影片，惟在確保示範單位參觀者人身安全的前提下，賣方可能會設定合理的限制。

適用於一手未落成住宅物業及尚待符合條件的已落成住宅物業

15. 預計關鍵日期及收樓日期

- 查閱售樓說明書中有關發展項目的預計關鍵日期³。
 - 售樓說明書中有關發展項目的預計關鍵日期並不同買家的「收樓日期」。買家的「收樓日期」一般會較發展項目的預計關鍵日期遲。然而，假若發展項目比預期早落成，「收樓日期」可能會較售樓說明書列出的預計關鍵日期為早。
- 收樓日期
 - 條例規定買賣合約須載有強制性條文，列明賣方須於買賣合約內列出的預計關鍵日期後的14日內，以書面為發展項目申請佔用文件、合格證明書，或地政總署署長的轉讓同意（視屬何種情況而定）。
 - 如發展項目屬地政總署預售樓花同意方案所規管，賣方須在合格證明書或地政總署署長的轉讓同意發出後的一個月內（以較早者為準），就賣方有能力有效地轉讓有關物業一事，以書面通知買家；或
 - 如發展項目並非屬地政總署預售樓花同意方案所規管，賣方須在佔用文件（包括佔用許可證）發出後的六個月內，就賣方有能力有效地轉讓有關物業一事，以書面通知買家。
 - 條例規定買賣合約須載有強制性條文，列明有關物業的買賣須於賣方發出上述通知的日期的14日內完成。有關物業的買賣完成後，賣方將安排買家收樓事宜。
- 認可人士可批予在預計關鍵日期之後完成發展項目
 - 條例規定買賣合約須載有強制性條文，列明發展項目的認可人士可以在顧及純粹由以下一個或多於一個原因所導致的延遲後，批予在預計關鍵日期之後，完成發展項目：
 - 工人罷工或封閉工地；
 - 暴動或內亂；
 - 不可抗力或天災；
 - 火警或其他賣方所不能控制的意外；

³ 一般而言，「關鍵日期」指該項目符合批地文件的條件的日期，或該項目在遵照經批准的建築圖則的情況下或按照豁免證明書的發出的條件在各方面均屬完成的日期。有關詳情請參閱條例第2條。

NOTES TO PURCHASERS OF FIRST-HAND RESIDENTIAL PROPERTIES

一手住宅物業買家須知

- 戰爭；或
- 惡劣天氣。
- 發展項目的認可人士可以按情況，多於一次批予延後預計關鍵日期以完成發展項目，即收樓日期可能延遲。
- 條例規定買賣合約須載有強制性條文，列明賣方須於認可人士批予延期後的14日內，向買家提供有關延期證明書的文本。
- 如對收樓日期有任何疑問，可向賣方查詢。

適用於一手已落成住宅物業

16. 賣方資料表格

- 確保取得最近三個月內印製有關您擬購買的一手已落成住宅物業的「賣方資料表格」。

17. 參觀物業

- 購置住宅物業前，確保已獲安排參觀您打算購置的住宅物業。倘參觀有關物業並非合理地切實可行，則應參觀與有關物業相若的物業，除非您以書面同意賣方無須開放與有關物業相若的物業供您參觀。您應仔細考慮，然後才決定是否簽署豁免上述規定的書面同意。
- 除非有關物業根據租約持有，或為確保物業參觀者的人身安全而須設定合理限制，您可以對該物業進行量度、拍照或拍攝影片。

任何與賣方銷售受條例所規管的一手住宅物業有關的投訴和查詢，請與一手住宅物業銷售監管局聯絡。

網址	: www.srpa.gov.hk
電話	: 2817 3313
電郵	: enquiry_srpa@hd.gov.hk
傳真	: 2219 2220

其他相關聯絡資料：

消費者委員會	
網址	: www.consumer.org.hk
電話	: 2929 2222
電郵	: cc@consumer.org.hk
傳真	: 2856 3611

地產代理監管局	
網址	: www.caa.org.hk
電話	: 2111 2777
電郵	: enquiry@caa.org.hk
傳真	: 2598 9596

香港地產建設商會	
電話	: 2826 0111
傳真	: 2845 2521

一手住宅物業銷售監管局
2023年3月

INFORMATION ON THE DEVELOPMENT

發展項目的資料

Name of the Development

St. George’s Mansions

發展項目的名稱

St. George’s Mansions

The name of the street at which the Development is situated and the street number allocated by the Commissioner of Rating and Valuation for the purpose of distinguishing the Development

24A Kadoorie Avenue

發展項目所位於的街道的名稱及由差餉物業估價署署長為識別發展項目的目的而編配的門牌號數

嘉道理道24A號

Total number of storeys of each multi-unit building

Tower 1: 20 Storeys (excluding LG1/F, LG2/F, LG3/F, LG4/F, G/F, Roof Floor, Upper Roof Floor and Top Roof Floor)

Tower 2: 20 Storeys (excluding LG1/F, LG2/F, LG3/F, LG4/F, G/F, Roof Floor, Upper Roof Floor and Top Roof Floor)

Tower 3: 20 Storeys (excluding LG1/F, LG2/F, LG3/F, LG4/F, G/F, Roof Floor, Upper Roof Floor and Top Roof Floor)

每幢多單位建築物的樓層的總數

第1座：20層（不包括低層地下1樓、低層地下2樓、低層地下3樓、低層地下4樓、地下、天台、上層天台及頂層天台）

第2座：20層（不包括低層地下1樓、低層地下2樓、低層地下3樓、低層地下4樓、地下、天台、上層天台及頂層天台）

第3座：20層（不包括低層地下1樓、低層地下2樓、低層地下3樓、低層地下4樓、地下、天台、上層天台及頂層天台）

The floors numbering in each multi-unit building as provided in the approved building plans for the Development

Tower 1, 2 and 3 : LG1/F, LG2/F, LG3/F, LG4/F, G/F, 1/F-3/F, 5/F-12/F, 15/F-23/F, Roof Floor, Upper Roof Floor and Top Roof Floor

發展項目的經批准的建築圖則所規定的每幢多單位建築物內的樓層號數

第1、2及3座：低層地下1樓、低層地下2樓、低層地下3樓、低層地下4樓、地下、1樓至3樓、5樓至12樓、15樓至23樓、天台、上層天台及頂層天台

Omitted floor numbers in each multi-unit building in which the floor numbering is not in consecutive order

Tower 1, 2 and 3 : 4/F, 13/F, 14/F

每幢有不依連續次序的樓層號數的多單位建築物內被略去的樓層號數

第1、2及3座：4樓、13樓、14樓

Refuge floor(s) (if any) of each multi-unit building

Not applicable

每幢多單位建築物內的庇護層(如有的話)

不適用

INFORMATION ON VENDOR AND OTHERS INVOLVED IN THE DEVELOPMENT 賣方及有參與發展項目的其他人的資料

Vendor

CLP Property Investment Limited (as “Owner”)
Pacific Shine Limited (as “person so engaged”)

Notes:

“Owner” means the legal or beneficial owner of the residential properties in the Development.

“Person so engaged” means the person engaged by the Owner to co-ordinate and supervise the process of designing, planning, constructing, fitting out, completing and marketing the Development.

Holding companies of the Owner (CLP Property Investment Limited)

CLP Properties Limited
CLP Holdings Limited

Holding companies of the person so engaged (Pacific Shine Limited)

Tsim Sha Tsui Properties Limited
Sino Land Company Limited
King Chance Development Limited
World Focus Development Limited

Authorized Person for the Development

Cheng Yan Ying Grace

The firm or corporation of which an Authorized Person for the Development is a proprietor, director or employee in his or her professional capacity

AGC Design Limited

Building contractor for the Development

Gammon Engineering & Construction Company Limited

The firm of solicitors acting for the Owner in relation to the sale of residential properties in the Development

Mayer Brown
Woo Kwan Lee & Lo

Authorized institution that has made a loan or has undertaken to provide finance for the construction of the Development

China Construction Bank (Asia) Corporation Limited
(Note: the relevant undertaking has been cancelled)

Other person who has made a loan for the construction of the Development

King Chance Development Limited

賣方

中電地產投資有限公司(作為「擁有人」)
寶勢有限公司(作為「如此聘用的人」)

備註：

「擁有人」指發展項目住宅物業的法律上的擁有人或實益擁有人。

「如此聘用的人」指擁有人聘用以統籌和監管發展項目的設計、規劃、建造、裝置、完成及銷售的過程的人士。

擁有人（中電地產投資有限公司）的控權公司

中電地產有限公司
中電控股有限公司

如此聘用的人（寶勢有限公司）的控權公司

尖沙咀置業集團有限公司
信和置業有限公司
會連發展有限公司
華鋒發展有限公司

發展項目的認可人士

鄭恩瑩

發展項目的認可人士以其專業身分擔任經營人、董事或僱員的商號或法團

創智建築師有限公司

發展項目的承建商

Gammon Engineering & Construction Company Limited

就發展項目中的住宅物業的出售而代表擁有人行事的律師事務所

孖士打律師行
胡關李羅律師行

已為發展項目的建造提供貸款或已承諾為該項建造提供融資的認可機構

中國建設銀行（亞洲）股份有限公司
（備註：有關承諾已經取消）

已為發展項目的建造提供貸款的其他人

會連發展有限公司

RELATIONSHIP BETWEEN PARTIES INVOLVED IN THE DEVELOPMENT 有參與發展項目的各方的關係

(a)	The Vendor or a building contractor for the Development is an individual, and that Vendor or contractor is an immediate family member of an authorized person for the Development; 賣方或有關發展項目的承建商屬個人，並屬發展項目的認可人士的家人；	Not applicable 不適用
(b)	The Vendor or a building contractor for the Development is a partnership, and a partner of that Vendor or contractor is an immediate family member of such an authorized person; 賣方或發展項目的承建商屬合夥，而該賣方或承建商的合夥人屬上述認可人士的家人；	Not applicable 不適用
(c)	The Vendor or a building contractor for the Development is a corporation, and a director or the secretary of that Vendor or contractor (or a holding company of that Vendor) is an immediate family member of such an authorized person; 賣方或發展項目的承建商屬法團，而該賣方或承建商（或該賣方的控權公司）的董事或秘書屬上述認可人士的家人；	No 沒有
(d)	The Vendor or a building contractor for the Development is an individual, and that Vendor or contractor is an immediate family member of an associate of such an authorized person; 賣方或發展項目的承建商屬個人，並屬上述認可人士的有聯繫人士的家人；	Not applicable 不適用
(e)	The Vendor or a building contractor for the Development is a partnership, and a partner of that Vendor or contractor is an immediate family member of an associate of such an authorized person; 賣方或發展項目的承建商屬合夥，而該賣方或承建商的合夥人屬上述認可人士的有聯繫人士的家人；	Not applicable 不適用
(f)	The Vendor or a building contractor for the Development is a corporation, and a director or the secretary of that Vendor or contractor (or a holding company of that Vendor) is an immediate family member of an associate of such an authorized person; 賣方或發展項目的承建商屬法團，而該賣方或承建商（或該賣方的控權公司）的董事或秘書屬上述認可人士的有聯繫人士的家人；	No 沒有
(g)	The Vendor or a building contractor for the Development is an individual, and that Vendor or contractor is an immediate family member of a proprietor of a firm of solicitors acting for the Owner in relation to the sale of residential properties in the Development; 賣方或發展項目的承建商屬個人，並屬就發展項目內的住宅物業的出售代表擁有人行事的律師事務所行事的經營人的家人；	Not applicable 不適用
(h)	The Vendor or a building contractor for the Development is a partnership, and a partner of that Vendor or contractor is an immediate family member of a proprietor of a firm of solicitors acting for the Owner in relation to the sale of residential properties in the Development; 賣方或發展項目的承建商屬合夥，而該賣方或承建商的合夥人屬就發展項目內的住宅物業的出售代表擁有人行事的律師事務所行事的經營人的家人；	Not applicable 不適用
(i)	The Vendor or a building contractor for the Development is a corporation, and a director or the secretary of that Vendor or contractor (or a holding company of that Vendor) is an immediate family member of a proprietor of such a firm of solicitors; 賣方或發展項目的承建商屬法團，而該賣方或承建商（或該賣方的控權公司）的董事或秘書屬上述律師事務所的經營人的家人；	No 沒有
(j)	The Vendor, a holding company of the Vendor, or a building contractor for the Development, is a private company, and an authorized person for the Development, or an associate of such an authorized person, holds at least 10% of the issued shares in that Vendor, holding company or contractor; 賣方、賣方的控權公司或有關發展項目的承建商屬私人公司，而發展項目的認可人士或該認可人士的有聯繫人士持有該賣方、控權公司或承建商最少10%的已發行股份；	No 沒有

RELATIONSHIP BETWEEN PARTIES INVOLVED IN THE DEVELOPMENT 有參與發展項目的各方的關係

(k)	<p>The Vendor, a holding company of the Vendor, or a building contractor for the Development, is a listed company, and such an authorized person, or such an associate, holds at least 1% of the issued shares in that Vendor, holding company or contractor;</p> <p>賣方、賣方的控權公司或發展項目的承建商屬上市公司，而上述認可人士或上述有聯繫人士持有該賣方、控權公司或承建商最少1%的已發行股份；</p>	No 沒有
(l)	<p>The Vendor or a building contractor for the Development is a corporation, and such an authorized person, or such an associate, is an employee, director or secretary of that Vendor or contractor or of a holding company of that Vendor;</p> <p>賣方或發展項目的承建商屬法團，而上述認可人士或上述有聯繫人士屬該賣方、承建商或該賣方的控權公司的僱員、董事或秘書；</p>	No 沒有
(m)	<p>The Vendor or a building contractor for the Development is a partnership, and such an authorized person, or such an associate, is an employee of that Vendor or contractor;</p> <p>賣方或發展項目的承建商屬合夥，而上述認可人士或上述有聯繫人士屬該賣方或承建商的僱員；</p>	Not applicable 不適用
(n)	<p>The Vendor, a holding company of the Vendor, or a building contractor for the Development, is a private company, and a proprietor of a firm of solicitors acting for the Owner in relation to the sale of residential properties in the Development holds at least 10% of the issued shares in that Vendor, holding company or contractor;</p> <p>賣方、賣方的控權公司或發展項目的承建商屬私人公司，而就發展項目中的住宅物業的出售而代表擁有人行事的律師事務所的經營人持有該賣方、控權公司或承建商最少10%的已發行股份；</p>	No 沒有
(o)	<p>The Vendor, a holding company of the Vendor, or a building contractor for the Development, is a listed company, and a proprietor of such a firm of solicitors holds at least 1% of the issued shares in that Vendor, holding company or contractor;</p> <p>賣方、賣方的控權公司或發展項目的承建商屬上市公司，而上述律師事務所的經營人持有該賣方、控權公司或承建商最少1%的已發行股份；</p>	No 沒有
(p)	<p>The Vendor or a building contractor for the Development is a corporation, and a proprietor of such a firm of solicitors is an employee, director or secretary of that Vendor or contractor or of a holding company of that Vendor;</p> <p>賣方或發展項目的承建商屬法團，而上述律師事務所的經營人屬該賣方或承建商或該賣方的控權公司的僱員、董事或秘書；</p>	No 沒有
(q)	<p>The Vendor or a building contractor for the Development is a partnership, and a proprietor of such a firm of solicitors is an employee of that Vendor or contractor;</p> <p>賣方或發展項目的承建商屬合夥，而上述律師事務所的經營人屬該賣方或承建商的僱員；</p>	Not applicable 不適用
(r)	<p>The Vendor or a building contractor for the Development is a corporation, and the corporation of which an authorized person for the Development is a director or employee in his or her professional capacity is an associate corporation of that Vendor or contractor or of a holding company of that Vendor;</p> <p>賣方或發展項目的承建商屬法團，而發展項目的認可人士以其專業身分擔任董事或僱員的法團為該賣方或承建商或該賣方的控權公司的有聯繫法團；</p>	No 沒有
(s)	<p>The Vendor or a building contractor for the Development is a corporation, and that contractor is an associate corporation of that Vendor or of a holding company of that Vendor.</p> <p>賣方或發展項目的承建商屬法團，而該承建商屬該賣方或該賣方的控權公司的有聯繫法團。</p>	No 沒有

INFORMATION ON DESIGN OF THE DEVELOPMENT

發展項目的設計的資料

There are non-structural prefabricated external walls forming part of the enclosing walls of the Development.

The range of thickness of the non-structural prefabricated external walls of each block is 150mm.

Schedule of total area of the non-structural prefabricated external walls of each residential property:

發展項目會有構成圍封牆的一部分的非結構的預製外牆。

每幢建築物的非結構的預製外牆的厚度範圍為150毫米。

每個住宅物業的非結構的預製外牆總面積表：

Tower 座	Floor 樓層	Flat 單位	Total area of the non-structural prefabricated external walls of each residential property (sq.m) 每個住宅物業的非結構的預製外牆的總面積（平方米）
Tower 1 第1座	1/F 1樓	A	3.682
		B	2.251
		C	1.055
	2/F-3/F, 5/F-12/F, 15/F-21/F 2樓-3樓、5樓-12樓、15樓-21樓	A	3.829
		B	2.394
		C	1.220
	22/F 22樓	A	3.701
		C	1.220
	23/F 23樓	A	3.701
		C	1.220
Tower 2 第2座	1/F 1樓	A	2.320
		B	2.320
		C	1.055
	2/F-3/F, 5/F-12/F, 15/F-21/F 2樓-3樓、5樓-12樓、15樓-21樓	A	2.463
		B	2.463
		C	1.220
	22/F 22樓	A	2.463
		B	2.463
		C	1.220
	23/F 23樓	A	5.528
		C	1.220
Tower 3 第3座	1/F 1樓	A	3.621
		B	2.251
		C	1.055
	2/F-3/F, 5/F-12/F, 15/F-21/F 2樓-3樓、5樓-12樓、15樓-21樓	A	3.763
		B	2.394
		C	1.220
	22/F 22樓	A	3.701
		C	1.220
	23/F 23樓	A	3.701
		C	1.220

INFORMATION ON DESIGN OF THE DEVELOPMENT

發展項目的設計的資料

There are curtain walls forming part of the enclosing walls of the Development.

The range of thickness of the curtain walls of each building is 200mm.

Schedule of total area of the curtain walls of each residential property:

發展項目會有構成圍封牆的一部分的幕牆。

每幢建築物的幕牆的厚度範圍為200毫米。

每個住宅物業的幕牆總面積表：

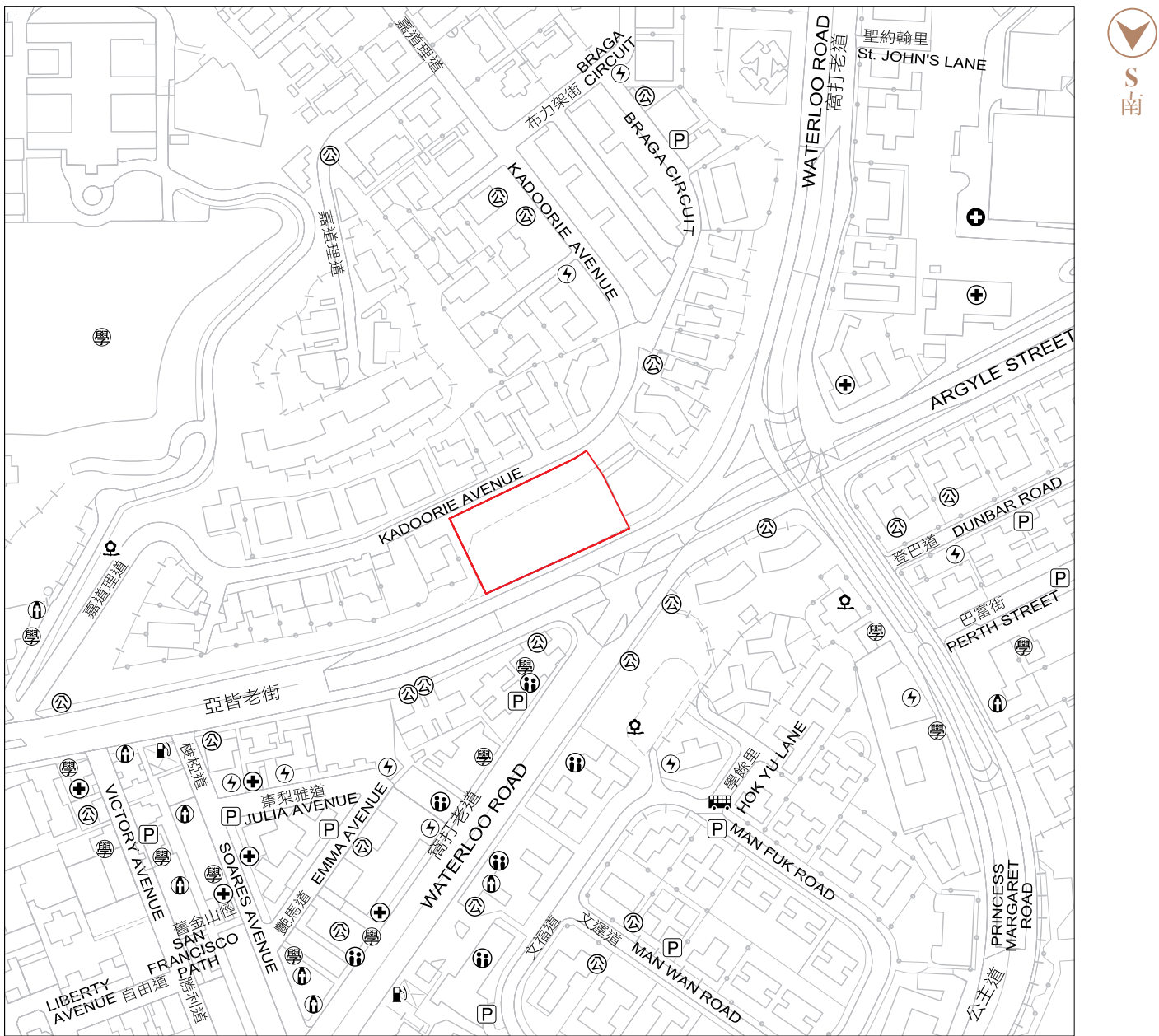
Tower 座	Floor 樓層	Flat 單位	Total area of the curtain walls of each residential property (sq.m) 每個住宅物業的幕牆的總面積（平方米）
Tower 1 第1座	1/F 1樓	A	-
		B	-
		C	0.426
	2/F-3/F, 5/F-12/F, 15/F-21/F 2樓-3樓、5樓-12樓、15樓-21樓	A	-
		B	-
		C	0.426
	22/F 22樓	A	-
		C	0.426
	23/F 23樓	A	-
		C	0.426
Tower 2 第2座	1/F 1樓	A	-
		B	-
		C	0.426
	2/F-3/F, 5/F-12/F, 15/F-21/F 2樓-3樓、5樓-12樓、15樓-21樓	A	-
		B	-
		C	0.426
	22/F 22樓	A	-
		B	-
		C	0.426
	23/F 23樓	A	-
		C	0.426
Tower 3 第3座	1/F 1樓	A	-
		B	-
		C	0.426
	2/F-3/F, 5/F-12/F, 15/F-21/F 2樓-3樓、5樓-12樓、15樓-21樓	A	-
		B	-
		C	0.426
	22/F 22樓	A	-
		C	0.426
	23/F 23樓	A	-
		C	0.426


INFORMATION ON PROPERTY MANAGEMENT
物業管理的資料

Person appointed as the manager of the Development under the deed of mutual covenant that has been executed:	根據已簽立的公契，獲委任為發展項目的管理人：
Sino Estates Management Limited	信和物業管理有限公司

LOCATION PLAN OF THE DEVELOPMENT

發展項目的所在位置圖



 Location of the Development
發展項目的位置

Scale: 0 50 100 150 200 250米/M
比例：












The Location Plan is prepared with reference to the Survey Sheet No. T11-NW-D dated 10 August 2023 from Survey and Mapping Office of the Lands Department, with adjustments where necessary.

The Location Plan is reproduced with permission of the Director of Lands. The Government of Hong Kong SAR Licence No. 3/2020.

所在位置圖參考於2023年8月10日之地政總署測繪處之測繪圖編號T11-NW-D，有需要的地方經修正處理。

所在位置圖版權屬香港特區政府，經地政總署准許複印，版權特許編號3/2020。

Legend 圖例

- | | |
|--|---|
|  A Petrol Filling Station 油站 |  A Public Utility Installation 公用事業設施裝置 |
|  A Clinic 診療所 |  A School (Including a kindergarten)
學校（包括幼稚園） |
|  A Power Plant (Including electricity sub-stations)
發電廠（包括電力分站） |  宗教場所（包括教堂、廟宇及祠堂）
A Religious Institution
(Including a church, a temple and a Tsz Tong) |
|  A Hospital 醫院 |  Social Welfare Facilities
(Including an elderly centre and a home for the mentally disabled)
社會福利設施（包括老人中心及弱智人士護理院） |
|  A Public Carpark (Including a lorry park)
公眾停車場（包括貨車停泊處） |  A Public Park 公園 |
|  A Public Transport Terminal (Including a rail station)
公共交通總站（包括鐵路車站） | |


Notes :

- Due to technical reasons (such as the shape of the Development), the Location Plan may show more area than that required under the Residential Properties (First-hand Sales) Ordinance.
- The Vendor advises prospective purchasers to conduct an on-site visit for a better understanding of the Development, its surrounding environment and the public facilities nearby.

備註：

- 因技術原因（例如發展項目之形狀），所在位置圖所顯示的範圍可能多於《一手住宅物業銷售條例》所要求。
- 賣方建議準買方到發展項目作實地考察，以對發展項目、其周邊地區環境及附近的公共設施有較佳了解。

AERIAL PHOTOGRAPH OF THE DEVELOPMENT
發展項目的鳥瞰照片




The Aerial Photograph is adopted from part of the aerial photograph taken by the Survey and Mapping Office of Lands Department at a flying height of 6,900 feet, photo No. E167345C, dated 8 December 2022.

Survey and Mapping Office, Lands Department, The Government of HKSAR
© copyright reserved - reproduction by permission only.

鳥瞰照片摘錄自地政總署測繪處於2022年12月8日在6,900呎飛行高度拍攝，編號為E167345C之鳥瞰照片。

香港特別行政區政府地政總署測繪處版權所有，未經許可，不得複製。

● Location of the Development
發展項目的位置



The Aerial Photograph is adopted from part of the aerial photograph taken by the Survey and Mapping Office of Lands Department at a flying height of 6,900 feet, photo No. E167498C, dated 8 December 2022.

Survey and Mapping Office, Lands Department, The Government of HKSAR
© copyright reserved - reproduction by permission only.

鳥瞰照片摘錄自地政總署測繪處於2022年12月8日在6,900呎飛行高度拍攝，編號為E167498C之鳥瞰照片。

香港特別行政區政府地政總署測繪處版權所有，未經許可，不得複製。

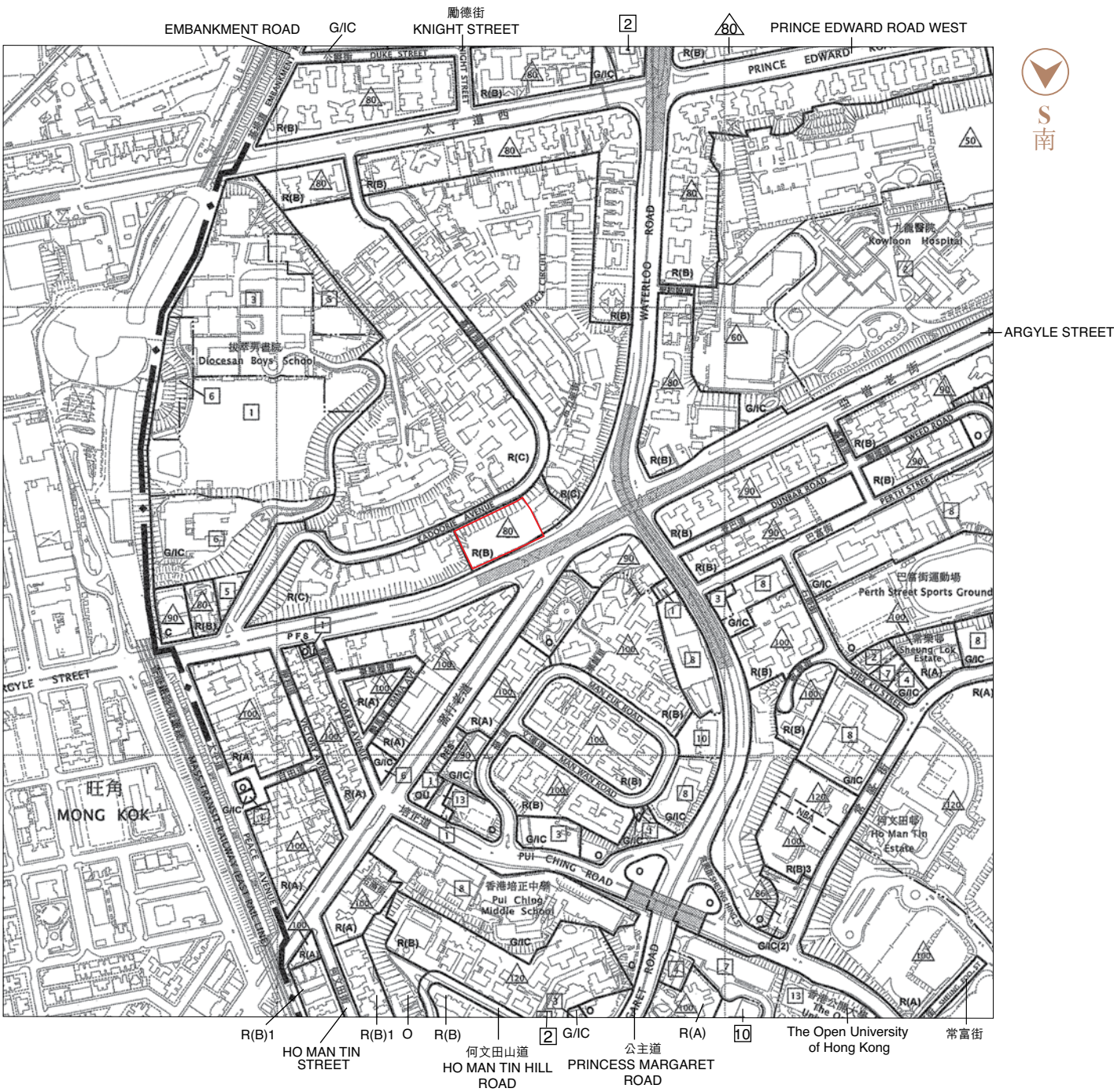
● Location of the Development
發展項目的位置


This blank area falls outside the coverage of the relevant aerial photograph
鳥瞰照片並不覆蓋本空白範圍

- Notes :
1. Due to technical reasons (such as the shape of the Development), the Aerial Photograph may show more area than that required under the Residential Properties (First-hand Sales) Ordinance.
 2. The Vendor advises prospective purchasers to conduct an on-site visit for a better understanding of the Development, its surrounding environment and the public facilities nearby.
- 備註：
1. 因技術原因（例如發展項目之形狀），鳥瞰照片所顯示的範圍可能多於《一手住宅物業銷售條例》所要求。
 2. 賣方建議準買家到發展項目作實地考察，以對發展項目、其周邊地區環境及附近的公共設施有較佳了解。

OUTLINE ZONING PLAN RELATING TO THE DEVELOPMENT

關乎發展項目的分區計劃大綱圖










 Boundary of the Development
發展項目的界線

The Outline Zoning Plan is adopted from part of the approved Ho Man Tin Outline Zoning Plan No. S/K7/24, gazetted on 18 September 2015.

The Outline Zoning Plan, prepared by the Planning Department under the direction of the Town Planning Board, is reproduced with the permission of the Director of Lands. © The Government of Hong Kong SAR.

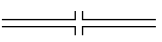
Legend 圖例

Zones 地帶

Commercial 商業	
Residential (Group A) 住宅（甲類）	
Residential (Group B) 住宅（乙類）	
Residential (Group C) 住宅（丙類）	
Government, Institution or Community 政府、機構或社區	
Open Space 休憩用地	
Other Specified Uses 其他指定用途	


Communications 交通


Railway and Station 鐵路及車站 


Major Road and Junction 主要道路及路口 


Elevated Road 高架道路 

Miscellaneous 其他

Boundary of Planning Scheme 規劃範圍界線 

Building Height Control Zone Boundary
建築物高度管制區界線 

Maximum Building Height (in meters above Principal Datum)
最高建築物高度（在主水平基準上若干米） 

Maximum Building Height (in number of storeys)
最高建築物高度（樓層數目） 

Petrol Filling Station 加油站 

Notes :

- Due to technical reasons (such as the shape of the Development), the Outline Zoning Plan may show more area than that required under the Residential Properties (First-hand Sales) Ordinance.
- The Vendor advises prospective purchasers to conduct an on-site visit for a better understanding of the Development, its surrounding environment and the public facilities nearby.

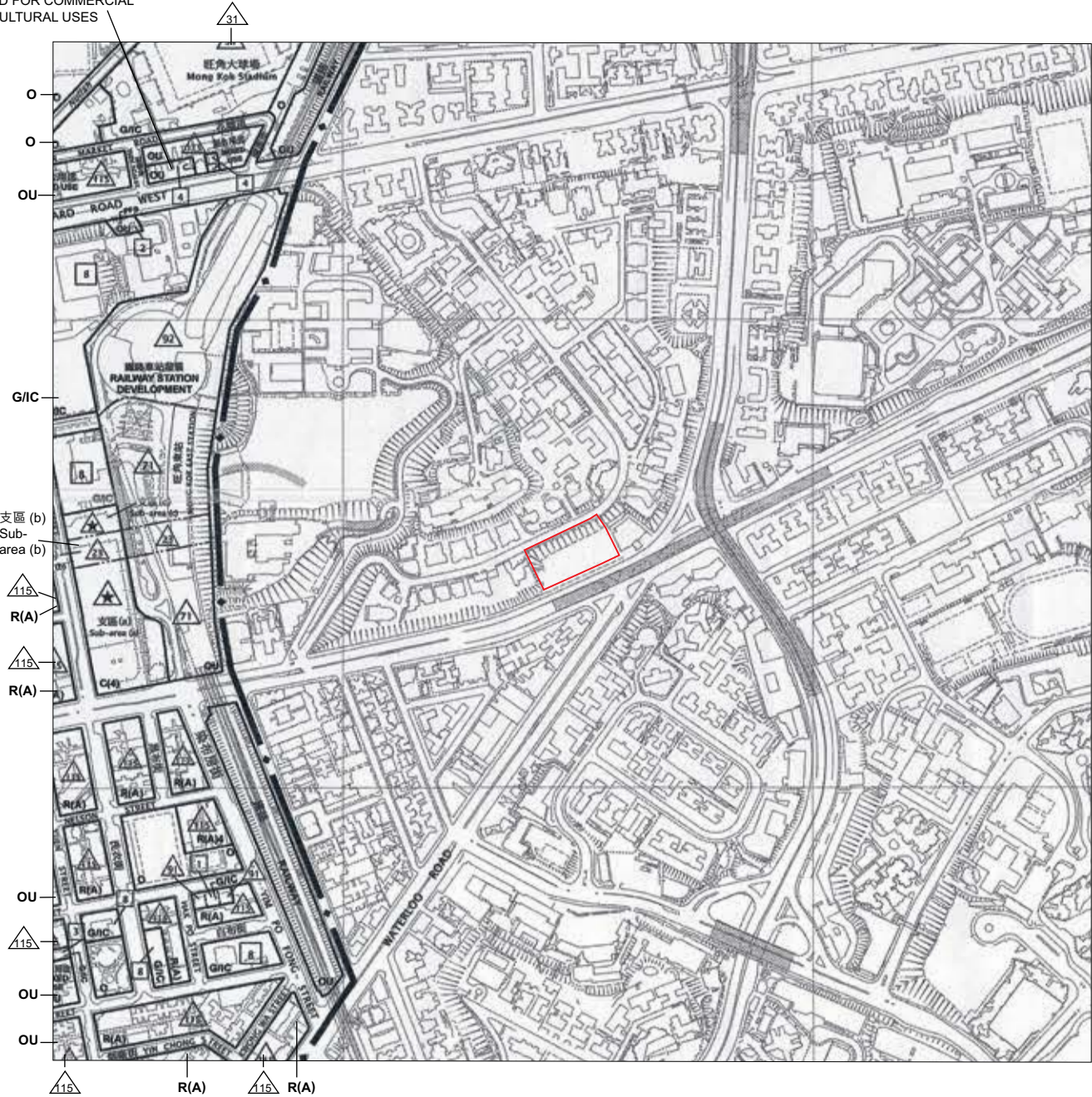
備註：

- 因技術原因（例如發展項目之形狀），分區計劃大綱圖所顯示的範圍可能多於《一手住宅物業銷售條例》所要求。
- 賣方建議準買方到發展項目作實地考察，以對發展項目、其周邊地區環境及附近的公共設施有較佳了解。

OUTLINE ZONING PLAN RELATING TO THE DEVELOPMENT

關乎發展項目的分區計劃大綱圖

歷史建築物保存作商業及或文化用途
HISTORIC BUILDINGS
PRESERVED FOR COMMERCIAL
AND / OR CULTURAL USES



Boundary of the Development
發展項目的界線

Scale : 0 100 200 300 400 500米/M
比例 :

The Outline Zoning Plan is adopted from part of the approved Mong Kok Outline Zoning Plan S/K3/36, gazetted on 9 June 2023.

The Outline Zoning Plan, prepared by the Planning Department under the direction of the Town Planning Board, is reproduced with the permission of the Director of Lands. © The Government of Hong Kong SAR.

分區計劃大綱圖摘錄自2023年6月9日憲報公布之旺角分區計劃大綱核准圖，圖則編號為 S/K3/36。

分區計劃大綱圖為規劃署遵照城市規劃委員會指示擬備，版權屬香港特別行政區政府，經地政總署准許複印。

Legend 圖例

Zones 地帶

Commercial 商業

Residential (Group A) 住宅（甲類）

Government, Institution or Community 政府、機構或社區

Open Space 休憩用地

Other Specified Uses 其他指定用途

Communications 交通

Railway and Station (Underground) 鐵路及車站（地下）

Major Road and Junction 主要道路及路口

Elevated Road 高架道路

C

R(A)

GIC

O

OU

車站
STATION

主要道路及路口

高架道路

Miscellaneous 其他

Boundary of Planning Scheme
規劃範圍界線

Building Height Control Zone Boundary
建築物高度管制區界線

Maximum Building Height (in meters above Principal Datum)
最高建築物高度（在主水平基準上若干米）

Maximum Building Height Restriction as Stipulated on The Notes
《註釋》內訂明最高建築物高度限制

Maximum Building Height (in number of storeys)
最高建築物高度（樓層數目）

Petrol Filling Station 加油站

規劃範圍界線

建築物高度管制區界線

115

★

8

PFS

Notes :

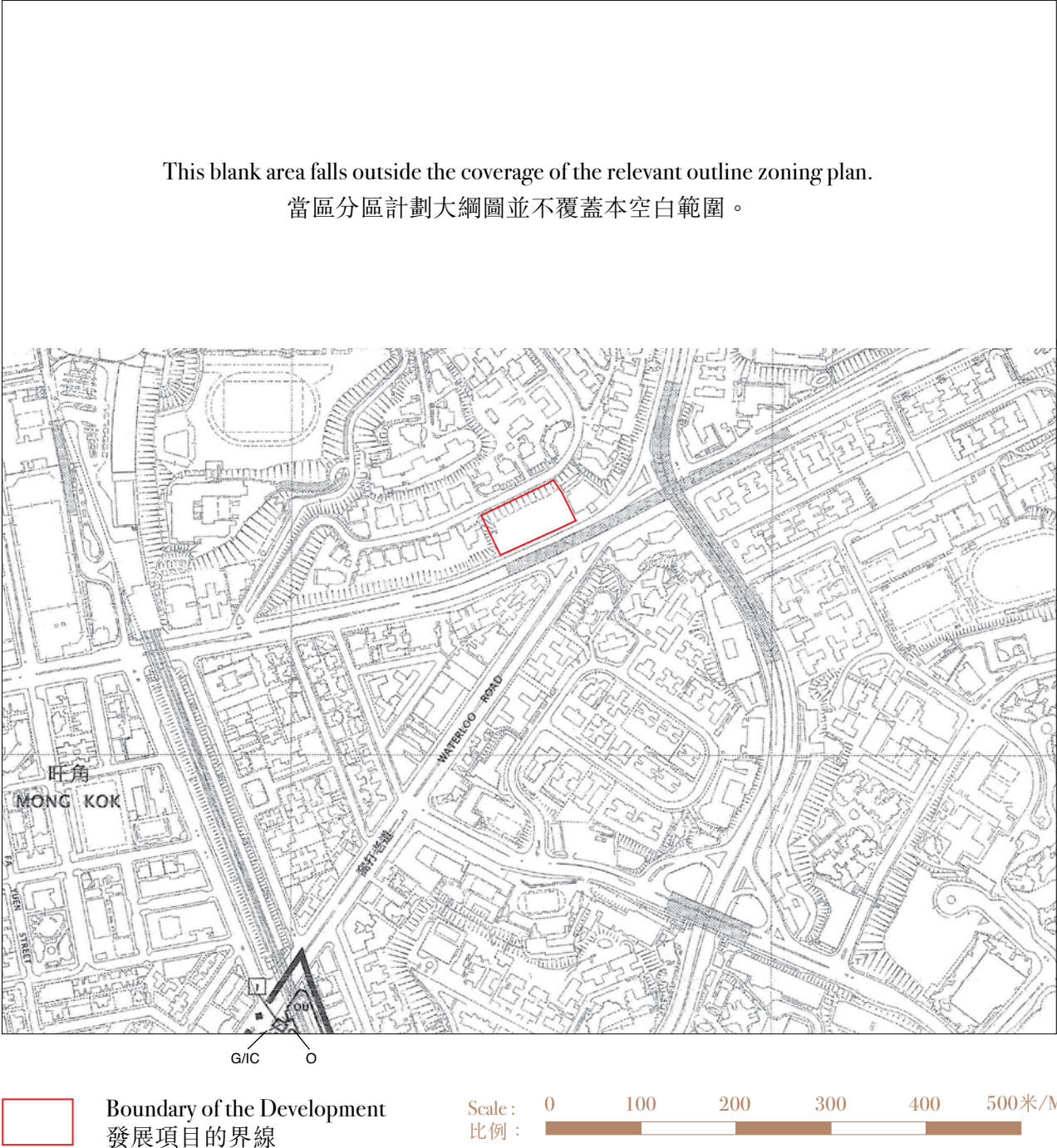
- Due to technical reasons (such as the shape of the Development), the Outline Zoning Plan may show more area than that required under the Residential Properties (First-hand Sales) Ordinance.
- The Vendor advises prospective purchasers to conduct an on-site visit for a better understanding of the Development, its surrounding environment and the public facilities nearby.

備註：

- 因技術原因（例如發展項目之形狀），分區計劃大綱圖所顯示的範圍可能多於《一手住宅物業銷售條例》所要求。
- 賣方建議準買方到發展項目作實地考察，以對發展項目、其周邊地區環境及附近的公共設施有較佳了解。

OUTLINE ZONING PLAN RELATING TO THE DEVELOPMENT

關乎發展項目的分區計劃大綱圖



The Outline Zoning Plan is adopted from part of the draft Yau Ma Tei Outline Zoning Plan No. S/K2/25, gazetted on 30 June 2023.

The Outline Zoning Plan, prepared by the Planning Department under the direction of the Town Planning Board, is reproduced with the permission of the Director of Lands. © The Government of Hong Kong SAR.

分區計劃大綱圖摘錄自2023年6月30日憲報公布之油麻地分區計劃大綱草圖，圖則編號為S/K2/25。

分區計劃大綱圖為規劃署遵照城市規劃委員會指示擬備，版權屬香港特別行政區政府，經地政總署准許複印。

Legend 圖例

Zones 地帶

Government, Institution or Community 政府、機構或社區	G/I/C
Open Space 休憩用地	O
Other Specified Uses 其他指定用途	OU

Communications 交通

Railway and Station 鐵路及車站	STATION
Major Road and Junction 主要道路及路口	
Elevated Road 高架道路	

Miscellaneous 其他

Boundary of Planning Scheme 規劃範圍界線	
Building Height Control Zone Boundary 建築物高度管制區界線	
Maximum Building Height (in number of storeys) 最高建築物高度（樓層數目）	1

Notes :

- Due to technical reasons (such as the shape of the Development), the Outline Zoning Plan may show more area than that required under the Residential Properties (First-hand Sales) Ordinance.
- The Vendor advises prospective purchasers to conduct an on-site visit for a better understanding of the Development, its surrounding environment and the public facilities nearby.

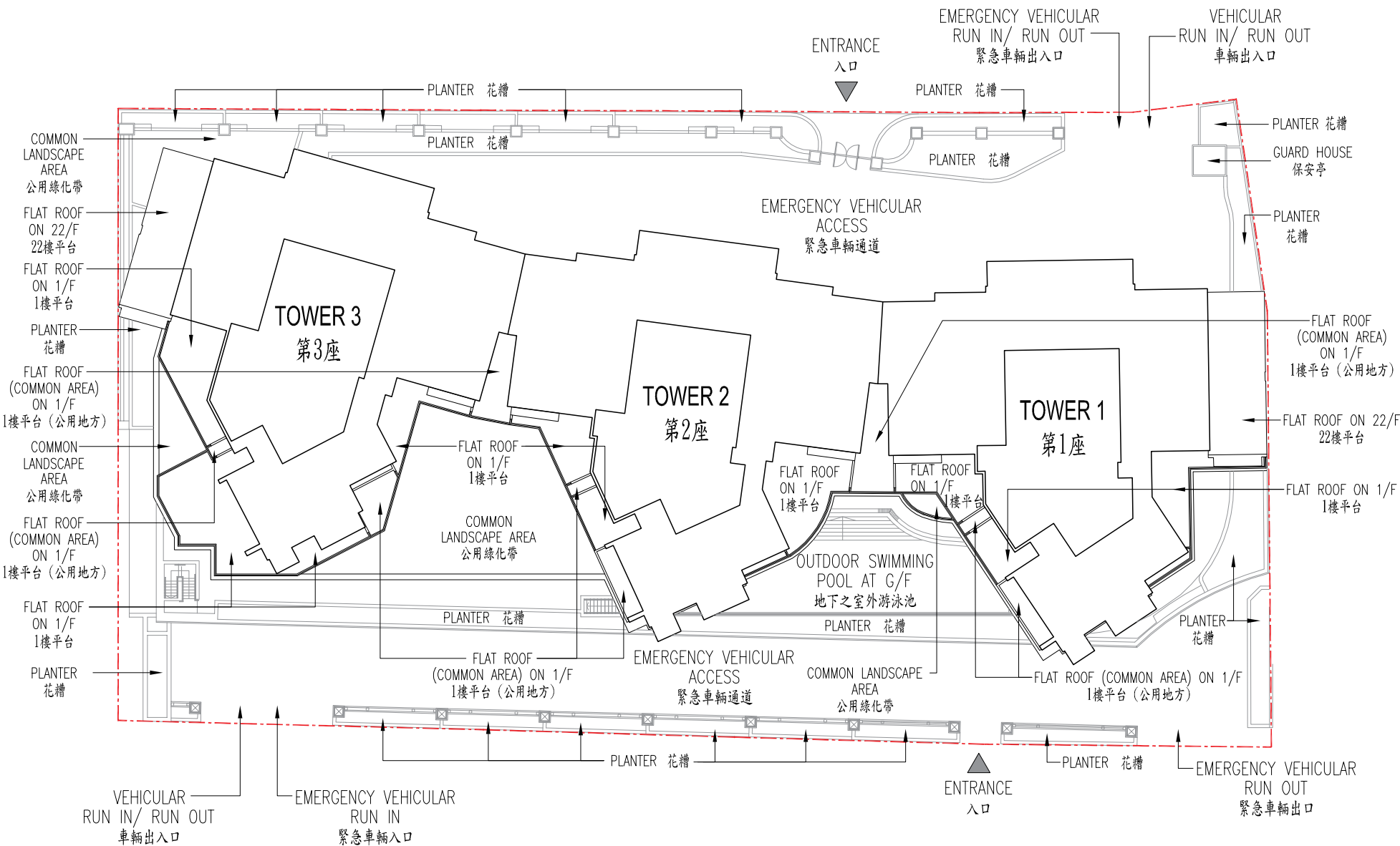
備註 :

- 因技術原因（例如發展項目之形狀），分區計劃大綱圖所顯示的範圍可能多於《一手住宅物業銷售條例》所要求。
- 賣方建議準買方到發展項目作實地考察，以對發展項目、其周邊地區環境及附近的公共設施有較佳了解。

LAYOUT PLAN OF THE DEVELOPMENT 發展項目的布局圖



KADOORIE AVENUE 嘉道理道



ARGYLE STREET 亞皆老街

----- Boundary of the Development 發展項目的界線

Scale : 0米/M 20米/M
比例 :

FLOOR PLANS OF RESIDENTIAL PROPERTIES IN THE DEVELOPMENT

發展項目的住宅物業的樓面平面圖

Legend of terms and abbreviations used on the floor plans

樓面平面圖中所使用名詞及簡稱之圖例

AB	= Acoustic Balcony	= 減音露台
A/C PLANT ROOM	= Air-Conditioning Plant Room	= 空調機房
A/C PLATFORM	= Air-Conditioning Platform	= 空調機平台
A/C PLATFORM ABOVE	= Air-Conditioning Platform Above	= 空調機平台置上
AD	= Acoustic Door	= 減音門
A.F.	= Architectural Feature	= 建築裝飾
ALUM. A.F.	= Aluminium Architectural Feature	= 鋁質建築裝飾
AW	= Acoustic Window	= 減音窗
B.	= Bathroom	= 浴室
BAL.	= Balcony	= 露台
BALUSTRADE	= Balustrade	= 圍欄
B.R.1	= Bedroom 1	= 睡房 1
B.R.2	= Bedroom 2	= 睡房 2
COMMON FLAT ROOF	= Common Flat Roof	= 公用平台
COMMON LANDSCAPE AREA	= Common Landscape Area	= 公用綠化帶
COVER FOR BAL.	= Cover for Balcony	= 露台上蓋
COVER FOR U.P.	= Cover for Utility Platform	= 工作平台上蓋
C.W.	= Curtain Wall	= 玻璃幕牆
DIN.	= Dining Room	= 飯廳
DN	= Down	= 落
ELV. DUCT	= Extra-low Voltage Cable Duct	= 特低電壓管槽
ENSUITE	= Ensuite	= 套房
ENSUITE 1	= Ensuite 1	= 套房 1
ENSUITE 2	= Ensuite 2	= 套房 2
ENSUITE 3	= Ensuite 3	= 套房 3
ENSUITE 4	= Ensuite 4	= 套房 4
EN. B.	= Ensuite Bathroom	= 套房浴室
EN. B. 1	= Ensuite Bathroom 1	= 套房浴室 1
EN. B. 2	= Ensuite Bathroom 2	= 套房浴室 2
EN. B. 3	= Ensuite Bathroom 3	= 套房浴室 3
EN. B. 4	= Ensuite Bathroom 4	= 套房浴室 4
E.M.R	= Electric Meter Room	= 電錶房
E.M.R.1	= Electric Meter Room 1	= 電錶房 1
FLAT ROOF	= Flat Roof	= 平台
FULL HEIGHT ACOUSTIC FIN	= Full Height Acoustic Fin	= 全高減音鰭片
GAS P.D.	= Gas Pipe Duct	= 氣體管槽
HR AT HL	= Hose Reel at High Level	= 消防喉轆置高位
H/R	= Hose Reel	= 消防喉轆
KIT.	= Kitchen	= 廚房
LIFT SHAFT	= Lift Shaft	= 升降機槽

Notes :

- There are architectural features, metal grilles and/or exposed pipes on the external walls of some of the residential properties. For details, please refer to the latest approved building plans.
- Common pipes exposed and/or enclosed in cladding are located at/adjacent to the balcony and/or flat roof and/or air-conditioner platform and/or external wall of some residential properties. For details, please refer to the latest approved building plans.
- There are sunken slabs (for mechanical & electrical services of residential properties above) and/or ceiling bulkheads for the air-conditioning fittings and/or mechanical & electrical services at some residential properties.
- There are exposed pipes installed in some stores and some toilets.
- There are exposed pipes located at the upper part of some utility platforms and some balconies.
- Balconies and utility platforms are non-enclosed areas.
- Symbols of fittings and fitments shown in the floor plans such as bathtub, sink, water closet, shower, sink counter, etc. are prepared based on the latest approved building plans and are for general indication only.

備註：

- 部份住宅物業外牆範圍設有建築裝飾、金屬格柵及/或外露喉管，詳細資料請參考最新批准的建築圖。
- 部份住宅物業的露台及/或平台及/或空調機平台及/或外牆上/附近設有外露及/或外牆裝飾板內藏之公用喉管，詳細資料請參考最新批准的建築圖則。
- 部份住宅物業天花有跌級樓板（用以安裝樓上住宅物業之機電設備）及/或假天花內裝置空調裝備及/或其他機電設備。
- 部份儲物房及部份洗手間內裝有外露喉管。
- 部份工作平台及部份露台上方裝有外露喉管。
- 露台及工作平台為非封閉的地方。
- 樓面平面圖上所顯示的裝置符號，如浴缸、洗滌盆、座廁、花灑、洗滌盆櫃等乃按最新的經批准的建築圖則繪製，只作一般性標示。

FLOOR PLANS OF RESIDENTIAL PROPERTIES IN THE DEVELOPMENT

發展項目的住宅物業的樓面平面圖

Legend of terms and abbreviations used on the floor plans

樓面平面圖中所使用名詞及簡稱之圖例

LIV.	= Living Room	= 客廳
M	= Fixed Glazing/Fixed Glazing with Maintenance Window	= 隔音玻璃/隔音玻璃連維修窗
MAINTENANCE ACCESS	= Maintenance Access	= 維修空間
MASTER ENSUITE	= Master Ensuite	= 主人套房
METAL CLADDING	= Metal Cladding	= 金屬飾面
METAL GRILLE	= Metal Grille	= 金屬欄柵
M.B.	= Master Bathroom	= 主人套房浴室
M.B.R.1	= Master Bedroom 1	= 主人睡房 1
M.L.	= Metal Louvres	= 金屬百葉
M.L. AT HL	= Metal Louvres at High Level	= 金屬百葉置高位
POTABLE & FLUSH WATER BOOSTER PUMP ROOM	= Potable & Flush Water Booster Pump Room	= 食水及咸水加壓泵房
POTABLE WATER PUMP & TANK ROOM	= Potable Water Pump & Tank Room	= 食水泵及水缸房
PRIVATE FLAT ROOF	= Private Flat Roof	= 私人平台
PRIVATE LIFT LOBBY FOR UNIT A	= Private Lift Lobby for Unit A	= A單位私人電梯大堂
PRIVATE LIFT LOBBY FOR UNIT B	= Private Lift Lobby for Unit B	= B單位私人電梯大堂
PRIVATE LIFT LOBBY FOR UNIT C	= Private Lift Lobby for Unit C	= C單位私人電梯大堂
PRIVATE LOBBY FOR UNIT A	= Private Lobby for Unit A	= A單位私人大堂
PRIVATE LOBBY FOR UNIT B	= Private Lobby for Unit B	= B單位私人大堂
P.D.	= Pipe Duct	= 管槽
ROOF	= Roof	= 天台
R.C. TIE-BEAM	= Reinforced Concrete Tie-Beam	= 鋼筋混凝土拉樑
R.C. TIE-BEAM AT 5/F, 8/F, 11/F, 16/F	= Reinforced Concrete Tie-Beam at 5/F, 8/F, 11/F, 16/F	= 鋼筋混凝土拉樑在5樓、8樓、11樓、16樓
R.S. & M.R.R.	= Refuse Storage and Material Recovery Room	= 垃圾及物料回收室
SC	= Self-closing Mechanism	= 自動關閉門裝置
SOUND ABSORPTION MATERIAL (SAM)	= Aluminium Cladding with Sound Absorption Material	= 鋁質蓋層連吸音物料
ALUM. CLADDING	= Ceiling with Sound Absorption Material	= 天花連吸音物料
SOUND ABSORPTION MATERIAL (SAM) AT CEILING		
STONE A.F.	= Stone Architectural Feature	= 石材建築裝飾
STONE CLADDING	= Stone Cladding	= 石材飾面
STORE	= Store Room	= 儲物房
TOILET	= Toilet	= 洗手間
UP	= Up	= 上
UTIL.	= Utility Room	= 工作間
U.P.	= Utility Platform	= 工作平台
VOID	= Void	= 中空
W.M.C.	= Water Meter Cabinet	= 水錶箱

Notes :

- There are architectural features, metal grilles and/or exposed pipes on the external walls of some of the residential properties. For details, please refer to the latest approved building plans.
- Common pipes exposed and/or enclosed in cladding are located at/adjacent to the balcony and/or flat roof and/or air-conditioner platform and/or external wall of some residential properties. For details, please refer to the latest approved building plans.
- There are sunken slabs (for mechanical & electrical services of residential properties above) and/or ceiling bulkheads for the air-conditioning fittings and/or mechanical & electrical services at some residential properties.
- There are exposed pipes installed in some stores and some toilets.
- There are exposed pipes located at the upper part of some utility platforms and some balconies.
- Balconies and utility platforms are non-enclosed areas.
- Symbols of fittings and fitments shown in the floor plans such as bathtub, sink, water closet, shower, sink counter, etc. are prepared based on the latest approved building plans and are for general indication only.

備註：

- 部份住宅物業外牆範圍設有建築裝飾、金屬格柵及/或外露喉管，詳細資料請參考最新批准的建築圖。
- 部份住宅物業的露台及/或平台及/或空調機平台及/或外牆上/附近設有外露及/或外牆裝飾板內藏之公用喉管，詳細資料請參考最新批准的建築圖則。
- 部份住宅物業天花有跌級樓板（用以安裝樓上住宅物業之機電設備）及/或假天花內裝置空調裝備及/或其他機電設備。
- 部份儲物房及部份洗手間內裝有外露喉管。
- 部份工作平台及部份露台上方裝有外露喉管。
- 露台及工作平台為非封閉的地方。
- 樓面平面圖上所顯示的裝置符號，如浴缸、洗滌盆、座廁、花灑、洗滌盆櫃等乃按最新的經批准的建築圖則繪製，只作一般性標示。

Tower 1 | 1/F
第1座 | 1樓

	Tower 座	Flat 單位 Floor 樓層	A	B	C
The thickness of the floor slabs (excluding plaster) of each residential property (mm) 每個住宅物業的樓板的厚度（不包括灰泥）(毫米)	Tower 1 第1座	1/F 1樓	150, 175		150
Floor-to-floor height of each residential property (mm) 每個住宅物業的層與層之間的高度（毫米）			2730, 2780, 2880, 2930, 3155, 3230		2930, 3155, 3230

The internal areas of the residential properties on the upper floors will generally be slightly larger than those on the lower floors because of the reducing thickness of the structural walls on the upper floors.

因住宅物業的較高樓層的結構牆的厚度遞減，較高樓層的內部面積，一般比較低樓層的內部面積稍大。

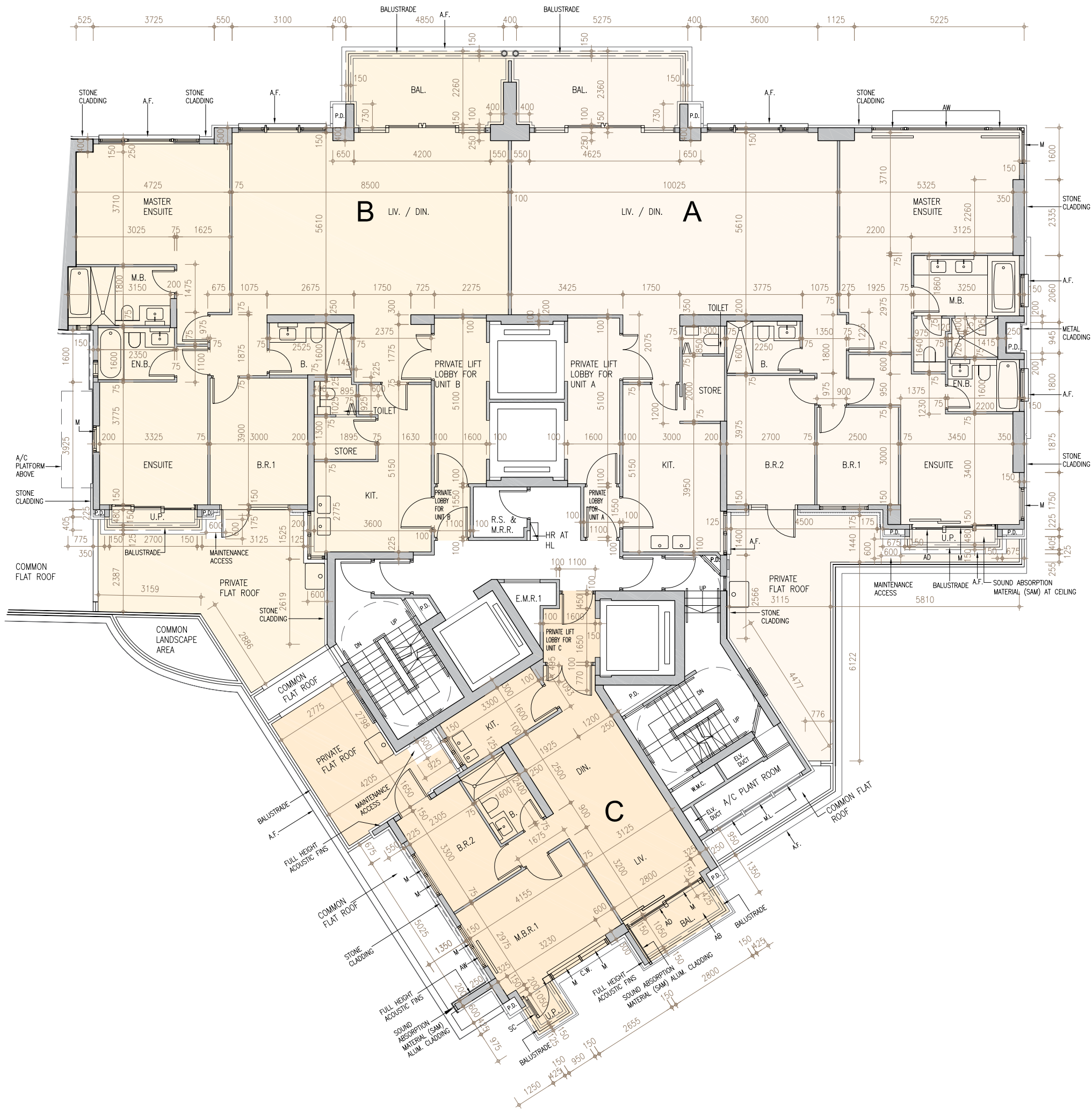
Notes:

- 1. The dimensions in the floor plans are all structural dimensions in millimetre.
- 2. Please refer to pages 22 and 23 of this sales brochure for legend of the terms and abbreviations in studying the floor plans of residential properties.

備註：

- 1. 樓面平面圖之尺規所列數字為以毫米標示之建築結構尺寸。
- 2. 請參閱本售樓說明書第22及23頁之圖例以協助閱讀此部分的住宅物業的樓面平面圖及其顯示之名詞和簡稱。

Tower 1 | 1/F
第1座 | 1樓



Scale : 0米/M 5米/M
比例 : 1:500

Tower 1 | 2/F
第1座 | 2樓

	Tower 座	Flat 單位 Floor 樓層	A	B	C
The thickness of the floor slabs (excluding plaster) of each residential property (mm) 每個住宅物業的樓板的厚度（不包括灰泥）(毫米)	Tower 1 第1座	2/F 2樓	150, 175		150
Floor-to-floor height of each residential property (mm) 每個住宅物業的層與層之間的高度（毫米）			2730, 2780, 2880, 2930, 3155, 3230		2930, 3155, 3230

The internal areas of the residential properties on the upper floors will generally be slightly larger than those on the lower floors because of the reducing thickness of the structural walls on the upper floors.

因住宅物業的較高樓層的結構牆的厚度遞減，較高樓層的內部面積，一般比較低樓層的內部面積稍大。

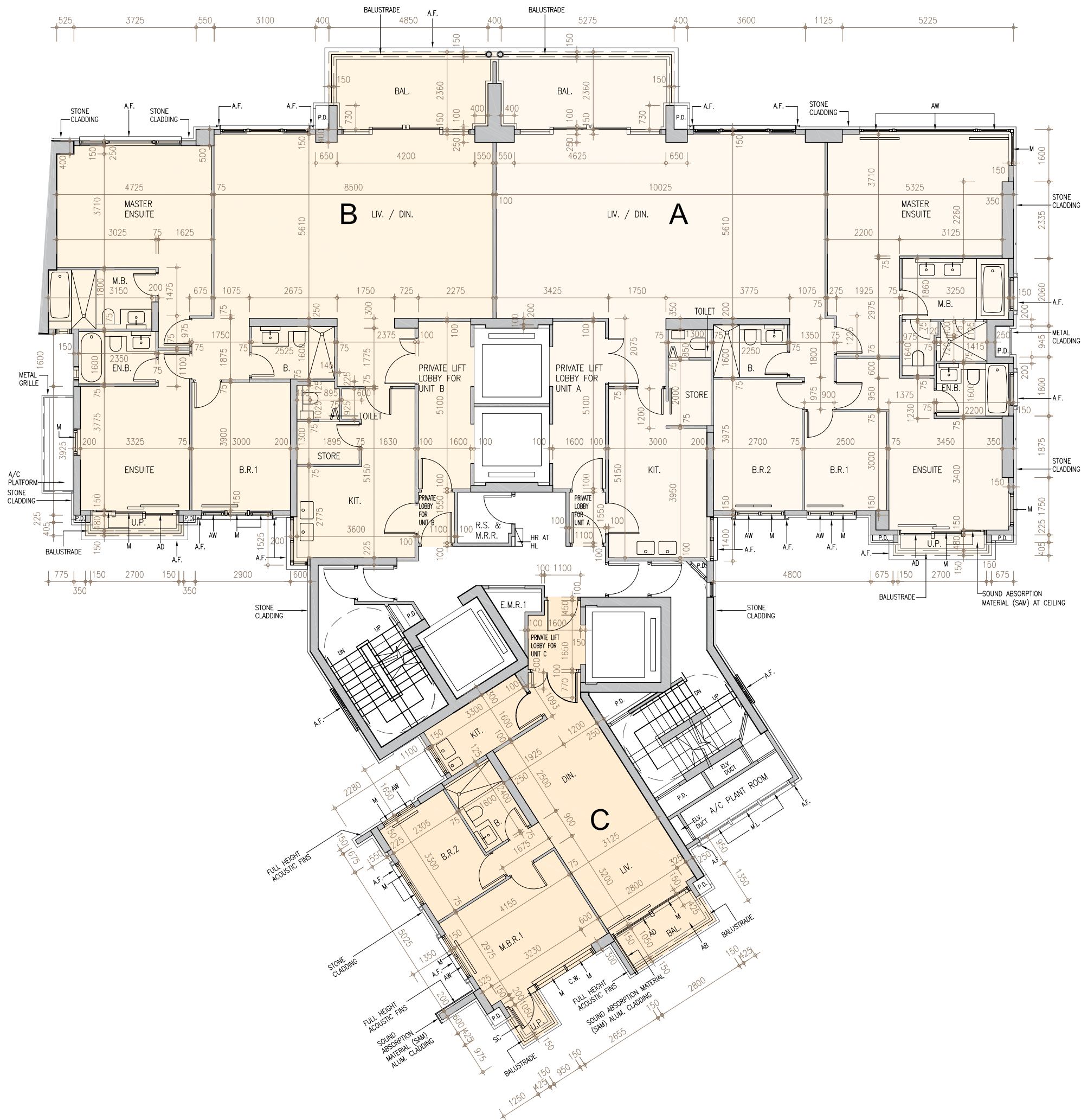
Notes:

- 1. The dimensions in the floor plans are all structural dimensions in millimetre.
- 2. Please refer to pages 22 and 23 of this sales brochure for legend of the terms and abbreviations in studying the floor plans of residential properties.

備註：

- 1. 樓面平面圖之尺規所列數字為以毫米標示之建築結構尺寸。
- 2. 請參閱本售樓說明書第22及23頁之圖例以協助閱讀此部分的住宅物業的樓面平面圖及其顯示之名詞和簡稱。

Tower 1 | 2/F
第1座 | 2樓



Scale : 0米/M 5米/M
比例 : 1:500

Tower 1 | 3/F
第1座 | 3樓

	Tower 座	Flat 單位 Floor 樓層	A	B	C
The thickness of the floor slabs (excluding plaster) of each residential property (mm) 每個住宅物業的樓板的厚度（不包括灰泥）(毫米)	Tower 1 第1座	3/F 3樓	150, 175		150
Floor-to-floor height of each residential property (mm) 每個住宅物業的層與層之間的高度（毫米）			2730, 2780, 2880, 2930, 3155, 3230		2930, 3155, 3230

The internal areas of the residential properties on the upper floors will generally be slightly larger than those on the lower floors because of the reducing thickness of the structural walls on the upper floors.

因住宅物業的較高樓層的結構牆的厚度遞減，較高樓層的內部面積，一般比較低樓層的內部面積稍大。

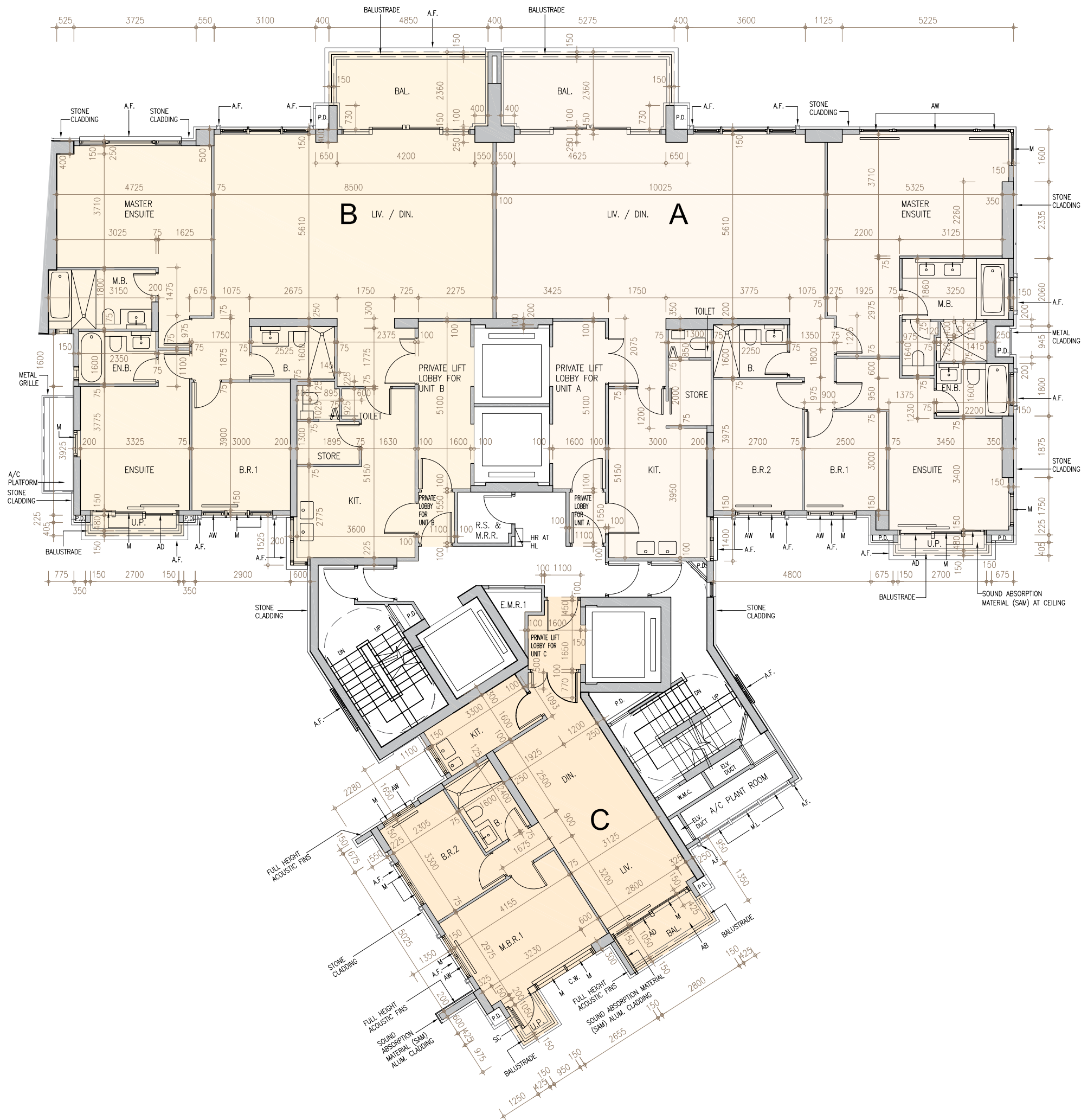
Notes:

- 1. The dimensions in the floor plans are all structural dimensions in millimetre.
- 2. Please refer to pages 22 and 23 of this sales brochure for legend of the terms and abbreviations in studying the floor plans of residential properties.

備註：

- 1. 樓面平面圖之尺規所列數字為以毫米標示之建築結構尺寸。
- 2. 請參閱本售樓說明書第22及23頁之圖例以協助閱讀此部分的住宅物業的樓面平面圖及其顯示之名詞和簡稱。

Tower 1 | 3/F
第1座 | 3樓



Scale : 0米/M 5米/M
比例 :

Tower 1 | 5/F-12/F, 15/F-18/F
第1座 | 5樓-12樓、15樓-18樓

	Tower 座	Flat 單位 Floor 樓層	A	B	C
The thickness of the floor slabs (excluding plaster) of each residential property (mm) 每個住宅物業的樓板的厚度（不包括灰泥）(毫米)	Tower 1 第1座	5/F-12/F, 15/F-18/F 5樓-12樓、15樓-18樓	150, 175		150
Floor-to-floor height of each residential property (mm) 每個住宅物業的層與層之間的高度（毫米）			2730, 2780, 2880, 2930, 3155, 3230		2930, 3155, 3230

The internal areas of the residential properties on the upper floors will generally be slightly larger than those on the lower floors because of the reducing thickness of the structural walls on the upper floors.

因住宅物業的較高樓層的結構牆的厚度遞減，較高樓層的內部面積，一般比較低樓層的內部面積稍大。

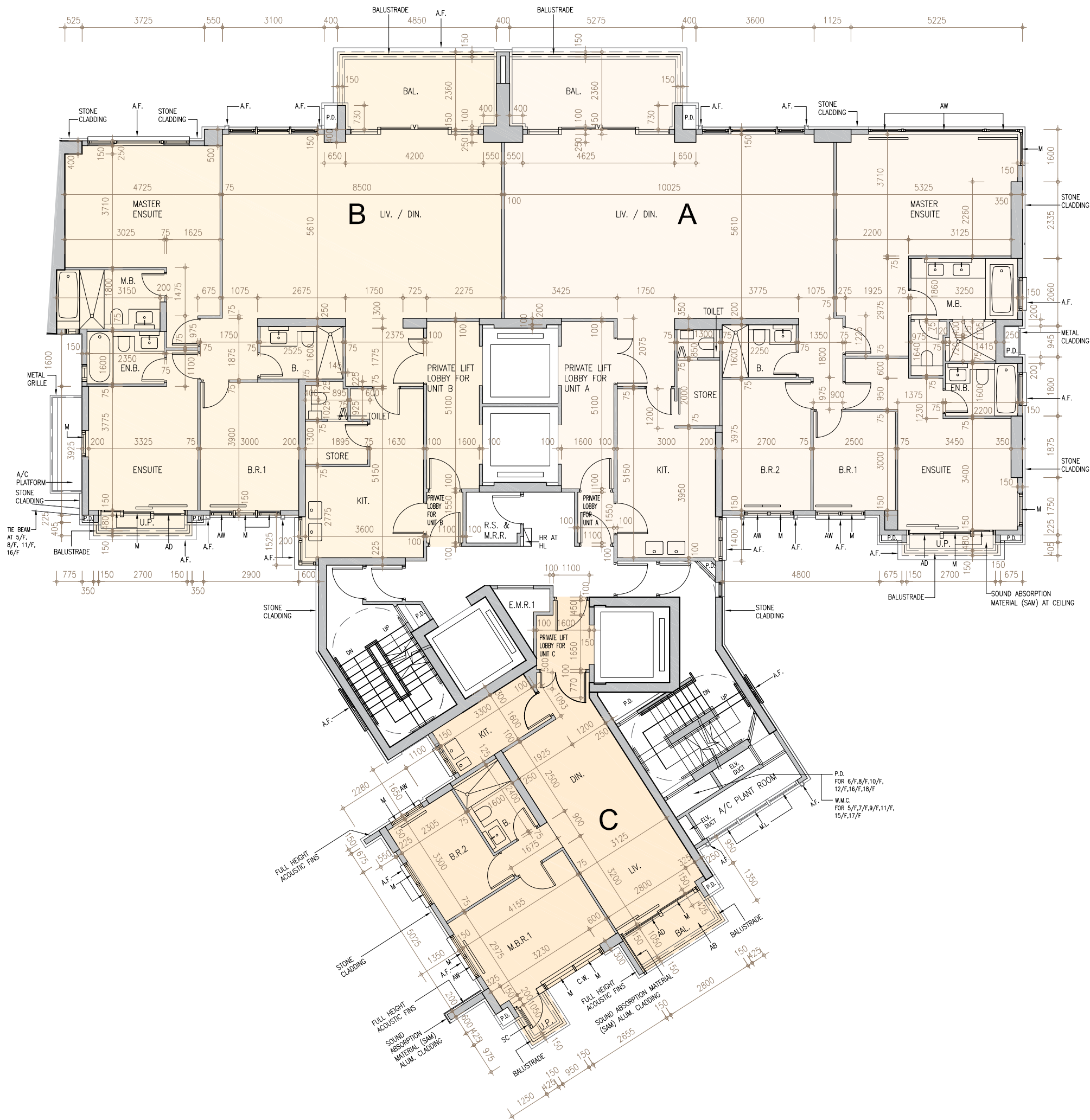
Notes:

- 1. The dimensions in the floor plans are all structural dimensions in millimetre.
- 2. Please refer to pages 22 and 23 of this sales brochure for legend of the terms and abbreviations in studying the floor plans of residential properties.

備註：

- 1. 樓面平面圖之尺規所列數字為以毫米標示之建築結構尺寸。
- 2. 請參閱本售樓說明書第22及23頁之圖例以協助閱讀此部分的住宅物業的樓面平面圖及其顯示之名詞和簡稱。

Tower 1 | 5/F-12/F, 15/F-18/F
第1座 | 5樓-12樓、15樓-18樓



Scale : 0米/M 5米/M
比例 :

Tower 1 | 19/F
第1座 | 19樓

	Tower 座	Flat 單位 Floor 樓層	A	B	C
The thickness of the floor slabs (excluding plaster) of each residential property (mm) 每個住宅物業的樓板的厚度（不包括灰泥）(毫米)	Tower 1 第1座	19/F 19樓	150, 175		150
Floor-to-floor height of each residential property (mm) 每個住宅物業的層與層之間的高度（毫米）			2730, 2780, 2880, 2930, 3155, 3230		2930, 3155, 3230

The internal areas of the residential properties on the upper floors will generally be slightly larger than those on the lower floors because of the reducing thickness of the structural walls on the upper floors.

因住宅物業的較高樓層的結構牆的厚度遞減，較高樓層的內部面積，一般比較低樓層的內部面積稍大。

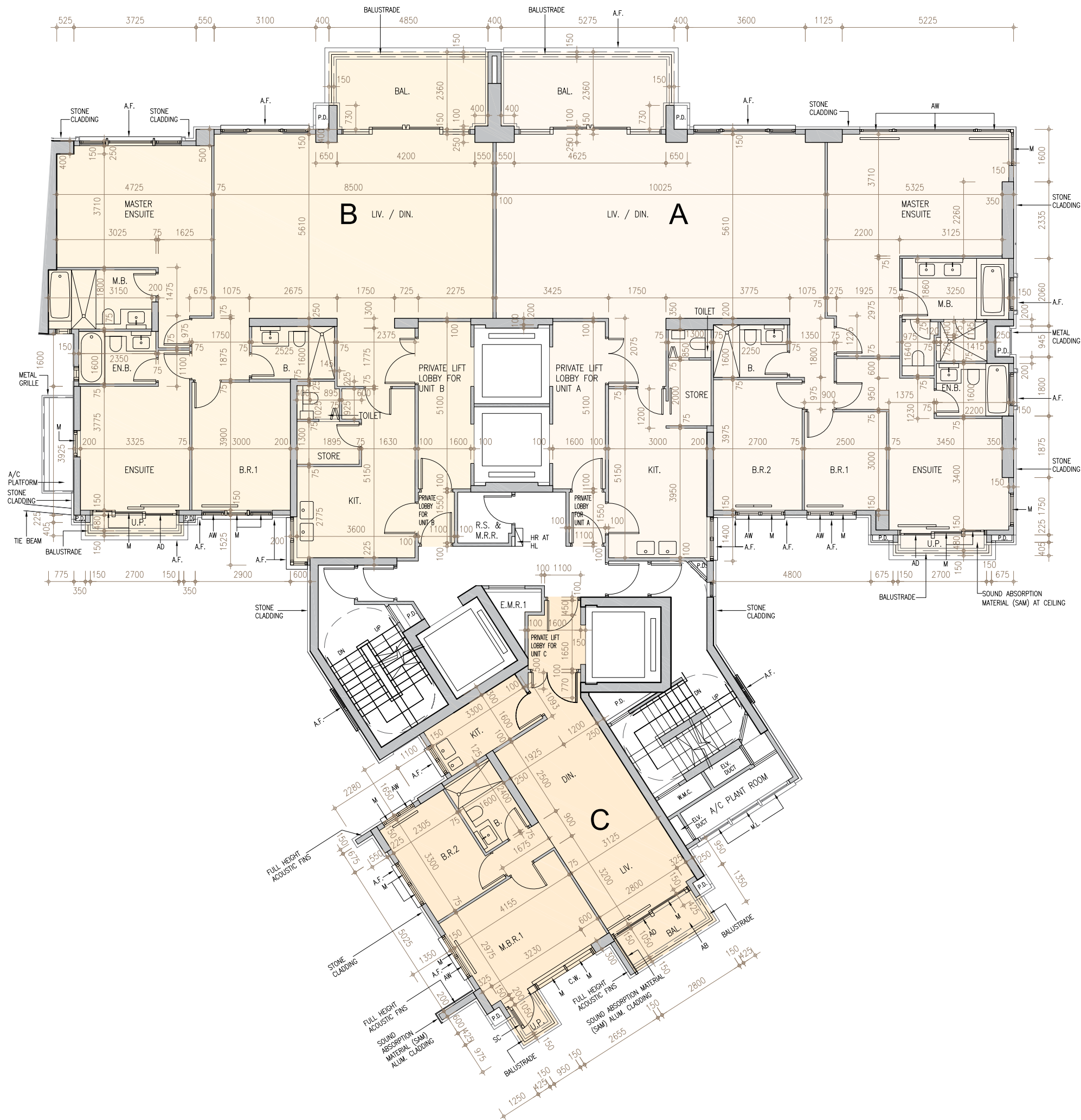
Notes:

- 1. The dimensions in the floor plans are all structural dimensions in millimetre.
- 2. Please refer to pages 22 and 23 of this sales brochure for legend of the terms and abbreviations in studying the floor plans of residential properties.

備註：

- 1. 樓面平面圖之尺規所列數字為以毫米標示之建築結構尺寸。
- 2. 請參閱本售樓說明書第22及23頁之圖例以協助閱讀此部分的住宅物業的樓面平面圖及其顯示之名詞和簡稱。

Tower 1 | 19/F
第1座 | 19樓



Scale : 0米/M 5米/M
比例 : 1:50

Tower 1 | 20/F
第1座 | 20樓

	Tower 座	Flat 單位 Floor 樓層	A	B	C
The thickness of the floor slabs (excluding plaster) of each residential property (mm) 每個住宅物業的樓板的厚度（不包括灰泥）(毫米)	Tower 1 第1座	20/F 20樓	150, 175		150
Floor-to-floor height of each residential property (mm) 每個住宅物業的層與層之間的高度（毫米）			2730, 2780, 2880, 2930, 3155, 3230		2930, 3155, 3230

The internal areas of the residential properties on the upper floors will generally be slightly larger than those on the lower floors because of the reducing thickness of the structural walls on the upper floors.

因住宅物業的較高樓層的結構牆的厚度遞減，較高樓層的內部面積，一般比較低樓層的內部面積稍大。

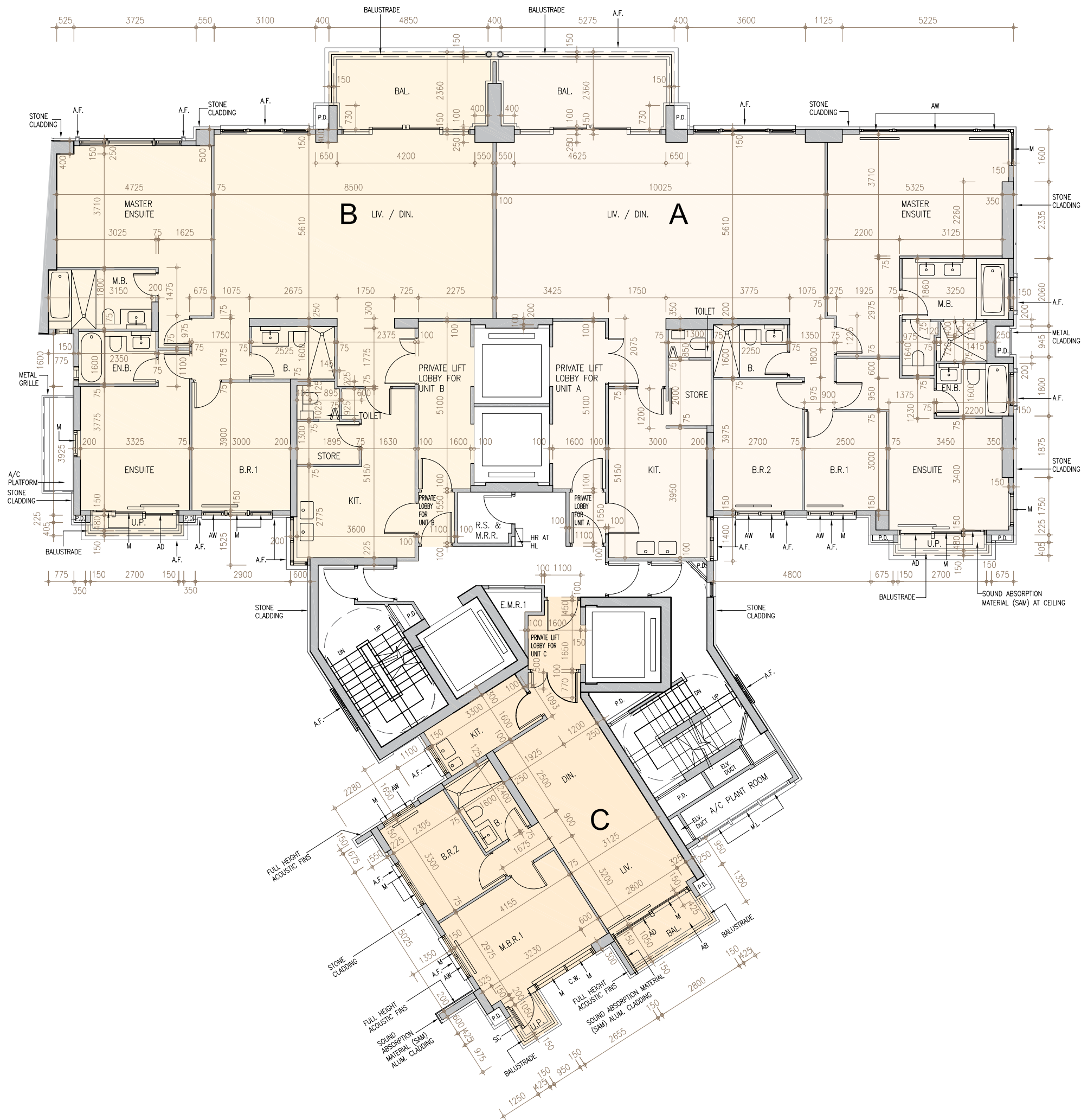
Notes:

- 1. The dimensions in the floor plans are all structural dimensions in millimetre.
- 2. Please refer to pages 22 and 23 of this sales brochure for legend of the terms and abbreviations in studying the floor plans of residential properties.

備註：

- 1. 樓面平面圖之尺規所列數字為以毫米標示之建築結構尺寸。
- 2. 請參閱本售樓說明書第22及23頁之圖例以協助閱讀此部分的住宅物業的樓面平面圖及其顯示之名詞和簡稱。

Tower 1 | 20/F
第1座 | 20樓



Scale : 0米/M 5米/M
比例 :

Tower 1 | 21/F
第1座 | 21樓

	Tower 座	Flat 單位 Floor 樓層	A	B	C
The thickness of the floor slabs (excluding plaster) of each residential property (mm) 每個住宅物業的樓板的厚度（不包括灰泥）(毫米)	Tower 1 第1座	21/F 21樓	150, 175, 200	150, 175	150
Floor-to-floor height of each residential property (mm) 每個住宅物業的層與層之間的高度（毫米）			2780, 2880, 3155, 3230	2780, 2880, 3130, 3155, 3230	2930, 3155, 3230

The internal areas of the residential properties on the upper floors will generally be slightly larger than those on the lower floors because of the reducing thickness of the structural walls on the upper floors.

因住宅物業的較高樓層的結構牆的厚度遞減，較高樓層的內部面積，一般比較低樓層的內部面積稍大。

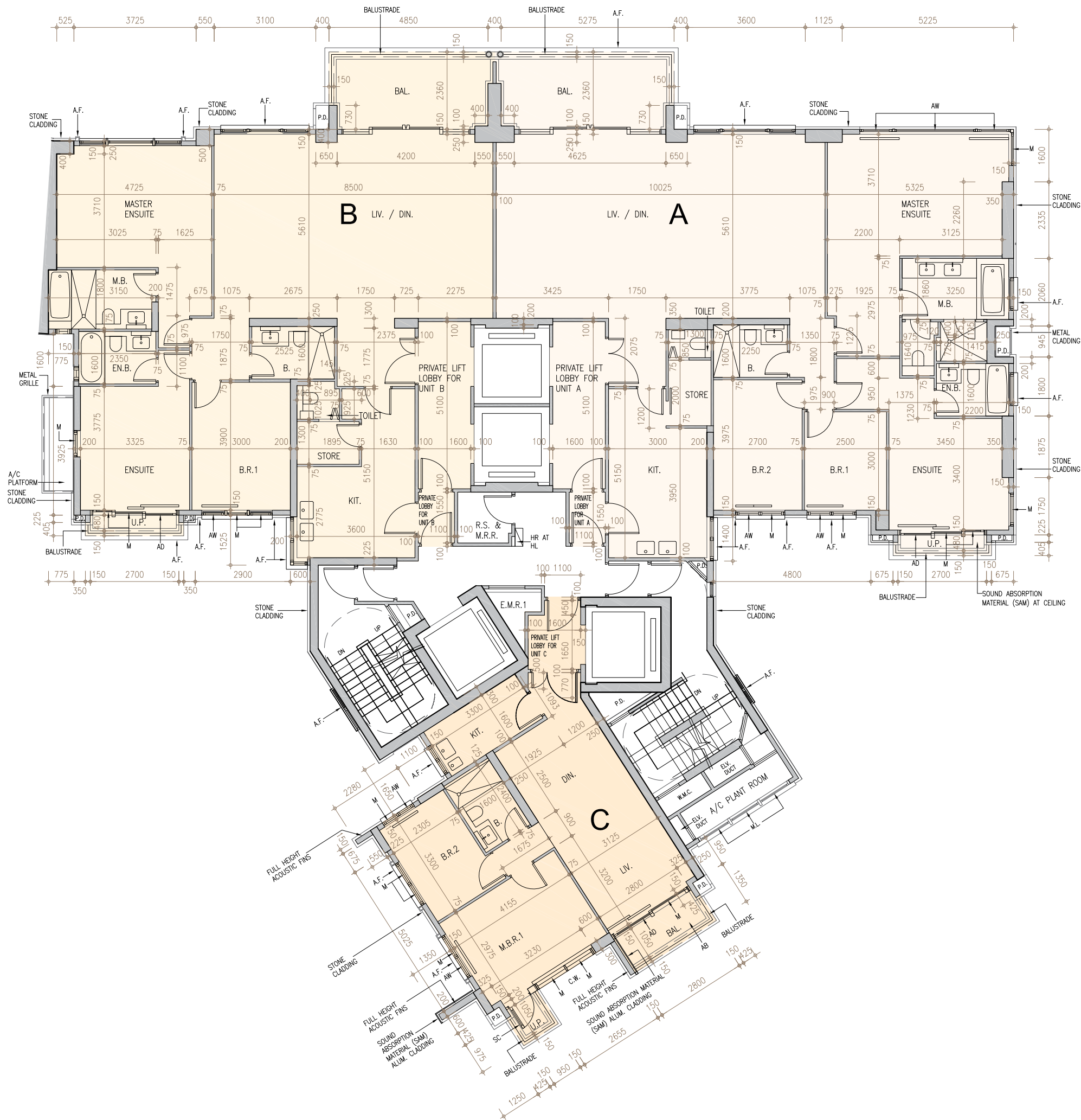
Notes:

- 1. The dimensions in the floor plans are all structural dimensions in millimetre.
- 2. Please refer to pages 22 and 23 of this sales brochure for legend of the terms and abbreviations in studying the floor plans of residential properties.

備註：

- 1. 樓面平面圖之尺規所列數字為以毫米標示之建築結構尺寸。
- 2. 請參閱本售樓說明書第22及23頁之圖例以協助閱讀此部分的住宅物業的樓面平面圖及其顯示之名詞和簡稱。

Tower 1 | 21/F
第1座 | 21樓



Scale : 0米/M 5米/M
比例 :

Tower 1 | 22/F
第1座 | 22樓

	Tower 座	Flat 單位 Floor 樓層	A	C
The thickness of the floor slabs (excluding plaster) of each residential property (mm) 每個住宅物業的樓板的厚度（不包括灰泥）(毫米)	Tower 1 第1座	22/F 22樓	150, 175	150
Floor-to-floor height of each residential property (mm) 每個住宅物業的層與層之間的高度（毫米）			3050, 3150, 3425, 3500	3200, 3425, 3500

The internal areas of the residential properties on the upper floors will generally be slightly larger than those on the lower floors because of the reducing thickness of the structural walls on the upper floors.

因住宅物業的較高樓層的結構牆的厚度遞減，較高樓層的內部面積，一般比較低樓層的內部面積稍大。

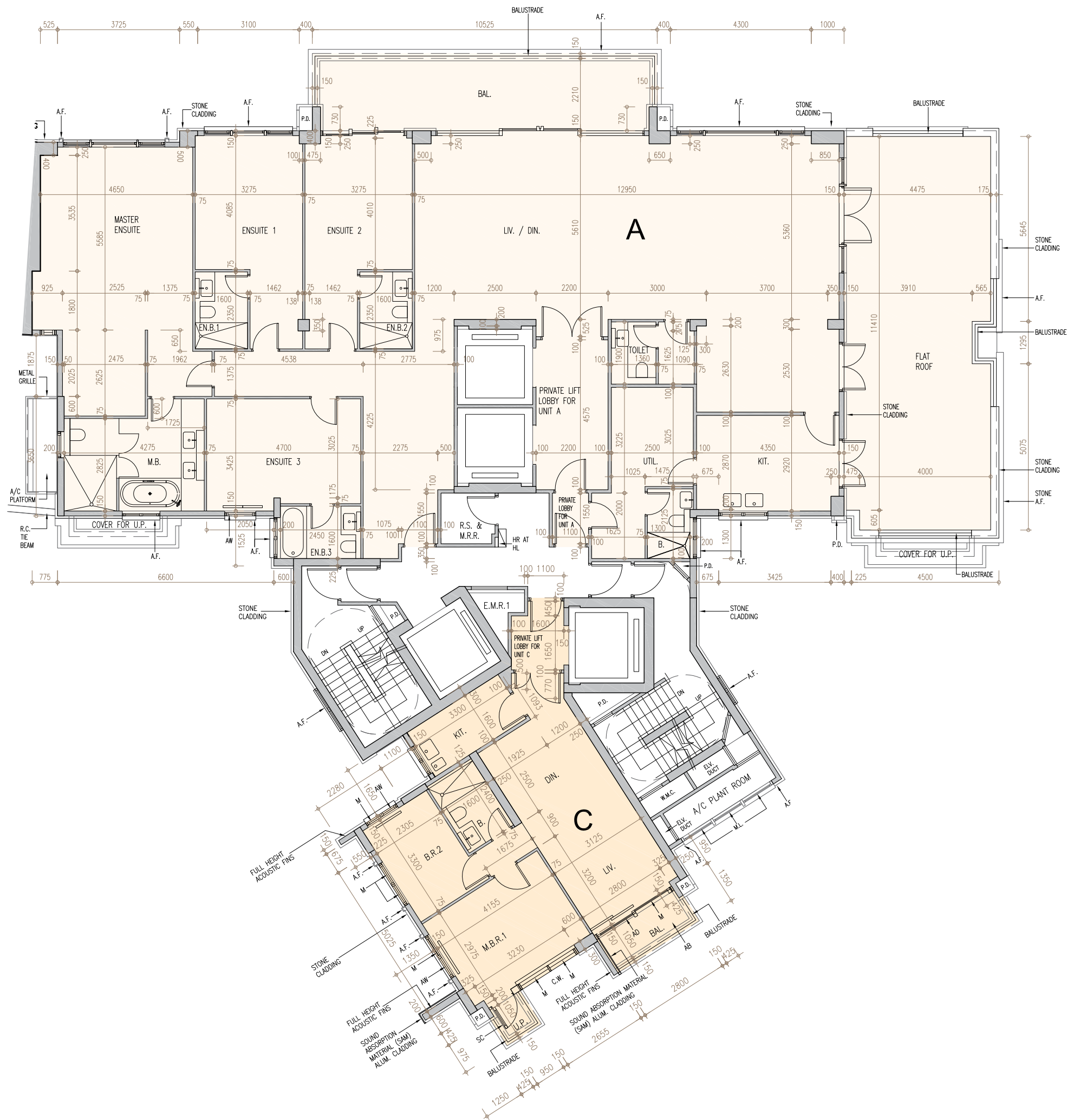
Notes:

- 1. The dimensions in the floor plans are all structural dimensions in millimetre.
- 2. Please refer to pages 22 and 23 of this sales brochure for legend of the terms and abbreviations in studying the floor plans of residential properties.

備註：

- 1. 樓面平面圖之尺規所列數字為以毫米標示之建築結構尺寸。
- 2. 請參閱本售樓說明書第22及23頁之圖例以協助閱讀此部分的住宅物業的樓面平面圖及其顯示之名詞和簡稱。

Tower 1 | 22/F
第1座 | 22樓



Scale : 0米/M 5米/M
比例 : 1:500

Tower 1 | 23/F
第1座 | 23樓

	Tower 座	Flat 單位 Floor 樓層	A	C
The thickness of the floor slabs (excluding plaster) of each residential property (mm) 每個住宅物業的樓板的厚度（不包括灰泥）(毫米)	Tower 1 第1座	23/F 23樓	150,200	150,200
Floor-to-floor height of each residential property (mm) 每個住宅物業的層與層之間的高度（毫米）			3500	

The internal areas of the residential properties on the upper floors will generally be slightly larger than those on the lower floors because of the reducing thickness of the structural walls on the upper floors.

因住宅物業的較高樓層的結構牆的厚度遞減，較高樓層的內部面積，一般比較低樓層的內部面積稍大。

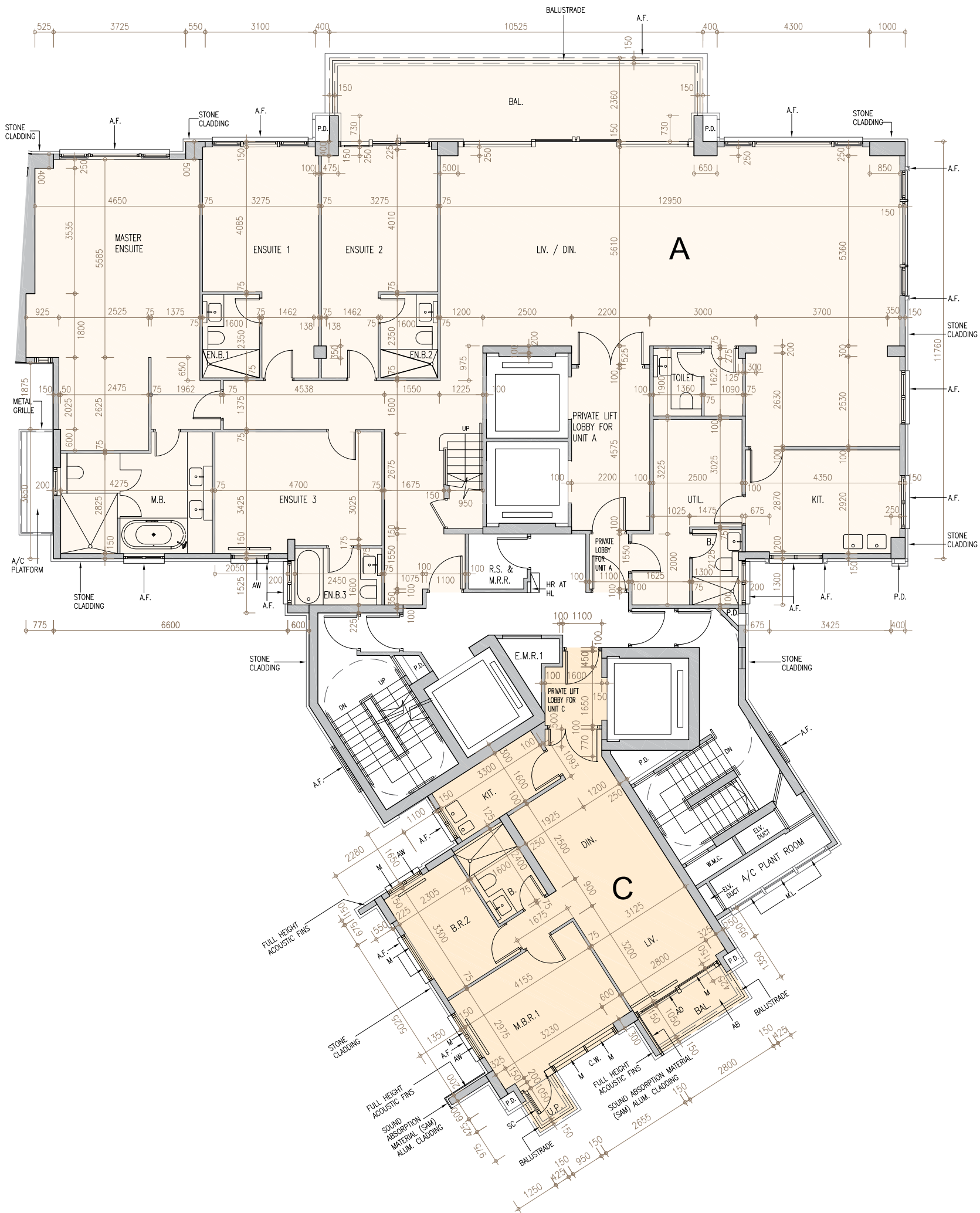
Notes:

- 1. The dimensions in the floor plans are all structural dimensions in millimetre.
- 2. Please refer to pages 22 and 23 of this sales brochure for legend of the terms and abbreviations in studying the floor plans of residential properties.

備註：

- 1. 樓面平面圖之尺規所列數字為以毫米標示之建築結構尺寸。
- 2. 請參閱本售樓說明書第22及23頁之圖例以協助閱讀此部分的住宅物業的樓面平面圖及其顯示之名詞和簡稱。

Tower 1 | 23/F
第1座 | 23樓



Scale : 0米/M 5米/M
比例 : 1:50

Tower 1 | Roof
第1座 | 天台

	Tower 座	Flat 單位 Floor 樓層	A
The thickness of the floor slabs (excluding plaster) of each residential property (mm) 每個住宅物業的樓板的厚度（不包括灰泥）(毫米)	Tower 1 第1座	Roof 天台	Not applicable 不適用
Floor-to-floor height of each residential property (mm) 每個住宅物業的層與層之間的高度（毫米）			

The internal areas of the residential properties on the upper floors will generally be slightly larger than those on the lower floors because of the reducing thickness of the structural walls on the upper floors.

因住宅物業的較高樓層的結構牆的厚度遞減，較高樓層的內部面積，一般比較低樓層的內部面積稍大。

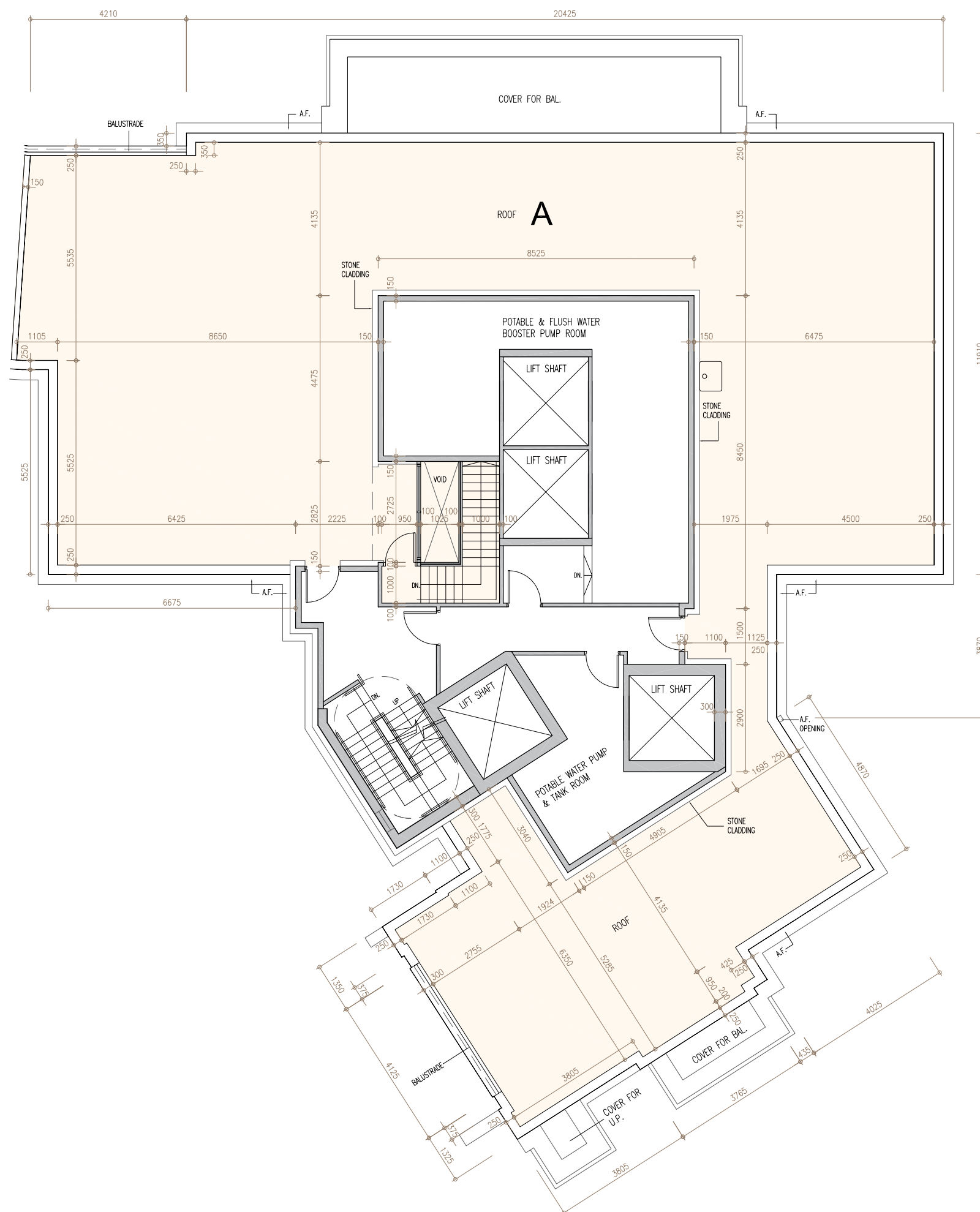
Notes:

- 1. The dimensions in the floor plans are all structural dimensions in millimetre.
- 2. Please refer to pages 22 and 23 of this sales brochure for legend of the terms and abbreviations in studying the floor plans of residential properties.

備註：

- 1. 樓面平面圖之尺規所列數字為以毫米標示之建築結構尺寸。
- 2. 請參閱本售樓說明書第22及23頁之圖例以協助閱讀此部分的住宅物業的樓面平面圖及其顯示之名詞和簡稱。

Tower 1 | Roof
第1座 | 天台



Scale : 0米/M 5米/M
比例：

Tower 2 | 1/F
第2座 | 1樓

	Tower 座	Flat 單位 Floor 樓層	A	B	C
The thickness of the floor slabs (excluding plaster) of each residential property (mm) 每個住宅物業的樓板的厚度（不包括灰泥）(毫米)	Tower 2 第2座	1/F 1樓	150, 175		150
Floor-to-floor height of each residential property (mm) 每個住宅物業的層與層之間的高度（毫米）			2730, 2780, 2880, 2930, 3155, 3230		2930, 3155, 3230

The internal areas of the residential properties on the upper floors will generally be slightly larger than those on the lower floors because of the reducing thickness of the structural walls on the upper floors.

因住宅物業的較高樓層的結構牆的厚度遞減，較高樓層的內部面積，一般比較低樓層的內部面積稍大。

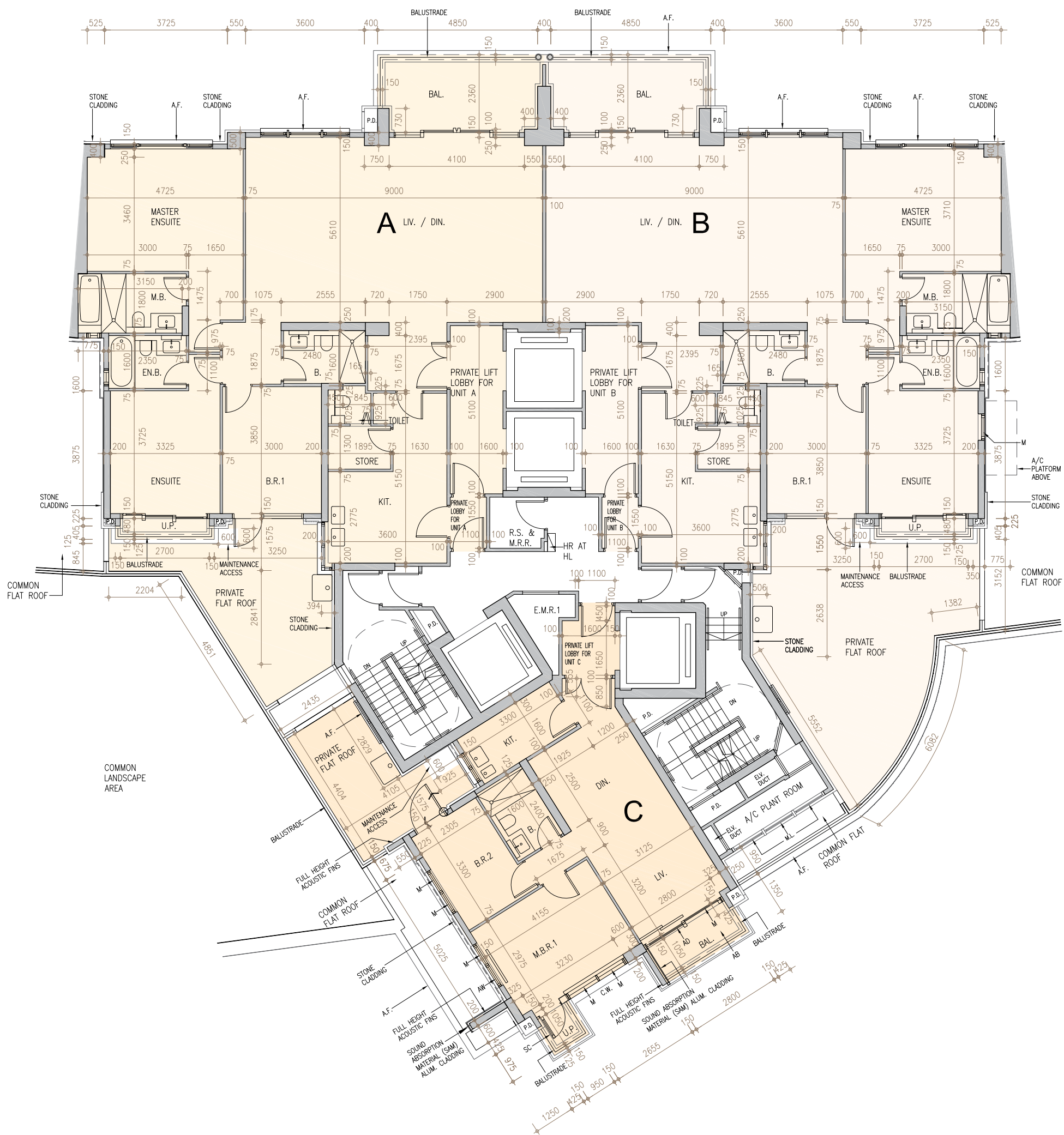
Notes:

- 1. The dimensions in the floor plans are all structural dimensions in millimetre.
- 2. Please refer to pages 22 and 23 of this sales brochure for legend of the terms and abbreviations in studying the floor plans of residential properties.

備註：

- 1. 樓面平面圖之尺規所列數字為以毫米標示之建築結構尺寸。
- 2. 請參閱本售樓說明書第22及23頁之圖例以協助閱讀此部分的住宅物業的樓面平面圖及其顯示之名詞和簡稱。

Tower 2 | 1/F
第2座 | 1樓



Scale : 0米/M 5米/M
比例 : 1:500

Tower 2 | 2/F
第2座 | 2樓

	Tower 座	Flat 單位 Floor 樓層	A	B	C
The thickness of the floor slabs (excluding plaster) of each residential property (mm) 每個住宅物業的樓板的厚度（不包括灰泥）(毫米)	Tower 2 第2座	2/F 2樓	150, 175		150
Floor-to-floor height of each residential property (mm) 每個住宅物業的層與層之間的高度（毫米）			2730, 2780, 2880, 2930, 3155, 3230		2930, 3155, 3230

The internal areas of the residential properties on the upper floors will generally be slightly larger than those on the lower floors because of the reducing thickness of the structural walls on the upper floors.

因住宅物業的較高樓層的結構牆的厚度遞減，較高樓層的內部面積，一般比較低樓層的內部面積稍大。

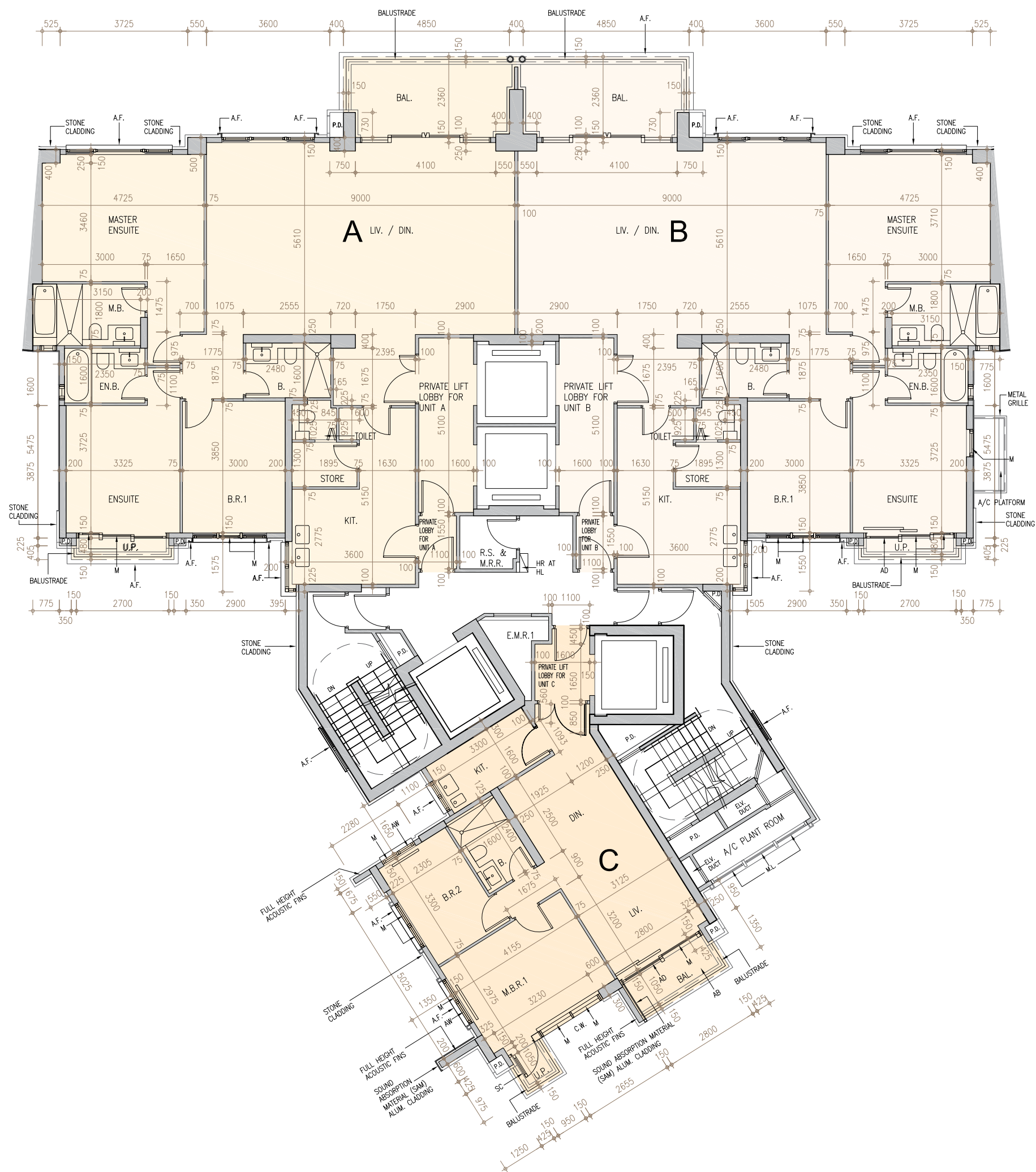
Notes:

- 1. The dimensions in the floor plans are all structural dimensions in millimetre.
- 2. Please refer to pages 22 and 23 of this sales brochure for legend of the terms and abbreviations in studying the floor plans of residential properties.

備註：

- 1. 樓面平面圖之尺規所列數字為以毫米標示之建築結構尺寸。
- 2. 請參閱本售樓說明書第22及23頁之圖例以協助閱讀此部分的住宅物業的樓面平面圖及其顯示之名詞和簡稱。

Tower 2 | 2/F
第2座 | 2樓



Scale : 0米/M 5米/M
比例 : 1:500

Tower 2 | 3/F
第2座 | 3樓

	Tower 座	Flat 單位 Floor 樓層	A	B	C
The thickness of the floor slabs (excluding plaster) of each residential property (mm) 每個住宅物業的樓板的厚度（不包括灰泥）(毫米)	Tower 2 第2座	3/F 3樓	150, 175		150
Floor-to-floor height of each residential property (mm) 每個住宅物業的層與層之間的高度（毫米）			2730, 2780, 2880, 2930, 3155, 3230		2930, 3155, 3230

The internal areas of the residential properties on the upper floors will generally be slightly larger than those on the lower floors because of the reducing thickness of the structural walls on the upper floors.

因住宅物業的較高樓層的結構牆的厚度遞減，較高樓層的內部面積，一般比較低樓層的內部面積稍大。

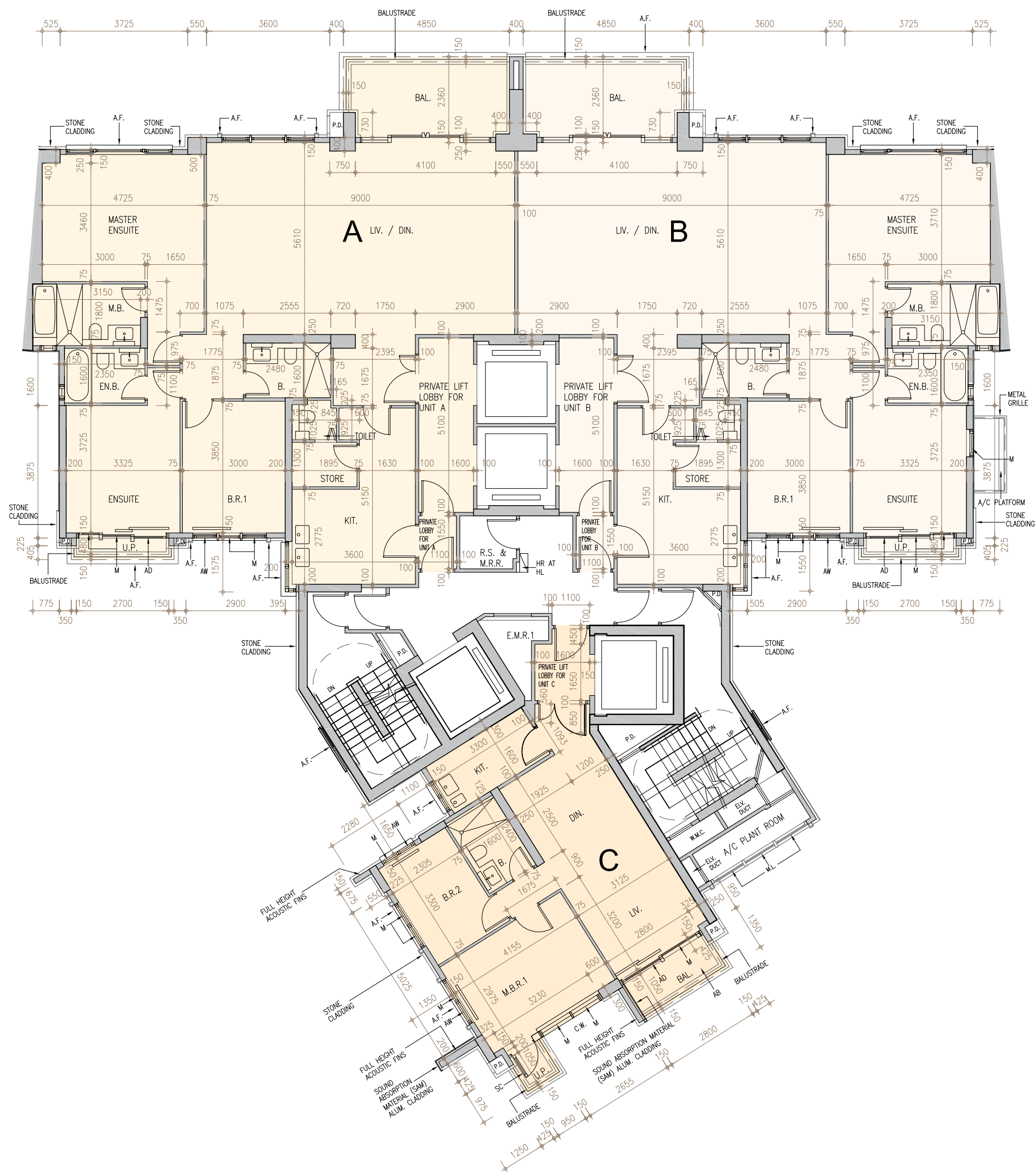
Notes:

- 1. The dimensions in the floor plans are all structural dimensions in millimetre.
- 2. Please refer to pages 22 and 23 of this sales brochure for legend of the terms and abbreviations in studying the floor plans of residential properties.

備註：

- 1. 樓面平面圖之尺規所列數字為以毫米標示之建築結構尺寸。
- 2. 請參閱本售樓說明書第22及23頁之圖例以協助閱讀此部分的住宅物業的樓面平面圖及其顯示之名詞和簡稱。

Tower 2 | 3/F
第2座 | 3樓



Scale : 0米/M 5米/M
比例 : 1:500

Tower 2 | 5/F-12/F, 15/F-18/F
第2座 | 5樓-12樓、15樓-18樓

	Tower 座	Flat 單位 Floor 樓層	A	B	C
The thickness of the floor slabs (excluding plaster) of each residential property (mm) 每個住宅物業的樓板的厚度（不包括灰泥）(毫米)	Tower 2 第2座	5/F-12/F, 15/F-18/F 5樓-12樓、15樓-18樓	150, 175		150
Floor-to-floor height of each residential property (mm) 每個住宅物業的層與層之間的高度（毫米）			2730, 2780, 2880, 2930, 3155, 3230		2930, 3155, 3230

The internal areas of the residential properties on the upper floors will generally be slightly larger than those on the lower floors because of the reducing thickness of the structural walls on the upper floors.

因住宅物業的較高樓層的結構牆的厚度遞減，較高樓層的內部面積，一般比較低樓層的內部面積稍大。

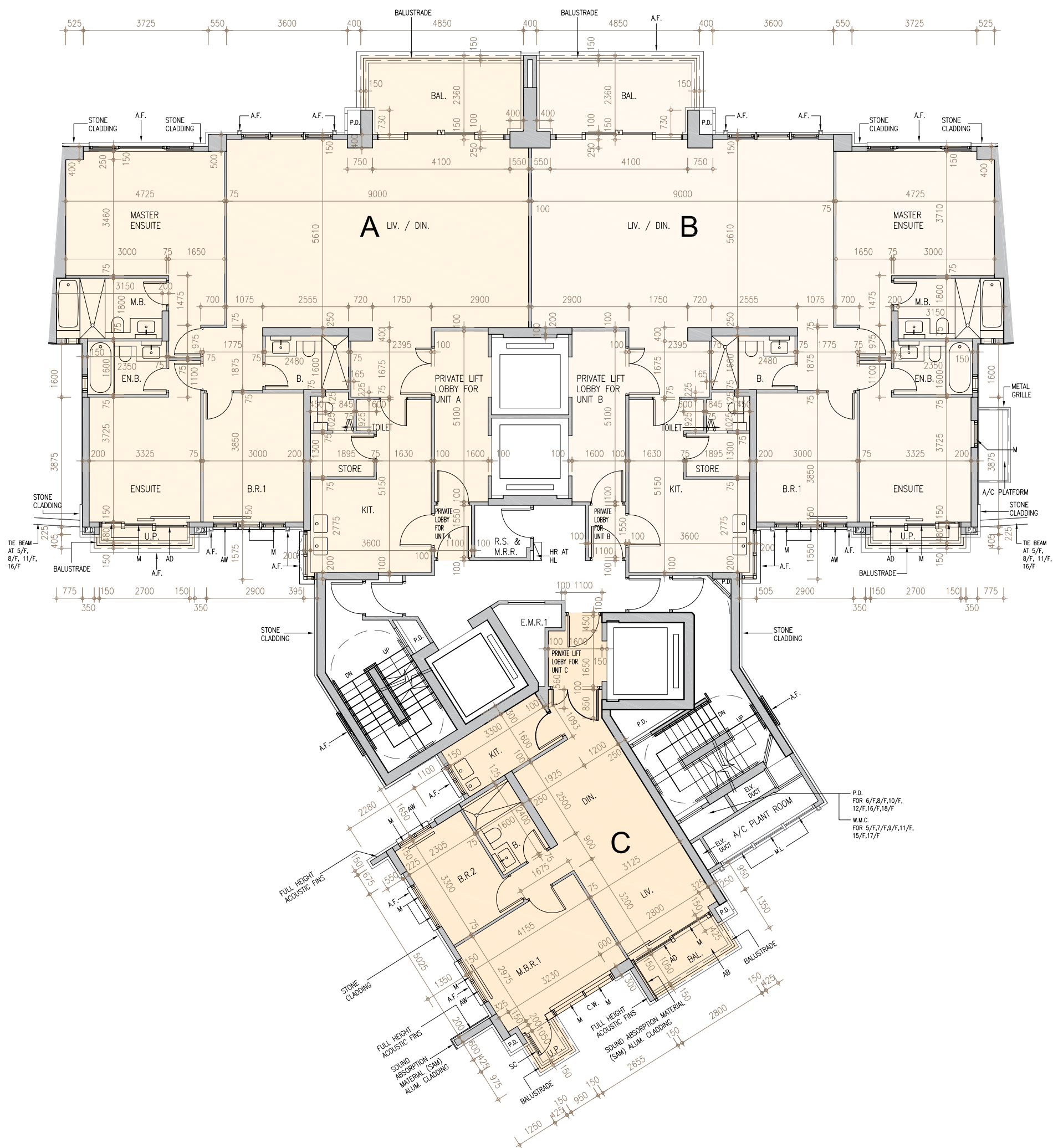
Notes:

- 1. The dimensions in the floor plans are all structural dimensions in millimetre.
- 2. Please refer to pages 22 and 23 of this sales brochure for legend of the terms and abbreviations in studying the floor plans of residential properties.

備註：

- 1. 樓面平面圖之尺規所列數字為以毫米標示之建築結構尺寸。
- 2. 請參閱本售樓說明書第22及23頁之圖例以協助閱讀此部分的住宅物業的樓面平面圖及其顯示之名詞和簡稱。

Tower 2 | 5/F-12/F, 15/F-18/F
第2座 | 5樓-12樓、15樓-18樓



Tower 2 | 19/F
第2座 | 19樓

	Tower 座	Flat 單位 Floor 樓層	A	B	C
The thickness of the floor slabs (excluding plaster) of each residential property (mm) 每個住宅物業的樓板的厚度（不包括灰泥）(毫米)	Tower 2 第2座	19/F 19樓	150, 175		150
Floor-to-floor height of each residential property (mm) 每個住宅物業的層與層之間的高度（毫米）			2730, 2780, 2880, 2930, 3155, 3230		2930, 3155, 3230

The internal areas of the residential properties on the upper floors will generally be slightly larger than those on the lower floors because of the reducing thickness of the structural walls on the upper floors.

因住宅物業的較高樓層的結構牆的厚度遞減，較高樓層的內部面積，一般比較低樓層的內部面積稍大。

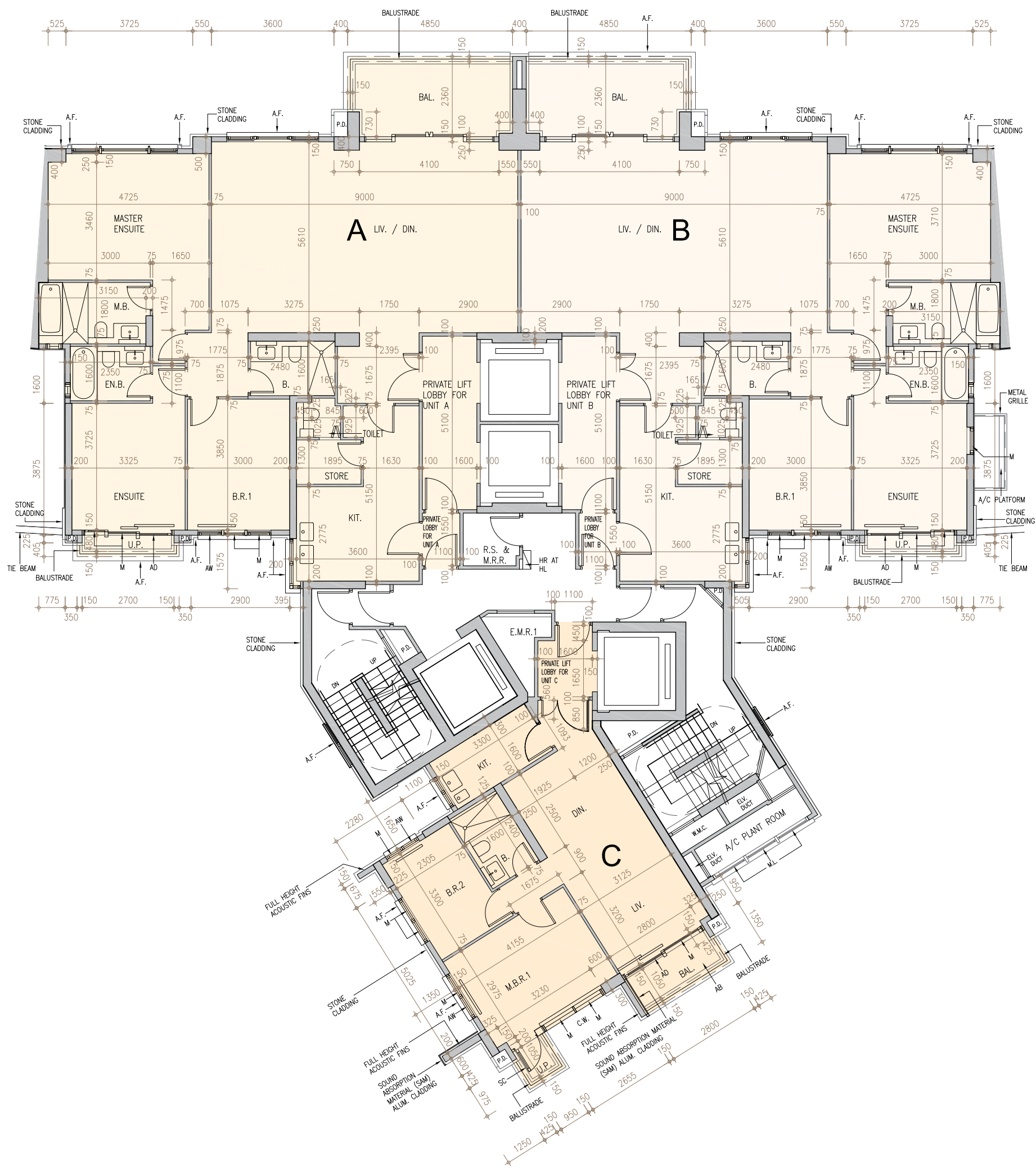
Notes:

- 1. The dimensions in the floor plans are all structural dimensions in millimetre.
- 2. Please refer to pages 22 and 23 of this sales brochure for legend of the terms and abbreviations in studying the floor plans of residential properties.

備註：

- 1. 樓面平面圖之尺規所列數字為以毫米標示之建築結構尺寸。
- 2. 請參閱本售樓說明書第22及23頁之圖例以協助閱讀此部分的住宅物業的樓面平面圖及其顯示之名詞和簡稱。

Tower 2 | 19/F
第2座 | 19樓



Scale : 0米/M 5米/M
比例 :

Tower 2 | 20/F
第2座 | 20樓

	Tower 座	Flat 單位 Floor 樓層	A	B	C
The thickness of the floor slabs (excluding plaster) of each residential property (mm) 每個住宅物業的樓板的厚度（不包括灰泥）(毫米)	Tower 2 第2座	20/F 20樓	150, 175		150
Floor-to-floor height of each residential property (mm) 每個住宅物業的層與層之間的高度（毫米）			2730, 2780, 2880, 2930, 3155, 3230		2930, 3155, 3230

The internal areas of the residential properties on the upper floors will generally be slightly larger than those on the lower floors because of the reducing thickness of the structural walls on the upper floors.

因住宅物業的較高樓層的結構牆的厚度遞減，較高樓層的內部面積，一般比較低樓層的內部面積稍大。

Notes:

備註：

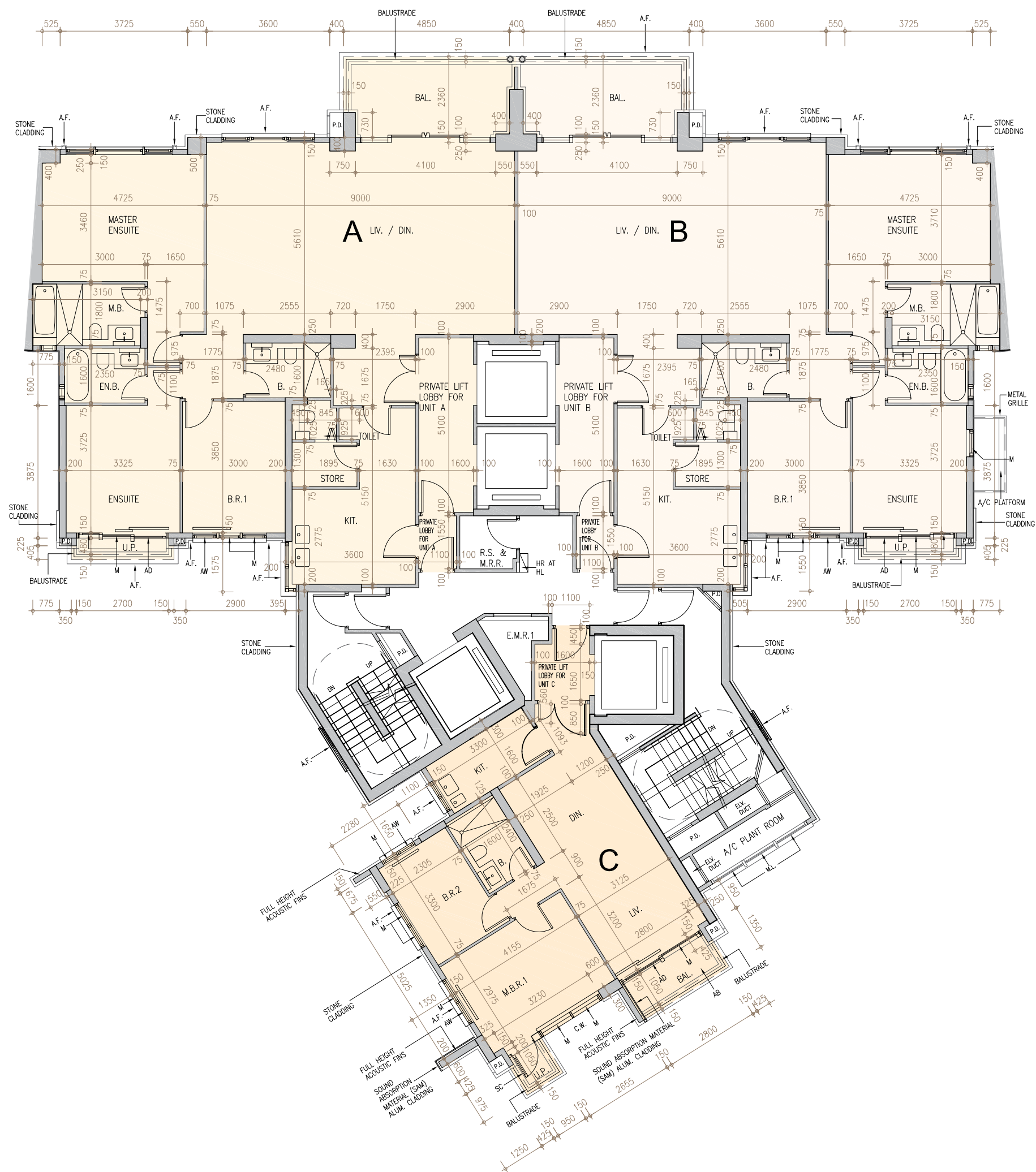
1. The dimensions in the floor plans are all structural dimensions in millimetre.

2. Please refer to pages 22 and 23 of this sales brochure for legend of the terms and abbreviations in studying the floor plans of residential properties.

1. 樓面平面圖之尺規所列數字為以毫米標示之建築結構尺寸。

2. 請參閱本售樓說明書第22及23頁之圖例以協助閱讀此部分的住宅物業的樓面平面圖及其顯示之名詞和簡稱。

Tower 2 | 20/F
第2座 | 20樓



Scale : 0米/M 5米/M
比例 :

Tower 2 | 21/F
第2座 | 21樓

	Tower 座	Flat 單位 Floor 樓層	A	B	C
The thickness of the floor slabs (excluding plaster) of each residential property (mm) 每個住宅物業的樓板的厚度（不包括灰泥）(毫米)	Tower 2 第2座	21/F 21樓	150, 175		150
Floor-to-floor height of each residential property (mm) 每個住宅物業的層與層之間的高度（毫米）			2730, 2780, 2880, 2930, 3155, 3230		2930, 3155, 3230

The internal areas of the residential properties on the upper floors will generally be slightly larger than those on the lower floors because of the reducing thickness of the structural walls on the upper floors.

因住宅物業的較高樓層的結構牆的厚度遞減，較高樓層的內部面積，一般比較低樓層的內部面積稍大。

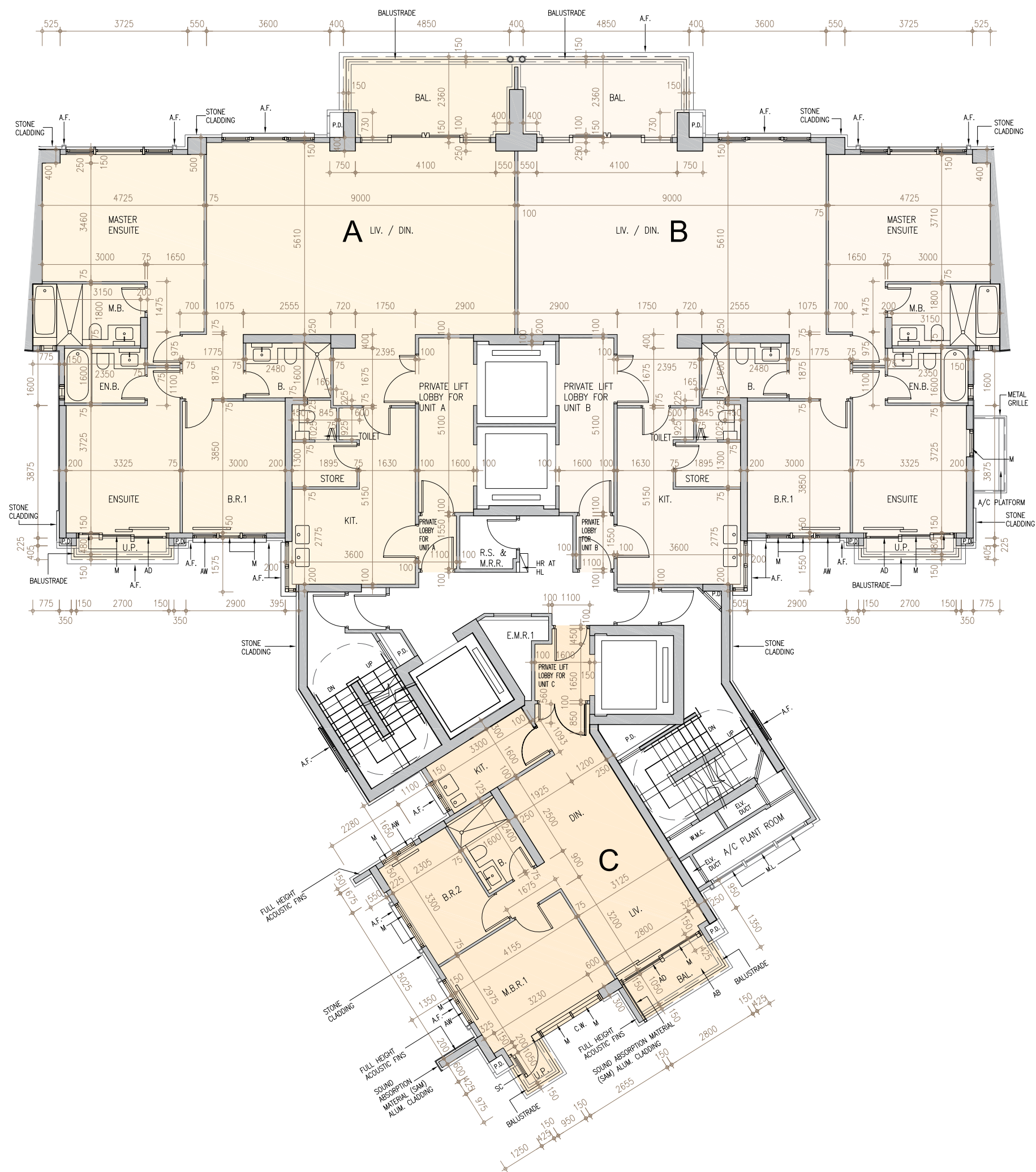
Notes:

- 1. The dimensions in the floor plans are all structural dimensions in millimetre.
- 2. Please refer to pages 22 and 23 of this sales brochure for legend of the terms and abbreviations in studying the floor plans of residential properties.

備註：

- 1. 樓面平面圖之尺規所列數字為以毫米標示之建築結構尺寸。
- 2. 請參閱本售樓說明書第22及23頁之圖例以協助閱讀此部分的住宅物業的樓面平面圖及其顯示之名詞和簡稱。

Tower 2 | 21/F
第2座 | 21樓



Scale : 0米/M 5米/M
比例 :

Tower 2 | 22/F
第2座 | 22樓

	Tower 座	Flat 單位 Floor 樓層	A	B	C
The thickness of the floor slabs (excluding plaster) of each residential property (mm) 每個住宅物業的樓板的厚度（不包括灰泥）(毫米)	Tower 2 第2座	22/F 22樓	150, 175		150
Floor-to-floor height of each residential property (mm) 每個住宅物業的層與層之間的高度（毫米）			3050, 3100, 3150, 3425, 3450, 3500	3050, 3150, 3450, 3500	3200, 3425, 3500

The internal areas of the residential properties on the upper floors will generally be slightly larger than those on the lower floors because of the reducing thickness of the structural walls on the upper floors.

因住宅物業的較高樓層的結構牆的厚度遞減，較高樓層的內部面積，一般比較低樓層的內部面積稍大。

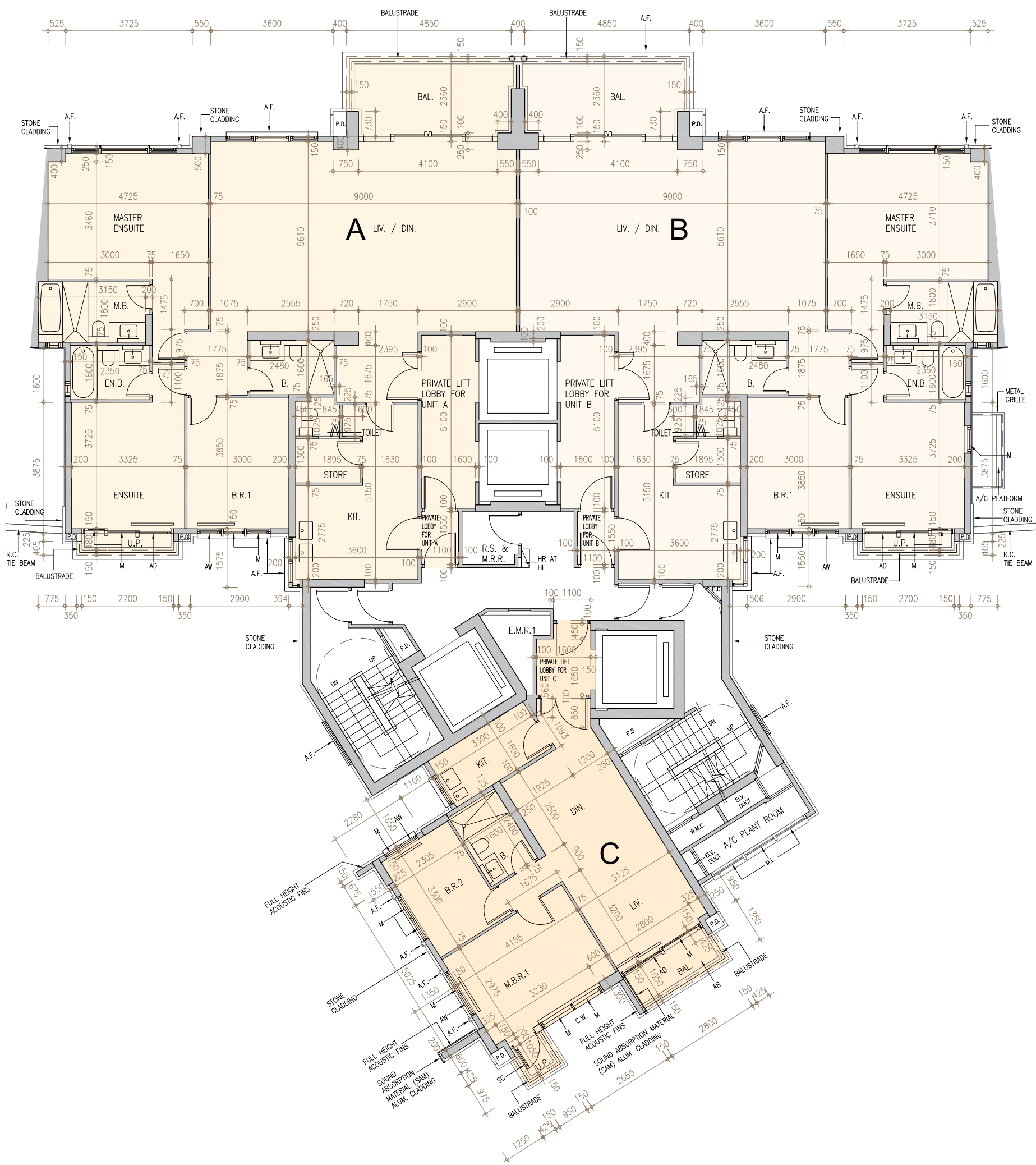
Notes:

- 1. The dimensions in the floor plans are all structural dimensions in millimetre.
- 2. Please refer to pages 22 and 23 of this sales brochure for legend of the terms and abbreviations in studying the floor plans of residential properties.

備註：

- 1. 樓面平面圖之尺規所列數字為以毫米標示之建築結構尺寸。
- 2. 請參閱本售樓說明書第22及23頁之圖例以協助閱讀此部分的住宅物業的樓面平面圖及其顯示之名詞和簡稱。

Tower 2 | 22/F
第2座 | 22樓



Scale : 0米/M 5米/M
比例 :

Tower 2 | 23/F
第2座 | 23樓

	Tower 座	Flat 單位 Floor 樓層	A	C
The thickness of the floor slabs (excluding plaster) of each residential property (mm) 每個住宅物業的樓板的厚度（不包括灰泥）(毫米)	Tower 2 第2座	23/F 23樓	150,200	
Floor-to-floor height of each residential property (mm) 每個住宅物業的層與層之間的高度（毫米）			3500	

The internal areas of the residential properties on the upper floors will generally be slightly larger than those on the lower floors because of the reducing thickness of the structural walls on the upper floors.

因住宅物業的較高樓層的結構牆的厚度遞減，較高樓層的內部面積，一般比較低樓層的內部面積稍大。

Notes:

備註：

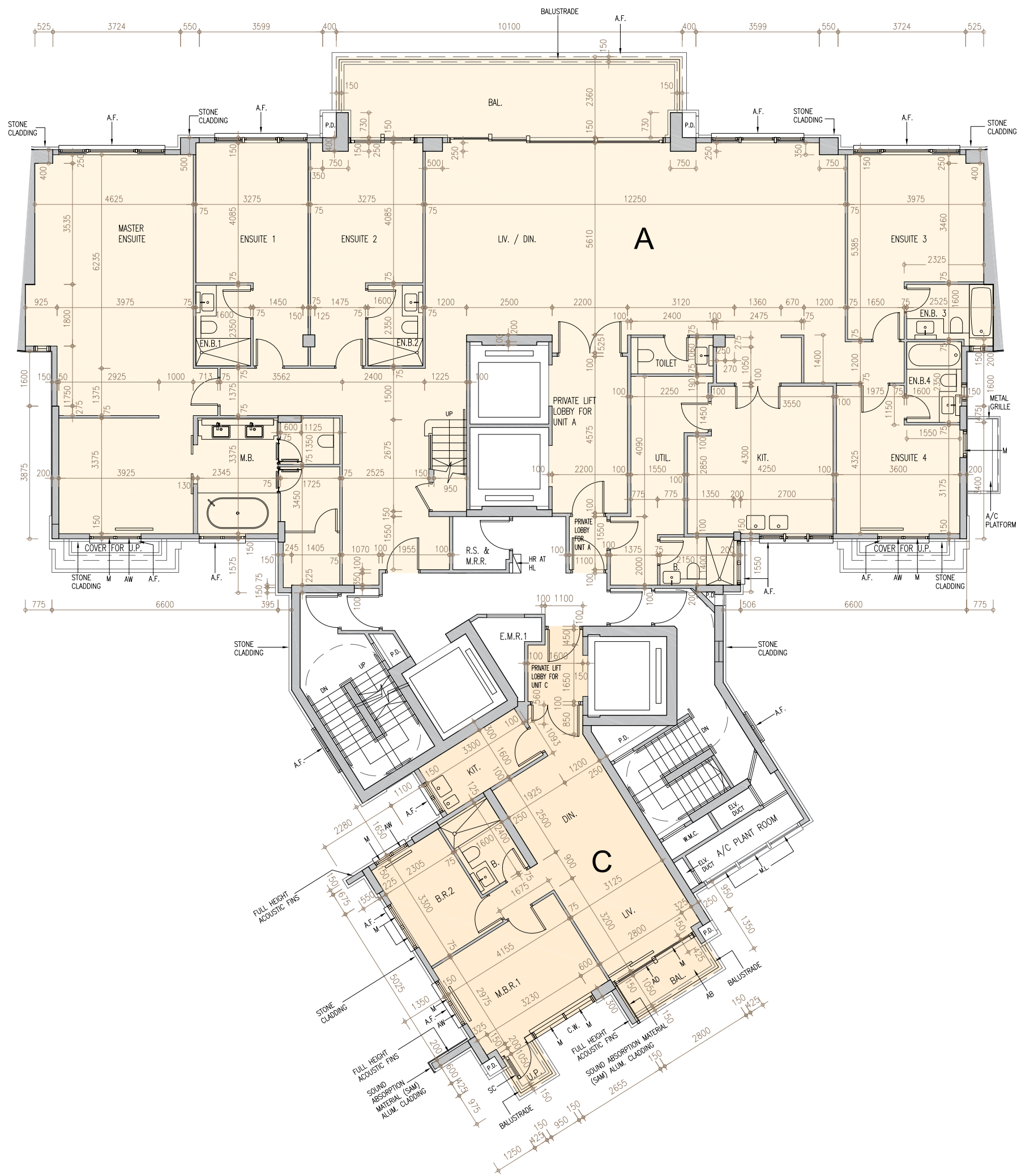
1. The dimensions in the floor plans are all structural dimensions in millimetre.

2. Please refer to pages 22 and 23 of this sales brochure for legend of the terms and abbreviations in studying the floor plans of residential properties.

1. 樓面平面圖之尺規所列數字為以毫米標示之建築結構尺寸。

2. 請參閱本售樓說明書第22及23頁之圖例以協助閱讀此部分的住宅物業的樓面平面圖及其顯示之名詞和簡稱。

Tower 2 | 23/F
第2座 | 23樓



Scale : 0米/M 5米/M
比例 : 1:500

Tower 2 | Roof

第2座 | 天台

	Tower 座	Flat 單位 Floor 樓層	A
The thickness of the floor slabs (excluding plaster) of each residential property (mm) 每個住宅物業的樓板的厚度（不包括灰泥）(毫米)	Tower 2 第2座	Roof 天台	Not applicable 不適用
Floor-to-floor height of each residential property (mm) 每個住宅物業的層與層之間的高度（毫米）			

The internal areas of the residential properties on the upper floors will generally be slightly larger than those on the lower floors because of the reducing thickness of the structural walls on the upper floors.

因住宅物業的較高樓層的結構牆的厚度遞減，較高樓層的內部面積，一般比較低樓層的內部面積稍大。

Notes:

備註：

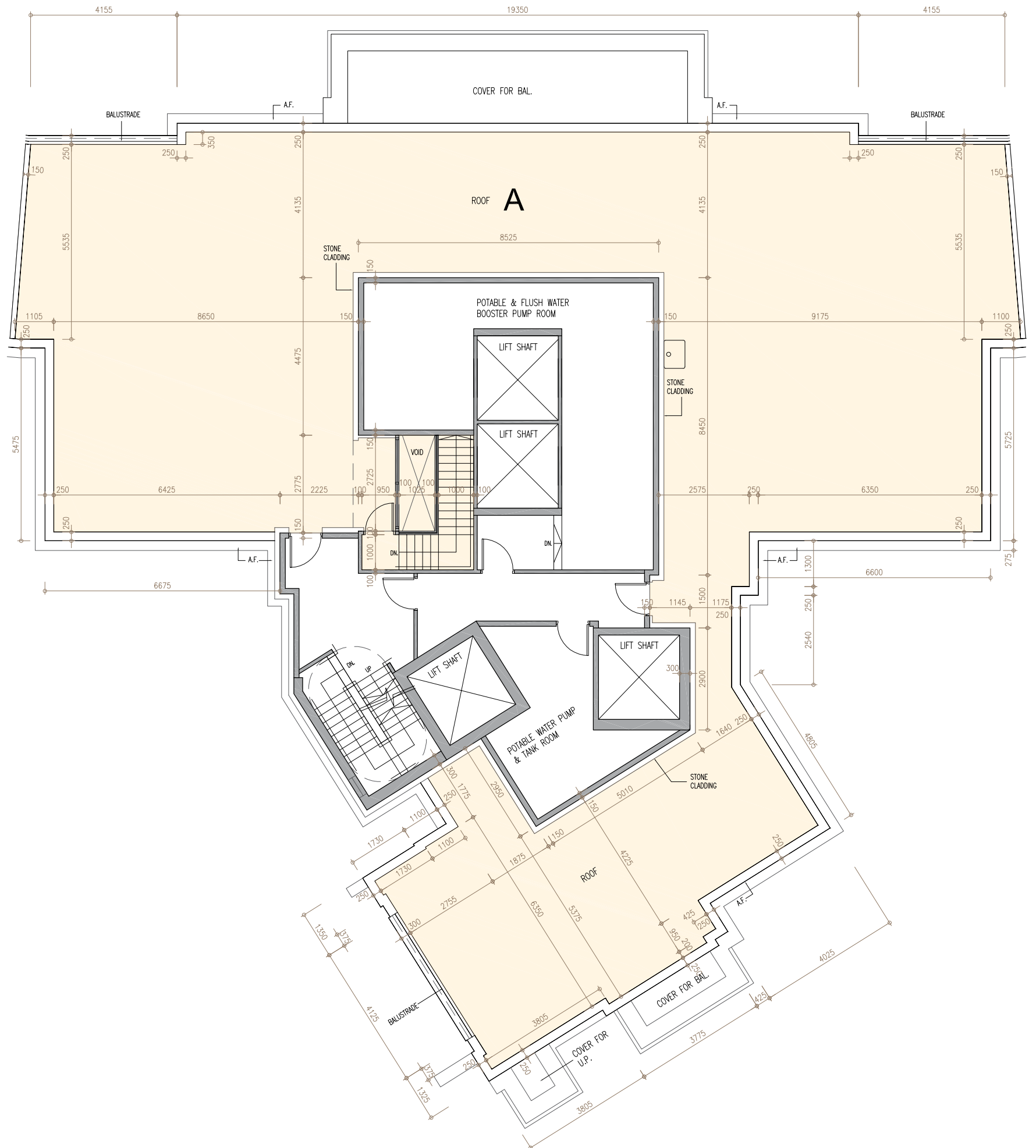
1. The dimensions in the floor plans are all structural dimensions in millimetre.

2. Please refer to pages 22 and 23 of this sales brochure for legend of the terms and abbreviations in studying the floor plans of residential properties.

1. 樓面平面圖之尺規所列數字為以毫米標示之建築結構尺寸。

2. 請參閱本售樓說明書第22及23頁之圖例以協助閱讀此部分的住宅物業的樓面平面圖及其顯示之名詞和簡稱。

Tower 2 | Roof
第2座 | 天台



Scale : 0米/M 5米/M
比例：

Tower 3 | 1/F
第3座 | 1樓

	Tower 座	Flat 單位 Floor 樓層	A	B	C
The thickness of the floor slabs (excluding plaster) of each residential property (mm) 每個住宅物業的樓板的厚度（不包括灰泥）(毫米)	Tower 3 第3座	1/F 1樓	150, 175		150
Floor-to-floor height of each residential property (mm) 每個住宅物業的層與層之間的高度（毫米）			2730, 2780, 2880, 2930, 3155, 3230		2930, 3155, 3230

The internal areas of the residential properties on the upper floors will generally be slightly larger than those on the lower floors because of the reducing thickness of the structural walls on the upper floors.

因住宅物業的較高樓層的結構牆的厚度遞減，較高樓層的內部面積，一般比較低樓層的內部面積稍大。

Notes:

- 1. The dimensions in the floor plans are all structural dimensions in millimetre.
- 2. Please refer to pages 22 and 23 of this sales brochure for legend of the terms and abbreviations in studying the floor plans of residential properties.

備註：

- 1. 樓面平面圖之尺規所列數字為以毫米標示之建築結構尺寸。
- 2. 請參閱本售樓說明書第22及23頁之圖例以協助閱讀此部分的住宅物業的樓面平面圖及其顯示之名詞和簡稱。

Tower 3 | 1/F
第3座 | 1樓



Scale : 0米/M 5米/M
比例 :

Tower 3 | 2/F
第3座 | 2樓

	Tower 座	Flat 單位 Floor 樓層	A	B	C
The thickness of the floor slabs (excluding plaster) of each residential property (mm) 每個住宅物業的樓板的厚度（不包括灰泥）(毫米)	Tower 3 第3座	2/F 2樓	150, 175		150
Floor-to-floor height of each residential property (mm) 每個住宅物業的層與層之間的高度（毫米）			2730, 2780, 2880, 2930, 3155, 3230		2930, 3155, 3230

The internal areas of the residential properties on the upper floors will generally be slightly larger than those on the lower floors because of the reducing thickness of the structural walls on the upper floors.

因住宅物業的較高樓層的結構牆的厚度遞減，較高樓層的內部面積，一般比較低樓層的內部面積稍大。

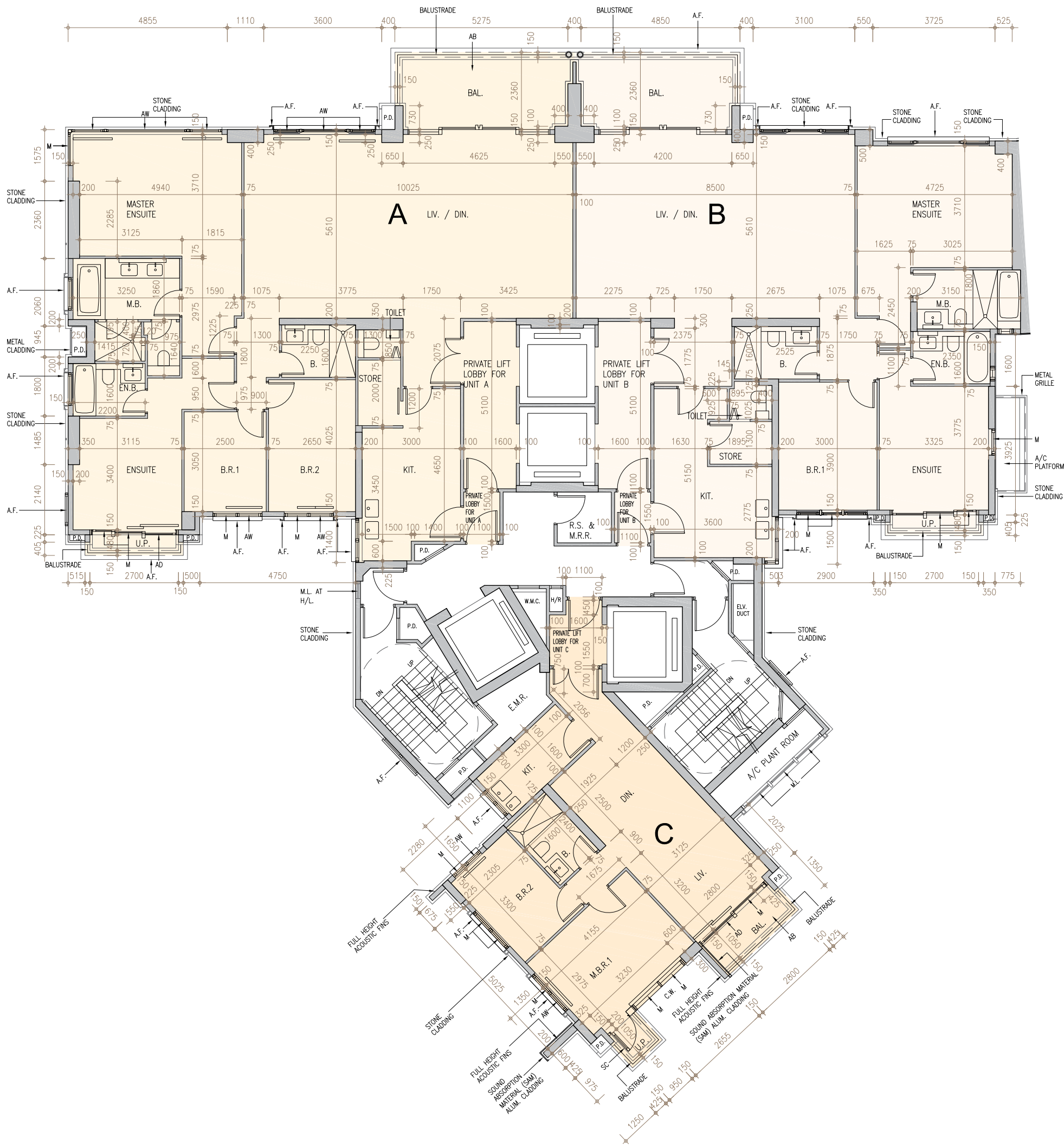
Notes:

- 1. The dimensions in the floor plans are all structural dimensions in millimetre.
- 2. Please refer to pages 22 and 23 of this sales brochure for legend of the terms and abbreviations in studying the floor plans of residential properties.

備註：

- 1. 樓面平面圖之尺規所列數字為以毫米標示之建築結構尺寸。
- 2. 請參閱本售樓說明書第22及23頁之圖例以協助閱讀此部分的住宅物業的樓面平面圖及其顯示之名詞和簡稱。

Tower 3 | 2/F
第3座 | 2樓



Scale : 0米/M 5米/M
比例 : 1:50

Tower 3 | 3/F
第3座 | 3樓

	Tower 座	Flat 單位 Floor 樓層	A	B	C
The thickness of the floor slabs (excluding plaster) of each residential property (mm) 每個住宅物業的樓板的厚度（不包括灰泥）(毫米)	Tower 3 第3座	3/F 3樓	150, 175		150
Floor-to-floor height of each residential property (mm) 每個住宅物業的層與層之間的高度（毫米）			2730, 2780, 2880, 2930, 3155, 3230		2930, 3155, 3230

The internal areas of the residential properties on the upper floors will generally be slightly larger than those on the lower floors because of the reducing thickness of the structural walls on the upper floors.

因住宅物業的較高樓層的結構牆的厚度遞減，較高樓層的內部面積，一般比較低樓層的內部面積稍大。

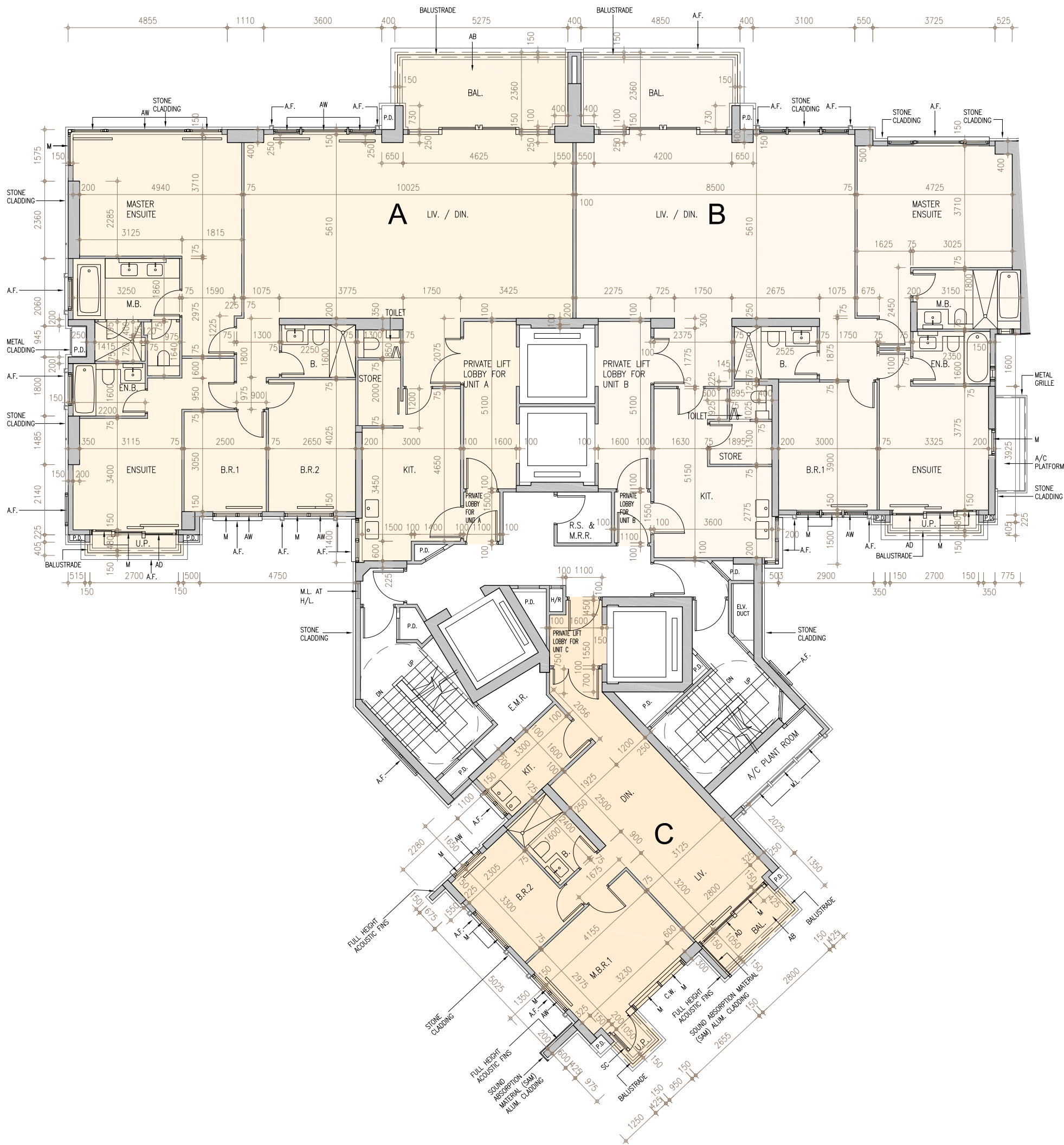
Notes:

- 1. The dimensions in the floor plans are all structural dimensions in millimetre.
- 2. Please refer to pages 22 and 23 of this sales brochure for legend of the terms and abbreviations in studying the floor plans of residential properties.

備註：

- 1. 樓面平面圖之尺規所列數字為以毫米標示之建築結構尺寸。
- 2. 請參閱本售樓說明書第22及23頁之圖例以協助閱讀此部分的住宅物業的樓面平面圖及其顯示之名詞和簡稱。

Tower 3 | 3/F
第3座 | 3樓



Scale : 0米/M 5米/M
比例 :

Tower 3 | 5/F-12/F, 15/F-18/F
第3座 | 5樓-12樓、15樓-18樓

	Tower 座	Flat 單位 Floor 樓層	A	B	C
The thickness of the floor slabs (excluding plaster) of each residential property (mm) 每個住宅物業的樓板的厚度（不包括灰泥）(毫米)	Tower 3 第3座	5/F-12/F, 15/F-18/F 5樓-12樓、15樓-18樓	150, 175		150
Floor-to-floor height of each residential property (mm) 每個住宅物業的層與層之間的高度（毫米）			2730, 2780, 2880, 2930, 3155, 3230		2930, 3155, 3230

The internal areas of the residential properties on the upper floors will generally be slightly larger than those on the lower floors because of the reducing thickness of the structural walls on the upper floors.

因住宅物業的較高樓層的結構牆的厚度遞減，較高樓層的內部面積，一般比較低樓層的內部面積稍大。

Notes:

備註：

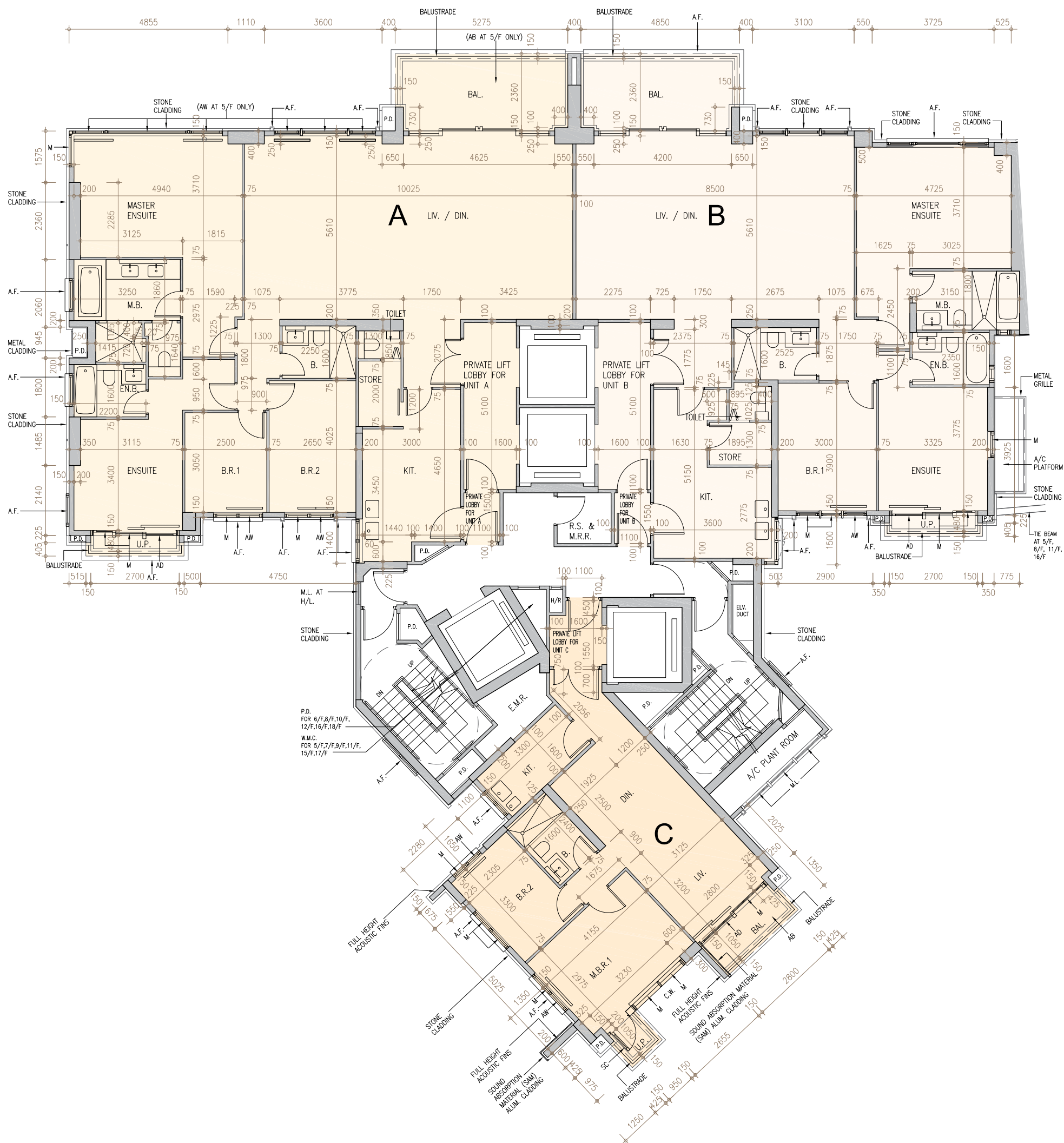
1. The dimensions in the floor plans are all structural dimensions in millimetre.

2. Please refer to pages 22 and 23 of this sales brochure for legend of the terms and abbreviations in studying the floor plans of residential properties.

1. 樓面平面圖之尺規所列數字為以毫米標示之建築結構尺寸。

2. 請參閱本售樓說明書第22及23頁之圖例以協助閱讀此部分的住宅物業的樓面平面圖及其顯示之名詞和簡稱。

Tower 3 | 5/F-12/F, 15/F-18/F
第3座 | 5樓-12樓、15樓-18樓



Scale : 0米/M 5米/M
比例 :

Tower 3 | 19/F
第3座 | 19樓

	Tower 座	Flat 單位 Floor 樓層	A	B	C
The thickness of the floor slabs (excluding plaster) of each residential property (mm) 每個住宅物業的樓板的厚度（不包括灰泥）(毫米)	Tower 3 第3座	19/F 19樓	150, 175		150
Floor-to-floor height of each residential property (mm) 每個住宅物業的層與層之間的高度（毫米）			2730, 2780, 2880, 2930, 3155, 3230		2930, 3155, 3230

The internal areas of the residential properties on the upper floors will generally be slightly larger than those on the lower floors because of the reducing thickness of the structural walls on the upper floors.

因住宅物業的較高樓層的結構牆的厚度遞減，較高樓層的內部面積，一般比較低樓層的內部面積稍大。

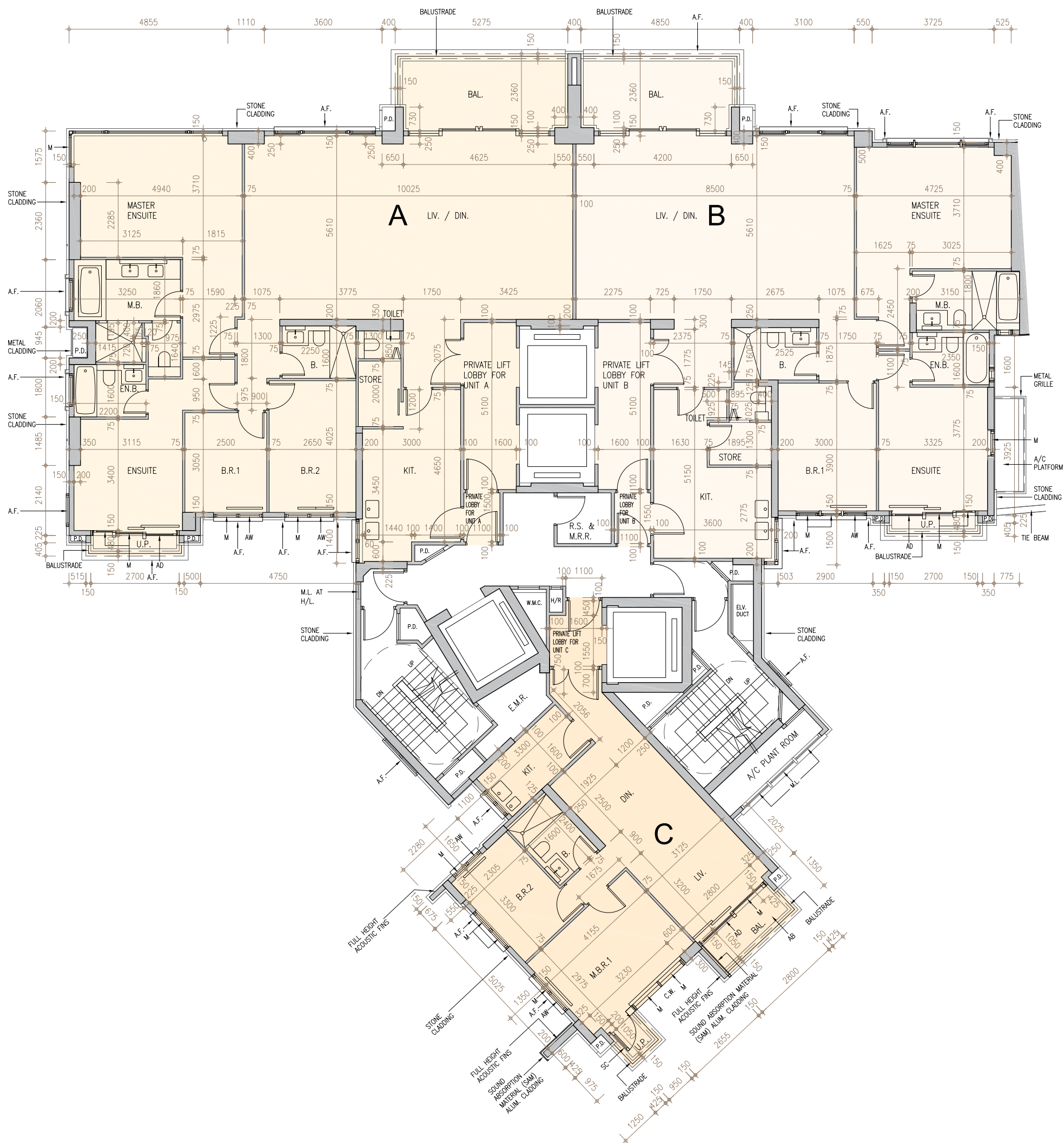
Notes:

1. The dimensions in the floor plans are all structural dimensions in millimetre.
2. Please refer to pages 22 and 23 of this sales brochure for legend of the terms and abbreviations in studying the floor plans of residential properties.

備註：

1. 樓面平面圖之尺規所列數字為以毫米標示之建築結構尺寸。
2. 請參閱本售樓說明書第22及23頁之圖例以協助閱讀此部分的住宅物業的樓面平面圖及其顯示之名詞和簡稱。

Tower 3 | 19/F
第3座 | 19樓



Scale : 0米/M 5米/M
比例 : 1:50

Tower 3 | 20/F
第3座 | 20樓

	Tower 座	Flat 單位 Floor 樓層	A	B	C
The thickness of the floor slabs (excluding plaster) of each residential property (mm) 每個住宅物業的樓板的厚度（不包括灰泥）(毫米)	Tower 3 第3座	20/F 20樓	150, 175		150
Floor-to-floor height of each residential property (mm) 每個住宅物業的層與層之間的高度（毫米）			2730, 2780, 2880, 2930, 3155, 3230		2930, 3155, 3230

The internal areas of the residential properties on the upper floors will generally be slightly larger than those on the lower floors because of the reducing thickness of the structural walls on the upper floors.

因住宅物業的較高樓層的結構牆的厚度遞減，較高樓層的內部面積，一般比較低樓層的內部面積稍大。

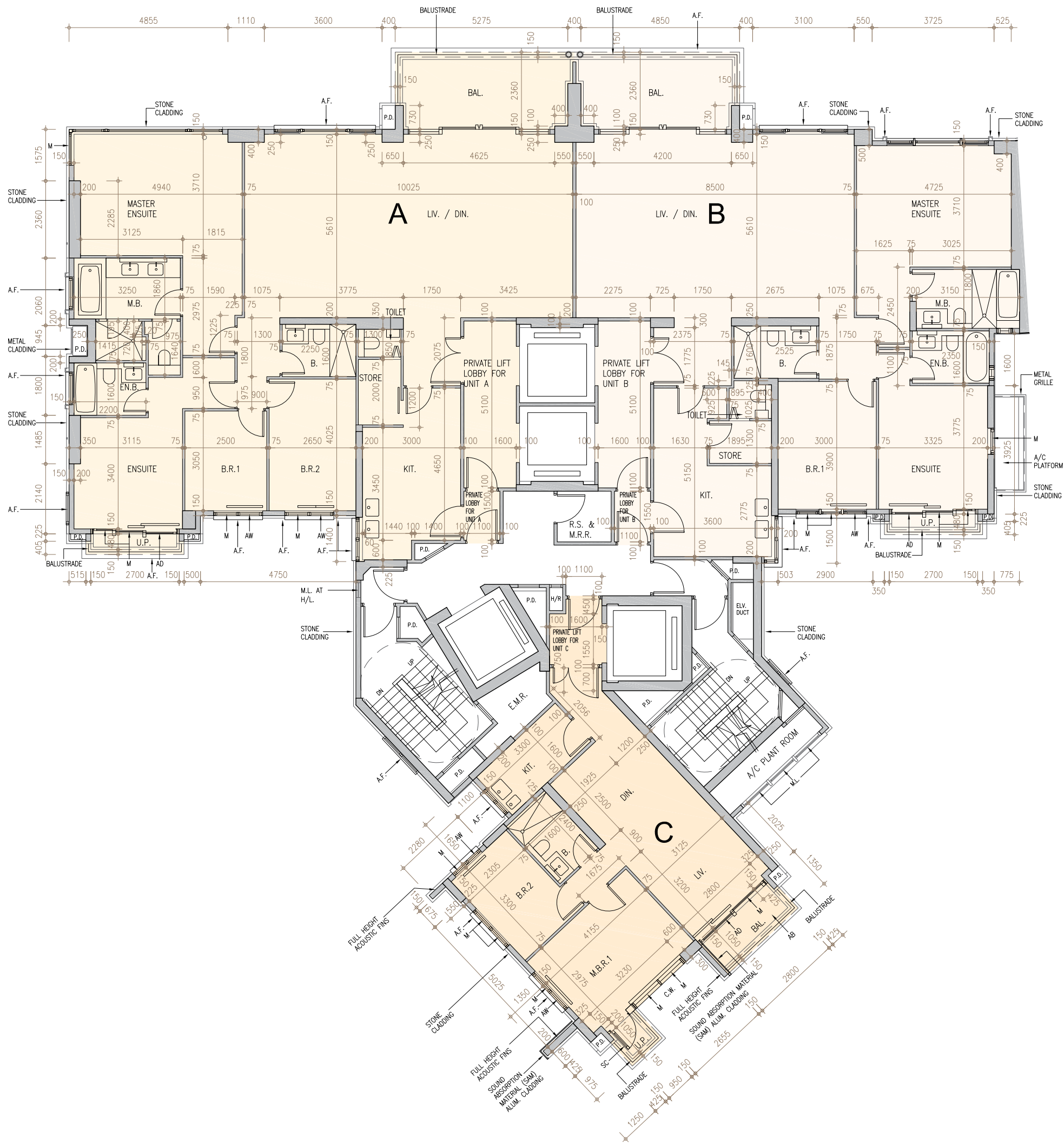
Notes:

- 1. The dimensions in the floor plans are all structural dimensions in millimetre.
- 2. Please refer to pages 22 and 23 of this sales brochure for legend of the terms and abbreviations in studying the floor plans of residential properties.

備註：

- 1. 樓面平面圖之尺規所列數字為以毫米標示之建築結構尺寸。
- 2. 請參閱本售樓說明書第22及23頁之圖例以協助閱讀此部分的住宅物業的樓面平面圖及其顯示之名詞和簡稱。

Tower 3 | 20/F
第3座 | 20樓



Scale : 0米/M 5米/M
比例 :

Tower 3 | 21/F
第3座 | 21樓

	Tower 座	Flat 單位 Floor 樓層	A	B	C
The thickness of the floor slabs (excluding plaster) of each residential property (mm) 每個住宅物業的樓板的厚度（不包括灰泥）(毫米)	Tower 3 第3座	21/F 21樓	150, 175, 200	150, 175	150
Floor-to-floor height of each residential property (mm) 每個住宅物業的層與層之間的高度（毫米）			2780, 2880, 3155, 3230	2780, 2880, 3130, 3155, 3230	2930, 3155, 3230

The internal areas of the residential properties on the upper floors will generally be slightly larger than those on the lower floors because of the reducing thickness of the structural walls on the upper floors.

因住宅物業的較高樓層的結構牆的厚度遞減，較高樓層的內部面積，一般比較低樓層的內部面積稍大。

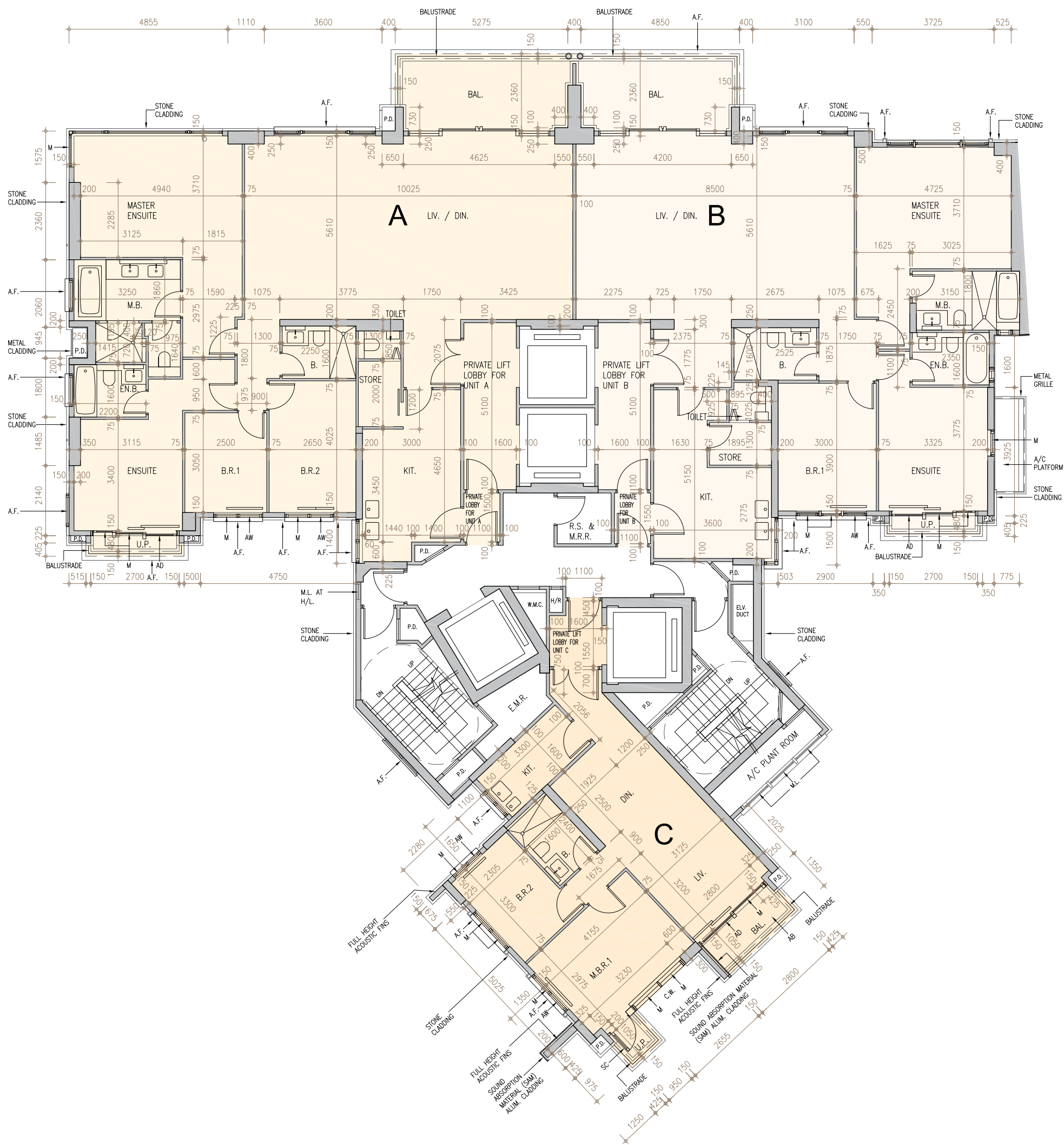
Notes:

- 1. The dimensions in the floor plans are all structural dimensions in millimetre.
- 2. Please refer to pages 22 and 23 of this sales brochure for legend of the terms and abbreviations in studying the floor plans of residential properties.

備註：

- 1. 樓面平面圖之尺規所列數字為以毫米標示之建築結構尺寸。
- 2. 請參閱本售樓說明書第22及23頁之圖例以協助閱讀此部分的住宅物業的樓面平面圖及其顯示之名詞和簡稱。

Tower 3 | 21/F
第3座 | 21樓



Scale : 0米/M 5米/M
比例 :

Tower 3 | 22/F
第3座 | 22樓

	Tower 座	Flat 單位 Floor 樓層	A	C
The thickness of the floor slabs (excluding plaster) of each residential property (mm) 每個住宅物業的樓板的厚度（不包括灰泥）(毫米)	Tower 3 第3座	22/F 22樓	150, 175	150
Floor-to-floor height of each residential property (mm) 每個住宅物業的層與層之間的高度（毫米）			3050, 3150, 3425, 3500	3200, 3425, 3500

The internal areas of the residential properties on the upper floors will generally be slightly larger than those on the lower floors because of the reducing thickness of the structural walls on the upper floors.

因住宅物業的較高樓層的結構牆的厚度遞減，較高樓層的內部面積，一般比較低樓層的內部面積稍大。

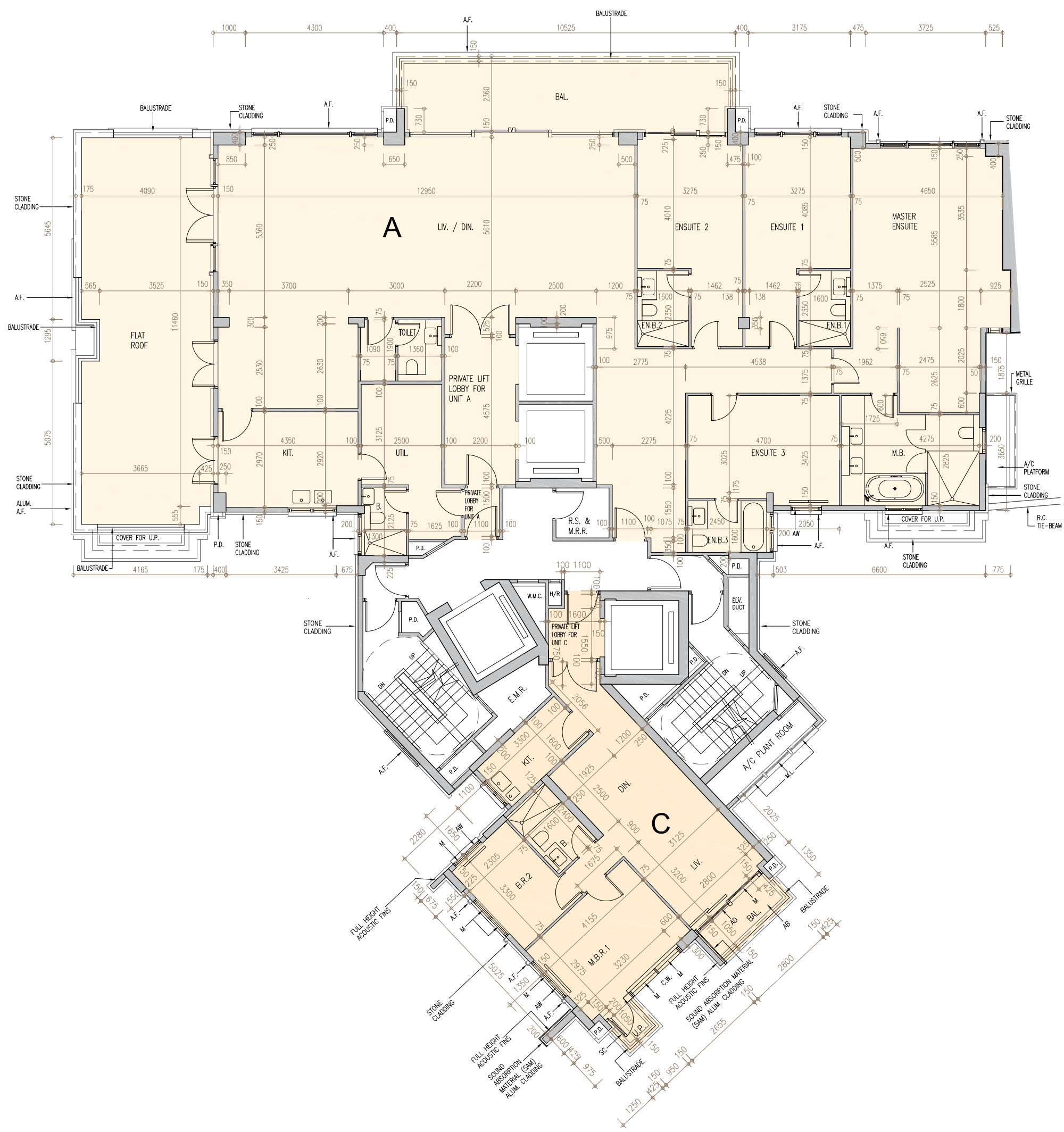
Notes:

- 1. The dimensions in the floor plans are all structural dimensions in millimetre.
- 2. Please refer to pages 22 and 23 of this sales brochure for legend of the terms and abbreviations in studying the floor plans of residential properties.

備註：

- 1. 樓面平面圖之尺規所列數字為以毫米標示之建築結構尺寸。
- 2. 請參閱本售樓說明書第22及23頁之圖例以協助閱讀此部分的住宅物業的樓面平面圖及其顯示之名詞和簡稱。

Tower 3 | 22/F
第3座 | 22樓



Scale : 0米/M 5米/M
比例 :

Tower 3 | 23/F
第3座 | 23樓

	Tower 座	Flat 單位 Floor 樓層	A	C
The thickness of the floor slabs (excluding plaster) of each residential property (mm) 每個住宅物業的樓板的厚度（不包括灰泥）(毫米)	Tower 3 第3座	23/F 23樓	150, 200	
Floor-to-floor height of each residential property (mm) 每個住宅物業的層與層之間的高度（毫米）			3500	

The internal areas of the residential properties on the upper floors will generally be slightly larger than those on the lower floors because of the reducing thickness of the structural walls on the upper floors.

因住宅物業的較高樓層的結構牆的厚度遞減，較高樓層的內部面積，一般比較低樓層的內部面積稍大。

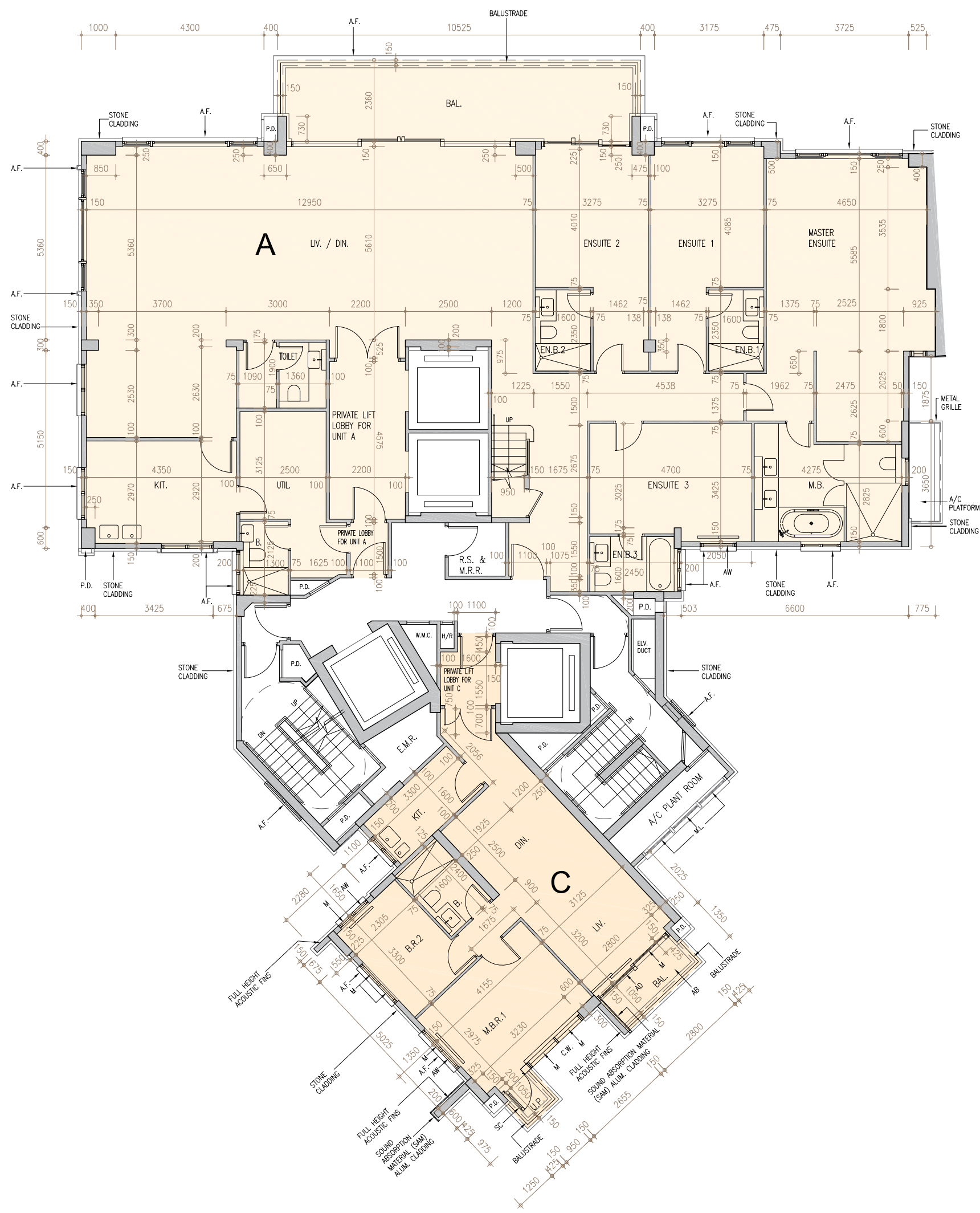
Notes:

- 1. The dimensions in the floor plans are all structural dimensions in millimetre.
- 2. Please refer to pages 22 and 23 of this sales brochure for legend of the terms and abbreviations in studying the floor plans of residential properties.

備註：

- 1. 樓面平面圖之尺規所列數字為以毫米標示之建築結構尺寸。
- 2. 請參閱本售樓說明書第22及23頁之圖例以協助閱讀此部分的住宅物業的樓面平面圖及其顯示之名詞和簡稱。

Tower 3 | 23/F
第3座 | 23樓



Scale : 0米/M 5米/M
比例 :

Tower 3 | Roof
第3座 | 天台

	Tower 座	Flat 單位 Floor 樓層	A
The thickness of the floor slabs (excluding plaster) of each residential property (mm) 每個住宅物業的樓板的厚度（不包括灰泥）(毫米)	Tower 3 第3座	Roof 天台	Not applicable 不適用
Floor-to-floor height of each residential property (mm) 每個住宅物業的層與層之間的高度（毫米）			

The internal areas of the residential properties on the upper floors will generally be slightly larger than those on the lower floors because of the reducing thickness of the structural walls on the upper floors.

因住宅物業的較高樓層的結構牆的厚度遞減，較高樓層的內部面積，一般比較低樓層的內部面積稍大。

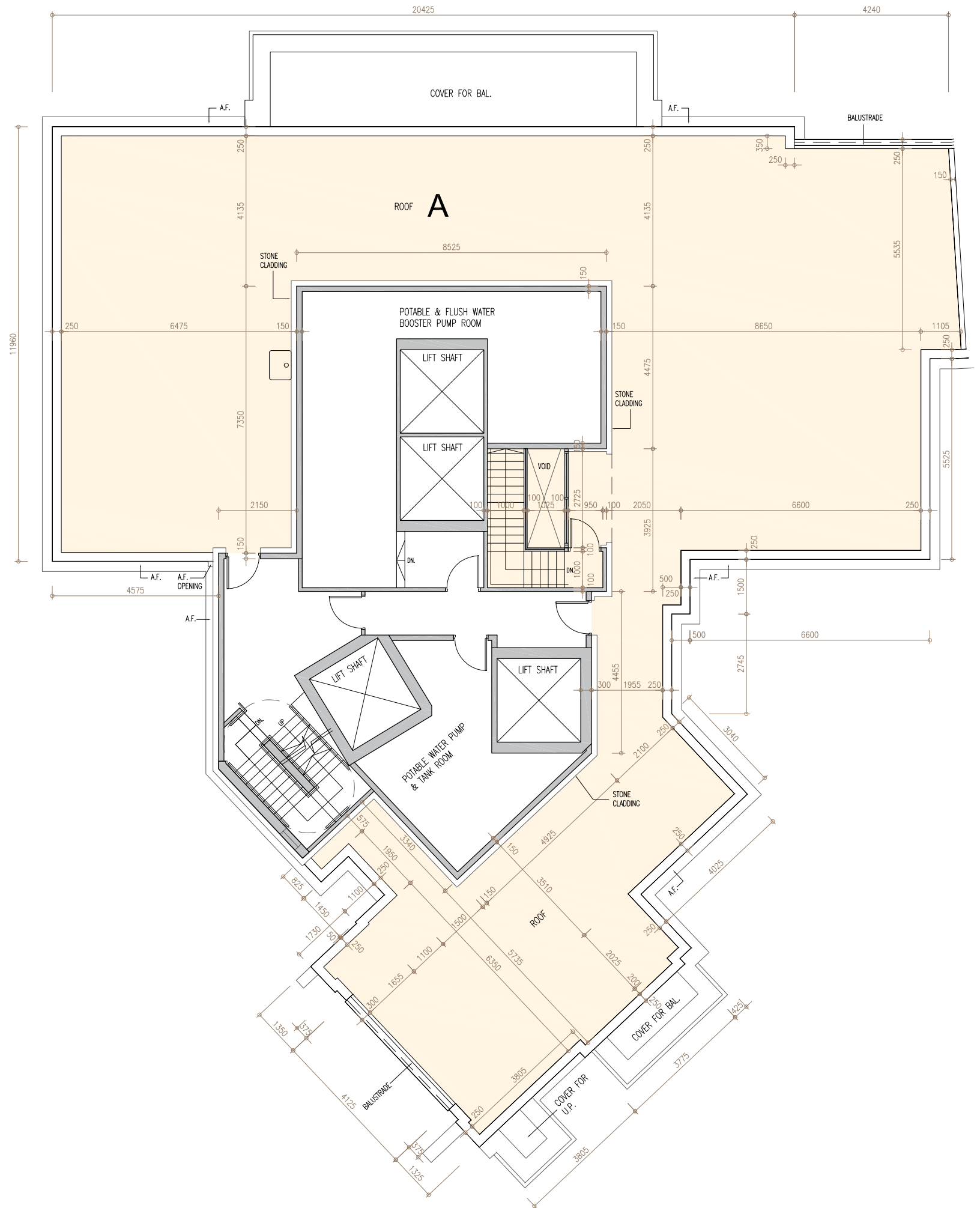
Notes:

- 1. The dimensions in the floor plans are all structural dimensions in millimetre.
- 2. Please refer to pages 22 and 23 of this sales brochure for legend of the terms and abbreviations in studying the floor plans of residential properties.

備註：

- 1. 樓面平面圖之尺規所列數字為以毫米標示之建築結構尺寸。
- 2. 請參閱本售樓說明書第22及23頁之圖例以協助閱讀此部分的住宅物業的樓面平面圖及其顯示之名詞和簡稱。

Tower 3 | Roof
第3座 | 天台



Scale : 0米/M 5米/M
比例 :

AREA OF RESIDENTIAL PROPERTIES IN THE DEVELOPMENT

發展項目中的住宅物業的面積

Description of Residential Property 物業的描述			Saleable Area (including balcony, utility platform and verandah, if any) s.q.metre (sq.ft) 實用面積 (包括露台，工作平台及陽台 (如有))平方米(平方呎)	Area of other specified items (Not included in the Saleable Area) sq.metre (sq.ft.) 其他指明項目的面積(不計算入實用面積)平方米(平方呎)									
Block Name 大廈名稱	Floor 樓層	Unit 單位		Air-Conditioning Plant Room 空調機房	Bay Window 窗台	Cockloft 閣樓	Flat Roof 平台	Garden 花園	Parking Space 停車位	Roof 天台	Stair- hood 梯屋	Terrace 前庭	Yard 庭院
Tower 1 第1座	1/F 1樓	A	198.877 (2,141) Balcony 露台: 12.921 (139) Utility Platform 工作平台: 1.890 (20)	-	-	-	20.866 (225)	-	-	-	-	-	-
		B	171.131 (1,842) Balcony 露台: 11.918 (128) Utility Platform 工作平台: 1.890 (20)		-	-	22.518 (242)	-	-	-	-	-	-
		C	70.955 (764) Balcony 露台: 3.540 (38) Utility Platform 工作平台: 1.500 (16)	-	-	-	12.360 (133)	-	-	-	-	-	-
	2/F 2樓	A	198.877 (2,141) Balcony 露台: 12.921 (139) Utility Platform 工作平台: 1.890 (20)	-	-	-	-	-	-	-	-	-	-
		B	171.131 (1,842) Balcony 露台: 11.918 (128) Utility Platform 工作平台: 1.890 (20)	-	-	-	-	-	-	-	-	-	-
		C	70.955 (764) Balcony 露台: 3.540 (38) Utility Platform 工作平台: 1.500 (16)	-	-	-	-	-	-	-	-	-	-
	3/F, 5/F-12/F, 15/F-19/F 3樓、 5樓-12樓、 15樓-19樓	A	198.814 (2,140) Balcony 露台: 12.858 (138) Utility Platform 工作平台: 1.890 (20)	-	-	-	-	-	-	-	-	-	-
		B	171.068 (1,841) Balcony 露台: 11.855 (128) Utility Platform 工作平台: 1.890 (20)	-	-	-	-	-	-	-	-	-	-
		C	70.955 (764) Balcony 露台: 3.540 (38) Utility Platform 工作平台: 1.500 (16)	-	-	-	-	-	-	-	-	-	-
	20/F-21/F 20樓-21樓	A	198.877 (2,141) Balcony 露台: 12.921 (139) Utility Platform 工作平台: 1.890 (20)	-	-	-	-	-	-	-	-	-	-
		B	171.131 (1,842) Balcony 露台: 11.918 (128) Utility Platform 工作平台: 1.890 (20)	-	-	-	-	-	-	-	-	-	-
		C	70.955 (764) Balcony 露台: 3.540 (38) Utility Platform 工作平台: 1.500 (16)	-	-	-	-	-	-	-	-	-	-
	22/F 22樓	A	309.408 (3,330) Balcony 露台: 24.839 (267) Utility Platform 工作平台: -- (--)	-	-	-	49.857 (537)	-	-	-	-	-	-
		C	70.955 (764) Balcony 露台: 3.540 (38) Utility Platform 工作平台: 1.500 (16)	-	-	-	-	-	-	-	-	-	-
	23/F 23樓	A	309.408 (3,330) Balcony 露台: 24.839 (267) Utility Platform 工作平台: -- (--)	-	-	-	-	-	-	272.465 (2,933)	9.178 (99)	-	-
		C	70.955 (764) Balcony 露台: 3.540 (38) Utility Platform 工作平台: 1.500 (16)	-	-	-	-	-	-	-	-	-	-

The saleable area of the residential property and the floor area of balconies, utility platforms and verandahs (if any) are calculated in accordance with section 8 of the Residential Properties (First-hand Sales) Ordinance and the area of other specified items (not included in the saleable area) are calculated in accordance with Part 2 of Schedule 2 of the Residential Properties (First-hand Sales) Ordinance.

Notes:

1. The areas as specified above in square feet are converted from the area in square metre at a rate of 1 square metre = 10.764 square feet and rounded to the nearest whole square foot, which may be slightly different from the area presented in square metres.
2. There is no verandah in the residential properties of the Development.

住宅物業的實用面積以及露台、工作平台及陽台（如有）的樓面面積，是按照《一手住宅物業銷售條例》第8條計算得出的。其他指明項目的面積（不計算入實用面積內），是按照《一手住宅物業銷售條例》附表2第2部計算得出的。

備註：

1. 上述以平方呎表達之面積由以平方米表達之面積以1平方米=10.764平方呎換算並四捨五入至整數平方呎之方法計算得出，與以平方米表達之面積可能有些微差異。
2. 發展項目住宅物業並無陽台。

AREA OF RESIDENTIAL PROPERTIES IN THE DEVELOPMENT

發展項目中的住宅物業的面積

Description of Residential Property 物業的描述			Saleable Area (including balcony, utility platform and verandah, if any) s.q.metre (sq.ft) 實用面積 (包括露台，工作平台及陽台 (如有))平方米(平方呎)	Area of other specified items (Not included in the Saleable Area) sq.metre (sq.ft.) 其他指明項目的面積(不計算入實用面積)平方米(平方呎)									
Block Name 大廈名稱	Floor 樓層	Unit 單位		Air-Conditioning Plant Room 空調機房	Bay Window 窗台	Cockloft 閣樓	Flat Roof 平台	Garden 花園	Parking Space 停車位	Roof 天台	Stair- hood 梯屋	Terrace 前庭	Yard 庭院
Tower 2 第2座	1/F 1樓	A	173.813 (1,871) Balcony 露台: 11.918 (128) Utility Platform 工作平台: 1.890 (20)	-	-	-	17.954 (193)	-	-	-	-	-	-
		B	173.623 (1,869) Balcony 露台: 11.918 (128) Utility Platform 工作平台: 1.890 (20)	-	-	-	36.943 (398)	-	-	-	-	-	-
		C	70.993 (764) Balcony 露台: 3.540 (38) Utility Platform 工作平台: 1.500 (16)	-	-	-	11.309 (122)	-	-	-	-	-	-
	2/F 2樓	A	173.813 (1,871) Balcony 露台: 11.918 (128) Utility Platform 工作平台: 1.890 (20)	-	-	-	-	-	-	-	-	-	-
		B	173.623 (1,869) Balcony 露台: 11.918 (128) Utility Platform 工作平台: 1.890 (20)	-	-	-	-	-	-	-	-	-	-
		C	70.993 (764) Balcony 露台: 3.540 (38) Utility Platform 工作平台: 1.500 (16)	-	-	-	-	-	-	-	-	-	-
	3/F, 5/F-12/F, 15/F-19/F 3樓、 5樓-12樓、 15樓-19樓	A	173.750 (1,870) Balcony 露台: 11.855 (128) Utility Platform 工作平台: 1.890 (20)	-	-	-	-	-	-	-	-	-	-
		B	173.561 (1,868) Balcony 露台: 11.855 (128) Utility Platform 工作平台: 1.890 (20)	-	-	-	-	-	-	-	-	-	-
		C	70.993 (764) Balcony 露台: 3.540 (38) Utility Platform 工作平台: 1.500 (16)	-	-	-	-	-	-	-	-	-	-
	20/F-21/F 20樓-21樓	A	173.813 (1,871) Balcony 露台: 11.918 (128) Utility Platform 工作平台: 1.890 (20)	-	-	-	-	-	-	-	-	-	-
		B	173.623 (1,869) Balcony 露台: 11.918 (128) Utility Platform 工作平台: 1.890 (20)	-	-	-	-	-	-	-	-	-	-
		C	70.993 (764) Balcony 露台: 3.540 (38) Utility Platform 工作平台: 1.500 (16)	-	-	-	-	-	-	-	-	-	-
	22/F 22樓	A	173.813 (1,871) Balcony 露台: 11.918 (128) Utility Platform 工作平台: 1.890 (20)	-	-	-	-	-	-	-	-	-	-
		B	173.623 (1,869) Balcony 露台: 11.918 (128) Utility Platform 工作平台: 1.890 (20)	-	-	-	-	-	-	-	-	-	-
		C	70.993 (764) Balcony 露台: 3.540 (38) Utility Platform 工作平台: 1.500 (16)	-	-	-	-	-	-	-	-	-	-
	23/F 23樓	A	343.271 (3,695) Balcony 露台: 23.826 (256) Utility Platform 工作平台: -- (--)	-	-	-	-	-	-	306.656 (3,301)	9.178 (99)	-	-
		C	70.993(764) Balcony 露台: 3.540 (38) Utility Platform 工作平台: 1.500 (16)	-	-	-	-	-	-	-	-	-	-

The saleable area of the residential property and the floor area of balconies, utility platforms and verandahs (if any) are calculated in accordance with section 8 of the Residential Properties (First-hand Sales) Ordinance and the area of other specified items (not included in the saleable area) are calculated in accordance with Part 2 of Schedule 2 of the Residential Properties (First-hand Sales) Ordinance.

Notes:

1. The areas as specified above in square feet are converted from the area in square metre at a rate of 1 square metre = 10.764 square feet and rounded to the nearest whole square foot, which may be slightly different from the area presented in square metres.
2. There is no verandah in the residential properties of the Development.

住宅物業的實用面積以及露台、工作平台及陽台（如有）的樓面面積，是按照《一手住宅物業銷售條例》第8條計算得出的。其他指明項目的面積（不計算入實用面積內），是按照《一手住宅物業銷售條例》附表2第2部計算得出的。

備註：

1. 上述以平方呎表達之面積由以平方米表達之面積以1平方米＝10.764平方呎換算並四捨五入至整數平方呎之方法計算得出，與以平方米表達之面積可能有些微差異。
2. 發展項目住宅物業並無陽台。

AREA OF RESIDENTIAL PROPERTIES IN THE DEVELOPMENT

發展項目中的住宅物業的面積

Description of Residential Property 物業的描述			Saleable Area (including balcony, utility platform and verandah, if any) s.q.metre (sq.ft) 實用面積 (包括露台，工作平台及陽台 (如有))平方米(平方呎)	Area of other specified items (Not included in the Saleable Area) sq.metre (sq.ft.) 其他指明項目的面積(不計算入實用面積)平方米(平方呎)									
Block Name 大廈名稱	Floor 樓層	Unit 單位		Air-Conditioning Plant Room 空調機房	Bay Window 窗台	Cockloft 閣樓	Flat Roof 平台	Garden 花園	Parking Space 停車位	Roof 天台	Stair- hood 梯屋	Terrace 前庭	Yard 庭院
Tower 3 第3座	1/F 1樓	A	193.911 (2,087) Balcony 露台: 12.921 (139) Utility Platform 工作平台: 1.890 (20)	-	-	-	29.846 (321)	-	-	-	-	-	-
		B	170.910 (1,840) Balcony 露台: 11.918 (128) Utility Platform 工作平台: 1.890 (20)	-	-	-	17.893 (193)	-	-	-	-	-	-
		C	71.693 (772) Balcony 露台: 3.540 (38) Utility Platform 工作平台: 1.500 (16)	-	-	-	53.466 (576)	-	-	-	-	-	-
	2/F 2樓	A	193.911 (2,087) Balcony 露台: 12.921 (139) Utility Platform 工作平台: 1.890 (20)	-	-	-	-	-	-	-	-	-	-
		B	170.910 (1,840) Balcony 露台: 11.918 (128) Utility Platform 工作平台: 1.890 (20)	-	-	-	-	-	-	-	-	-	-
		C	71.693 (772) Balcony 露台: 3.540 (38) Utility Platform 工作平台: 1.500 (16)	-	-	-	-	-	-	-	-	-	-
	3/F, 5/F-12/F, 15/F-19/F 3樓、 5樓-12樓、 15樓-19樓	A	193.884 (2,087) Balcony 露台: 12.858 (138) Utility Platform 工作平台: 1.890 (20)	-	-	-	-	-	-	-	-	-	-
		B	170.882 (1,839) Balcony 露台: 11.855 (128) Utility Platform 工作平台: 1.890 (20)	-	-	-	-	-	-	-	-	-	-
		C	71.693 (772) Balcony 露台: 3.540 (38) Utility Platform 工作平台: 1.500 (16)	-	-	-	-	-	-	-	-	-	-
	20/F-21/F 20樓-21樓	A	193.911 (2,087) Balcony 露台: 12.921 (139) Utility Platform 工作平台: 1.890 (20)	-	-	-	-	-	-	-	-	-	-
		B	170.910 (1,840) Balcony 露台: 11.918 (128) Utility Platform 工作平台: 1.890 (20)	-	-	-	-	-	-	-	-	-	-
		C	71.693 (772) Balcony 露台: 3.540 (38) Utility Platform 工作平台: 1.500 (16)	-	-	-	-	-	-	-	-	-	-
	22/F 22樓	A	308.931 (3,325) Balcony 露台: 24.839 (267) Utility Platform 工作平台: -- (--)	-	-	-	45.360 (488)	-	-	-	-	-	-
		C	71.693 (772) Balcony 露台: 3.540 (38) Utility Platform 工作平台: 1.500 (16)	-	-	-	-	-	-	-	-	-	-
	23/F 23樓	A	308.943 (3,325) Balcony 露台: 24.839 (267) Utility Platform 工作平台: -- (--)	-	-	-	-	-	-	272.947 (2,938)	9.178 (99)	-	-
		C	71.693 (772) Balcony 露台: 3.540 (38) Utility Platform 工作平台: 1.500 (16)	-	-	-	-	-	-	-	-	-	-

The saleable area of the residential property and the floor area of balconies, utility platforms and verandahs (if any) are calculated in accordance with section 8 of the Residential Properties (First-hand Sales) Ordinance and the area of other specified items (not included in the saleable area) are calculated in accordance with Part 2 of Schedule 2 of the Residential Properties (First-hand Sales) Ordinance.

Notes:

1. The areas as specified above in square feet are converted from the area in square metre at a rate of 1 square metre = 10.764 square feet and rounded to the nearest whole square foot, which may be slightly different from the area presented in square metres.
2. There is no verandah in the residential properties of the Development.

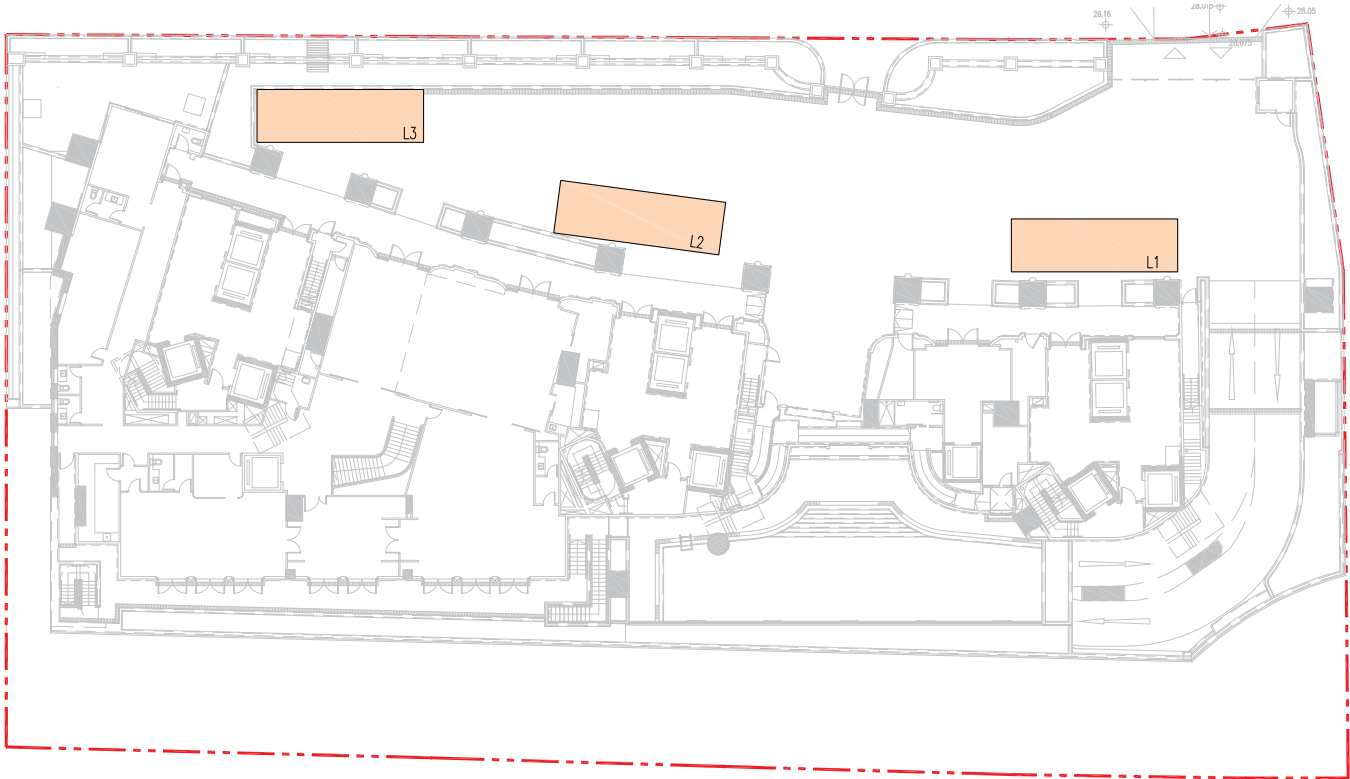
住宅物業的實用面積以及露台、工作平台及陽台（如有）的樓面面積，是按照《一手住宅物業銷售條例》第8條計算得出的。其他指明項目的面積（不計算入實用面積內），是按照《一手住宅物業銷售條例》附表2第2部計算得出的。

備註：

1. 上述以平方呎表達之面積由以平方米表達之面積以1平方米=10.764平方呎換算並四捨五入至整數平方呎之方法計算得出，與以平方米表達之面積可能有些微差異。
2. 發展項目住宅物業並無陽台。

FLOOR PLANS OF PARKING SPACES IN THE DEVELOPMENT
發展項目的停車位的樓面平面圖

G/F
地下



LG4/F
低層地下4樓



Boundary of the Development
發展項目的界線

Scale : 0米/M 20米/M
比例 :

Location, Number, Dimensions and Area of Parking Space 停車位位置、數目、尺寸及面積					
Floor 層數	Category of parking space 停車位類別		Number 數目	Dimensions (LxW)(m) 尺寸(長x闊)(米)	Area of each parking space (sq.m) 每個停車位面積(平方米)
G/F 地下		Residential Loading and Unloading Bay 住宅上落貨處	3	11 x 3.5	38.5
LG4/F 低層地下 4樓		Residential Parking Space 住宅停車位	44	5.0 x 2.5	12.5
		Residential Motor Cycle Parking Space 住宅電單車停車位	6	2.4 x 1.0	2.4

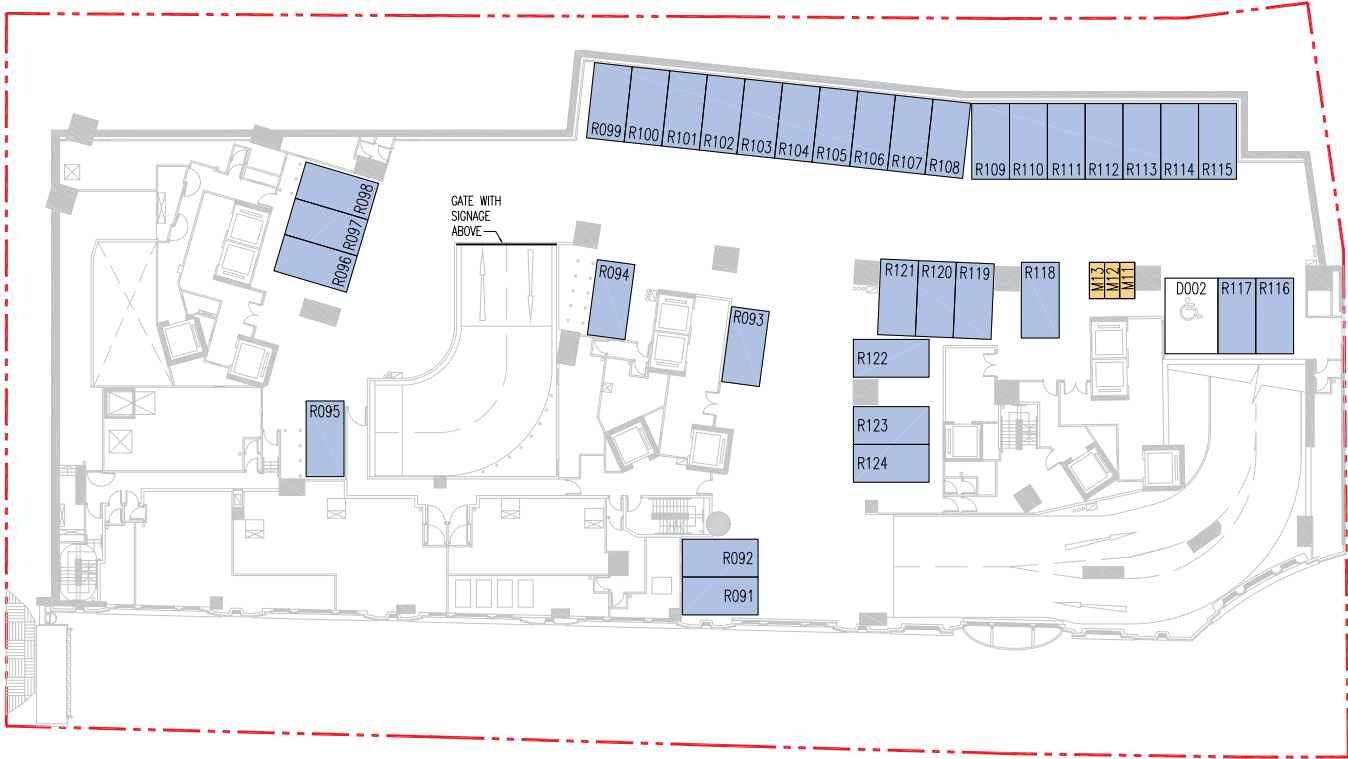
FLOOR PLANS OF PARKING SPACES IN THE DEVELOPMENT

發展項目的停車位的樓面平面圖

LG3/F
低層地下3樓



LG2/F
低層地下2樓



Boundary of the Development
發展項目的界線

Scale : 0米/M 20米/M
比例 :

Location, Number, Dimensions and Area of Parking Space 停車位位置、數目、尺寸及面積					
Floor 層數	Category of parking space 停車位類別		Number 數目	Dimensions (LxW)(m) 尺寸(長x闊)(米)	Area of each parking space (sq.m) 每個停車位面積(平方米)
LG3/F 低層地下3樓		Residential Parking Space 住宅停車位	46	5.0 x 2.5	12.5
		Residential Motor Cycle Parking Space 住宅電單車停車位	4	2.4 x 1.0	2.4
		Parking Space for the Disabled Persons 傷健人士停車位	1	5.0 x 3.5	17.5
LG2/F 低層地下2樓		Parking Space for the Disabled Persons 傷健人士停車位	1	5.0 x 3.5	17.5
		Residential Parking Space 住宅停車位	34	5.0 x 2.5	12.5
		Residential Motor Cycle Parking Space 住宅電單車停車位	3	2.4 x 1.0	2.4

SUMMARY OF PRELIMINARY AGREEMENT FOR SALE AND PURCHASE

臨時買賣合約的摘要

- | | |
|---|--|
| <p>(a) A preliminary deposit of 5% is payable on the signing of the preliminary agreement for sale and purchase.</p> <p>(b) The preliminary deposit paid by the purchaser on the signing of that preliminary agreement will be held by a firm of solicitors acting for the Owner, as stakeholders.</p> <p>(c) If the purchaser fails to execute the agreement for sale and purchase within 5 working days after the date on which the purchaser enters into that preliminary agreement -</p> <ul style="list-style-type: none">(i) the preliminary agreement is terminated;(ii) the preliminary deposit is forfeited; and(iii) the Owner does not have any further claim against the purchaser for the failure. | <p>(a) 在簽署臨時買賣合約時須支付款額為5%的臨時訂金。</p> <p>(b) 買方在簽署該臨時合約時支付的臨時訂金，會由代表擁有人行事的律師事務所以保證金保存人的身分持有。</p> <p>(c) 如買方沒有於訂立該臨時合約的日期之後5個工作日內簽立買賣合約 -</p> <ul style="list-style-type: none">(i) 該臨時合約即告終止；(ii) 有關的臨時訂金即予沒收；及(iii) 擁有人不得就買方沒有簽立買賣合約而針對買方提出進一步申索。 |
|---|--|

SUMMARY OF DEED OF MUTUAL COVENANT

公契的摘要

1. Summary of the provisions of the deed of mutual covenant that deal with the common parts of the Development

“Common Areas and Facilities” means the Development Common Areas and Facilities, the Residential Common Areas and Facilities, the Residential Carpark Common Areas and Facilities and the Residential & Residential Carpark Common Areas and Facilities and such other areas and facilities of and in the Land and the Development as are now or may from time to time be designated as Common Areas and Facilities in accordance with the deed of mutual covenant (**“DMC”**) or in any sub-deed of mutual covenant.

“Development Common Areas and Facilities” means and includes:

- (a) cable riser ducts, cable riser duct rooms, check meter cabinet for fire services and sprinkler system, corridors, driveway, emergency vehicular access, emergency genset room, fire services control centre, fire services pump and tank room, fire services pump and tank room and sprinkler pump and tank room, fire services inlet, fuel tank rooms, maintenance platform, master water meter room, low voltage switch rooms, refuse storage and material recovery chamber, the upper part of refuse storage and material recovery chamber, the upper part of emergency genset room, the Loading and Unloading Space (Refuse Collection), owners’ committee/corporation office, pipe duct, planters, cleansing water pump room, transformer rooms, water meter cabinet, such areas and facilities of and in the Land and the Development intended for common use and benefit of the Development as a whole which (in so far as they are capable of being identified) for the purposes of identification only are shown coloured Green on the DMC Plans;
- (b) such other areas and facilities of and in the Land and the Development as may at any time be designated as Development Common Areas and Facilities by the Owners in accordance with the DMC; and
- (c) the common parts specified in Schedule 1 to the Building Management Ordinance of and in the Land and the Development intended for common use and benefit of the Development as a whole

but shall exclude the Residential Common Areas and Facilities, the Residential Carpark Common Areas and Facilities, the Residential & Residential Carpark Common Areas and Facilities, such areas within the Development the exclusive right and privilege to hold, use, occupy and enjoy thereof belongs to any particular Owner and such facilities within the Development serving only any particular Owner.

“Residential Carpark Common Areas and Facilities” means and includes:-

- (a) the whole of the Residential Carpark (except the Residential Car Parking Spaces, the Parking Spaces for the Disabled Persons and the Residential Loading and Unloading Bays) including but not limited to air ducts, corridors, driveway, electrical meter rooms, electrical room, carpark fan rooms, fireman’s lift lobby, lobbies, pipe ducts, ramp, shuttle lift lobbies, staircases, such areas and facilities of and in the Land and the Development intended for the benefit of the Residential Carpark as a whole or otherwise not of any individual Owner which (in so far as they are capable of being identified) for the purposes of identification only are shown coloured Violet on the DMC Plans;
- (b) such other areas and facilities of and in the Land and the Development as may at any time be designated as Residential Carpark Common Areas and Facilities by the Owners in accordance with the DMC; and
- (c) the common parts specified in Schedule 1 to the Building Management Ordinance of and in the Land and the Development intended for the benefit of the Residential Carpark as a whole or otherwise not of any individual Owner

but shall exclude the Development Common Areas and Facilities, the Residential Common Areas and Facilities and the Residential & Residential Carpark Common Areas and Facilities.

“Residential Common Areas and Facilities” means and includes:-

- (a) air-conditioning plant rooms, air-conditioning platforms, acoustic fins, architectural features, cable riser duct, cable riser rooms, care taker areas, cat ladder, the Club House, Communal Access Routes, cover for balcony, cover for utility platform, covered landscape area which are shown Yellow Hatched Black and marked **“COVERED LANDSCAPE AREA”** on the DMC Plans, the Curtain Wall, electric meter rooms, electrical rooms, ELV room, ELV ducts, emergency vehicular access, fireman’s lift lobbies, fire services control room, fire services inlets, fire services pump and tank room, flat roofs (not forming part of any Residential Unit), flushing water pump and tank rooms, FTNS lead in room, gas pipe ducts, glass balustrade of the residential towers, guard house, guard room, hose reels, landscape areas, lifts, lift machine rooms, lift pits, lift shafts, lobbies, metal cladding, non-structural prefabricated walls, outdoor air-conditioning platform, parapet walls, the Parking Spaces for the Disabled Persons, planters, pipe ducts, pipe duct room, potable water pump and tank rooms, potable and flush water booster pump rooms, potable water pump room, refuse storage and material recovery rooms (R.S.&M.R.R.), the Residential Loading and Unloading Bays, shuttle lift lobby, staircases, stone cladding, telecommunications and broadcasting services rooms, water meter cabinets, upper roof, top roof, towngas valve room and such areas and facilities of and in the Land and the Development intended for the benefit of the Residential Accommodation as a whole or otherwise not of any individual Owner which (in so far as they are capable of being identified) for the purposes of identification only are shown coloured Yellow, Yellow Hatched Black, Yellow Stippled Black and Yellow Zigzag Hatched on the DMC Plans;
- (b) such other areas and facilities of and in the Land and the Development as may at any time be designated as Residential Common Areas and Facilities by the Owners in accordance with the DMC; and
- (c) the common parts specified in Schedule 1 to the Building Management Ordinance of and in the Land and the Development intended for the benefit of the Residential Accommodation as a whole or otherwise not of any individual Owner

but shall exclude the Residential Carpark Common Areas and Facilities and the Development Common Areas and Facilities and the Residential & Residential Carpark Common Areas and Facilities.

“Residential & Residential Carpark Common Areas and Facilities” means and includes:-

- (a) corridors, fireman lift lobbies, lavatory, lift shaft, potable and flushing water pump room, shuttle lift lobby, pipe duct, staircases, water meter cabinet and such areas and facilities of and in the Land and the Development intended for the benefit of the Residential Accommodation and the Residential Carpark as a whole or otherwise not of any individual Owner which (in so far as they are capable of being identified) for the purposes of identification only are shown coloured Brown and Brown Stippled Black on the DMC Plans;
- (b) such other areas and facilities of and in the Land and the Development as may at any time be designated as Residential & Residential Carpark Common Areas and Facilities by the Owners in accordance with the DMC; and
- (c) the common parts specified in Schedule 1 to the Building Management Ordinance of and in the Land and the Development intended for the benefit of the Residential Accommodation and the Residential Carpark as a whole or otherwise not of any individual Owner

but shall exclude the Development Common Areas and Facilities, the Residential Common Areas and Facilities, and the Residential Carpark Common Areas and Facilities.

2. The number of undivided shares assigned to each residential property in the development;

SUMMARY OF DEED OF MUTUAL COVENANT

公契的摘要

Please refer to the “Table of Allocation of Undivided Shares / Management Shares” in this section below for the number of undivided shares assigned to each residential property.

3. The term of years for which the manager of the development is appointed

Sino Estates Management Limited will be appointed the manager of the Development initially for a term of 2 years commencing from the date of the DMC and to be continued thereafter unless and until terminated in accordance with the DMC.

4. The basis on which the management expenses are shared among the owners of the residential properties in the development

Each Owner shall contribute to the budgeted management expenses in the following manner:-

- (a) Each Owner of a Unit shall contribute his due proportion of the budgeted management expenses under the first part of the annual budget (being the part of the annual budget in respect of the development common areas and facilities) which proportion shall be equal to the management shares of his Unit (please refer to the “Table of Allocation of Undivided Shares / Management Shares” in this section below for the number of management shares assigned to each residential property) divided by the total management shares of the Development.
- (b) Each Owner of a Residential Unit shall contribute his due proportion of the budgeted management Expenses under the second part of the annual budget (being the part of the annual budget in respect of the residential common areas and facilities) which proportion shall be equal to the management shares of his Residential Unit divided by the total management shares of all Residential Units.
- (c) (i) Each Owner of a Residential Unit shall contribute a fraction of a fair proportion of the budgeted management expenses under the third part of the annual budget (being the part of the annual budget in respect of the residential carpark common areas and facilities), in which the numerator of the said fraction shall be the management shares of his Residential Unit and the denominator shall be the total management shares of all Residential Units and the said fair proportion shall be 8.69%.
- (ii) Each Owner of a Residential Parking Space shall contribute a fraction of a fair proportion of the budgeted management expenses under the third part of the annual budget (being the part of the annual budget in respect of the residential carpark common areas and facilities), in which the numerator of the said fraction shall be the management shares of his Residential Parking Space and the denominator shall be the total management shares all Residential Parking Spaces and all Residential Motor Cycle Parking Spaces and the said fair proportion shall be 89.51%.
- (iii) Each Owner of a Residential Motor Cycle Parking Space shall contribute a fraction of a fair proportion of the budgeted management expenses under the third part of the annual budget (being the part of the annual budget in respect of the residential carpark common areas and facilities), in which the numerator of the said fraction shall be the management shares of his Residential Motor Cycle Parking Space and the denominator shall be the total management shares of all Residential Parking Spaces and all Residential Motor Cycle Parking Spaces and the said fair proportion shall be 1.80%.
- (d) Each Owner of a Residential Unit and each Owner of a Residential Car Parking Space shall contribute to the budgeted management expenses under the fourth part of the annual budget (being the part of the annual budget in respect of the residential & residential carpark common areas and facilities) which proportion shall be equal to the management shares of his Residential Unit and his Residential Car Parking Space divided by the total management shares of all Residential Units and all Residential Car Parking Spaces.

5. The basis on which the management fee deposit is fixed

The amount of management fee deposit shall be a sum equal to 2/12th of the first year’s budgeted management expenses payable in respect of a Unit.

6. The area (if any) in the development retained by the owner for that owner’s own use

Not applicable.

Note:

- (1) For full details, please refer to the draft DMC which is free for inspection during opening hours at the sales office. Full script of the draft DMC is available for inspection upon request and copies of the draft DMC can be obtained upon paying necessary photocopying charges.
- (2) Please refer to the “Relevant Information” section for more details of the DMC provisions that deal with the common parts of the development.

Table of Allocation of Undivided Shares / Management Shares

Tower	Floor	Flat	Undivided Share / Management Share
Tower 1	1/F	A	201
		B	173
		C	72
	2/F-21/F (17 storeys)	A	199 each x 17 = 3,383
		B	171 each x 17 = 2,907
		C	71 each x 17 = 1,207
	22/F	A	314
		C	71
	23/F	A	348
		C	71
	Sub-total:		8,747
Tower	Floor	Flat	Undivided Share / Management Share
Tower 2	1/F	A	176
		B	178
		C	72
	2/F-21/F (17 storeys)	A	174 each x 17 = 2,958
		B	174 each x 17 = 2,958
		C	71 each x 17 = 1,207
	22/F	A	174
		B	174
		C	71
	23/F	A	386
		C	71
	Sub-total:		8,425
Tower	Floor	Flat	Undivided Share / Management Share
Tower 3	1/F	A	197
		B	173
		C	77
	2/F-21/F (17 storeys)	A	194 each x 17 = 3,298
		B	171 each x 17 = 2,907
		C	72 each x 17 = 1,224
	22/F	A	314
		C	72
	23/F	A	348
		C	72
	Sub-total:		8,682

Remark:
Floor nos. 4/F, 13/F and 14/F are omitted.

SUMMARY OF DEED OF MUTUAL COVENANT

公契的摘要

1. 處理發展項目的公用部分的公契條文摘要

「**公用地方及設施**」指發展項目公用地方及設施、住宅公用地方及設施、住宅停車場公用地方及設施、住宅與住宅停車場公用地方及設施，以及該土地及發展項目內根據大廈公共契約（「**公契**」）或任何其他副公契於現在或不時指定為公用地方及設施的其他地方及設施。

「**發展項目公用地方及設施**」指及包括：

- (a) 電纜直立管道、電纜直立管道房、消防和花灑系統檢測錶櫃、走廊、車道、緊急車輛通道、緊急發電機房、消防控制中心、消防泵及水箱房、消防泵及水箱房與花灑泵及水箱房、消防入水掣、燃料缸房、維修平台、總水錶房、低壓電掣房、垃圾及物料回收房、垃圾及物料回收房上方、緊急發電機房上方、上落貨停車位（垃圾收集）、業主委員會/立案法團辦公室、管道、花槽、清洗用水泵房、變壓房、水錶櫃、該土地及發展項目內擬供發展項目整體共用及共享的地方及設施，現於公契圖則以綠色顯示，僅供識別之用（如果該等地方及設施可於公契圖則上識別）；
- (b) 業主根據本公契在任何時候指定為發展項目公用地方及設施的該土地及發展項目其他地方及設施；及
- (c) 《建築物管理條例》附表1訂明該土地及發展項目內擬供發展項目整體共用及共享的公用部分，

但不包括住宅公用地方及設施、住宅停車場公用地方及設施、住宅與住宅停車場公用地方及設施、發展項目內任何特定業主享有專屬權利和特權持有、使用、佔用及享用的地方和發展項目內只服務任何特定業主的設施。

「**住宅停車場公用地方及設施**」指及包括：-

- (a) 整個住宅停車場（住宅車位、傷健人士停車位及住宅上落貨處除外），包括但不限於空氣槽、走廊、車道、電錶房、電力房、停車場風機房、消防員升降機大堂、大堂、管道、斜道、穿梭升降機大堂、樓梯、該土地及發展項目內擬供住宅停車場整體享用或並非供任何個別業主享用的地方及設施，現於公契圖則以紫色顯示，僅供識別之用（如果該等地方及設施可於公契圖則上識別）；
- (b) 業主根據本公契在任何時候指定為住宅停車場公用地方及設施的該土地及發展項目其他地方及設施；及
- (c) 《建築物管理條例》附表1訂明該土地及發展項目內擬供住宅停車場整體享用或並非供任何個別業主享用的公用部分，

但不包括發展項目公用地方及設施、住宅公用地方及設施以及住宅與住宅停車場公用地方及設施。

「**住宅公用地方及設施**」指及包括：-

- (a) 冷氣機機房、冷氣機平台、隔音簷、建築裝飾、電纜直立管道、電纜直立管道房、管理員範圍、豎梯、會所、共用通道、露台頂蓋、工作平台頂蓋、在公契圖則以黃色間黑斜線顯示及標示為「有蓋園景區」的有蓋園景區、幕牆、電錶房、電力房、特低壓電線房、特低壓電線槽、緊急車輛通道、消防員升降機大堂、消防控制室、消防入水掣、消防泵及水箱房、平台（不構成任何住宅單位一部分）、沖廁水泵及水箱房、房內固定電訊網絡服務 (FTNS) 引線、煤氣管道、住宅大廈的玻璃欄杆、警衛房、警衛室、消防喉轆、園景區、升降機、升降機機房、升降機井、升降機槽、大堂、金屬飾面、非結構性預製牆、戶外冷氣機平

台、矮牆、傷健人士停車位、花槽、管道、管道室、食水泵及水箱房、食水及沖廁水升壓泵房、食水泵房、垃圾及物料回收房、住宅上落貨處、穿梭升降機大堂、樓梯、石材飾面、電訊及廣播服務室、水錶櫃、上層天台、頂層天台、煤氣閥室及該土地及發展項目內擬供住宅樓宇整體享用或並非供任何個別業主享用的地方及設施，現於公契圖則以黃色、黃色間黑斜線、黃色加黑點及黃色之字形斜線顯示，僅供識別之用（如果該等地方及設施可於公契圖則上識別）；

- (b) 業主根據本公契在任何時候指定為住宅公用地方及設施的該土地及發展項目其他地方及設施；及
- (c) 《建築物管理條例》附表1訂明該土地及發展項目內擬供住宅樓宇整體享用或並非供任何個別業主享用的公用部分，

但不包括住宅停車場公用地方及設施、發展項目公用地方及設施以及住宅與住宅停車場公用地方及設施。

「**住宅與住宅停車場公用地方及設施**」指及包括：-

- (a) 走廊、消防員升降機大堂、廁所、升降機槽、食水及沖廁水泵房、穿梭升降機大堂、管道、樓梯、水錶櫃及該土地及發展項目內擬供住宅樓宇及住宅停車場整體共享或並非供任何個別業主享用的地方及設施，現於公契圖則以棕色及棕色加黑點顯示，僅供識別（如果該等地方及設施可於公契圖則上識別）；
- (b) 業主根據本公契在任何時候指定為住宅與住宅停車場公用地方及設施的該土地及發展項目其他地方及設施；及
- (c) 《建築物管理條例》附表1訂明該土地及發展項目內擬供住宅樓宇及住宅停車場整體享用或並非供任何個別業主享用的公用部分，

但不包括發展項目公用地方及設施、住宅公用地方及設施以及住宅停車場公用地方及設施。

2. 分配予發展項目每個住宅物業的不分割份數數額

關於分配予發展項目每個住宅物業的不分割份數數額，請參閱本節以下的「不分割份數/管理份數分配表」。

3. 發展項目經理人的委任年期

信和物業管理有限公司將獲委任為發展項目的經理人，任期為兩 (2) 年，由公契的日期開始直至及除非按照公契的條文終止委任為止。

4. 發展項目各住宅物業業主分擔管理開支的基準

每名業主須按下列方式分擔預算管理開支：-

- (a) 每名單位業主須分擔其在年度預算第一部分（即有關發展項目公用地方及設施的年度預算的部分）規定的預算管理開支中的適當比例，該比例相等於其單位的管理份數（關於分配予發展項目每個住宅物業的管理份數數額，請參閱本節以下的「不分割份數/管理份數分配表」）除以發展項目的管理份數總數。
- (b) 每名住宅單位業主須分擔其在年度預算第二部分（即有關住宅公用地方及設施的年度預算的部分）規定的預算管理

SUMMARY OF DEED OF MUTUAL COVENANT

公契的摘要

開支中的適當比例，該比例相等於其住宅單位的管理份數除以所有住宅單位的管理份數總數。

- (c) (i) 每名住宅單位業主須分擔其在年度預算第三部分（即有關住宅停車場公用地方及設施的年度預算的部分）規定的預算管理開支中一個公平比例的分數，該分數的分子是其住宅單位的管理份數，分母則為所有住宅單位的管理份數總數，而所述的公平比例為8.69%。
- (ii) 每名住宅停車位業主須分擔其在年度預算第三部分（即有關住宅停車場公用地方及設施的年度預算的部分）規定的預算管理開支中一個公平比例的分數，該分數的分子是其住宅停車位的管理份數，分母則為所有住宅停車位及所有住宅電單車停車位的管理份數總數，而所述的公平比例為89.51%。
- (iii) 每名住宅電單車停車位業主須分擔其在年度預算第三部分（即有關住宅停車場公用地方及設施的年度預算的部分）規定的預算管理開支中一個公平比例的分數，該分數的分子是其住宅電單車停車位的管理份數，分母則為所有住宅停車位及所有住宅電單車停車位的管理份數總數，而所述的公平比例為1.80%。
- (d) 每名住宅單位業主及每名住宅車位業主須分擔其在年度預算第四部分（即有關住宅與住宅停車場公用地方及設施的年度預算的部分）規定的預算管理開支，分擔之比例相等於其住宅單位及住宅車位的管理份數除以所有住宅單位及所有住宅車位的管理份數總數。

5. 釐定管理費按金的基準

管理費按金的金額相等於每個單位應繳的首年預算管理開支十二分之二。

6. 業主預留自用的發展項目地方（如有）

不適用。

註：

- (1) 請查閱公契擬稿以了解全部詳情。公契擬稿現存於售樓處，在開放時間可供免費查閱。公契擬稿的全文可應要求提供，並可在支付必要的影印費用後取得公契擬稿副本。
- (2) 請參閱「有關資料」一節以了解公契處理發展項目公用部分的條文之詳情。

不分割份數/管理份數分配表

座	樓層	單位	不分割份數/管理份數
第1座	1樓	A	201
		B	173
		C	72
	2樓-21樓 (17層)	A	各 199 x 17 = 3,383
		B	各 171 x 17 = 2,907
		C	各 71 x 17 = 1,207
	22樓	A	314
		C	71
	23樓	A	348
		C	71
	小計：		8,747

座	樓層	單位	不分割份數/管理份數
第2座	1樓	A	176
		B	178
		C	72
	2樓-21樓 (17層)	A	各 174 x 17 = 2,958
		B	各 174 x 17 = 2,958
		C	各 71 x 17 = 1,207
	22樓	A	174
		B	174
		C	71
	23樓	A	386
		C	71
	小計：		8,425

座	樓層	單位	不分割份數/管理份數
第3座	1樓	A	197
		B	173
		C	77
	2樓-21樓 (17層)	A	各 194 x 17 = 3,298
		B	各 171 x 17 = 2,907
		C	各 72 x 17 = 1,224
	22樓	A	314
		C	72
	23樓	A	348
		C	72
	小計：		8,682

備註：
不設4樓、13樓及14樓。

SUMMARY OF LAND GRANT

批地文件的摘要

A. Lot number of the land on which the Development is situated

1. The Development is constructed on The Remaining Portion of Kowloon Inland Lot No. 6035, The Remaining Portion of Kowloon Inland Lot No. 6036, The Remaining Portion of Kowloon Inland Lot No. 6037 and The Remaining Portion of Kowloon Inland Lot No. 6038 (collectively, the “**Lots**”) which is respectively held under the following:-

- (a) In respect of The Remaining Portion of Kowloon Inland Lot No. 6035, the Government lease dated 29 July 1949 as varied, modified or supplemented by a Letter dated 3 October 1958 and registered in the Land Registry by Memorial No. UB283426;
- (b) In respect of The Remaining Portion of Kowloon Inland Lot No. 6036, the Government lease dated 29 July 1949 as varied, modified or supplemented by a Letter dated 3 October 1958 and a Deed of Variation dated 5 November 1970 and registered in the Land Registry by Memorial Nos. UB283426 and UB773079 respectively;
- (c) In respect of The Remaining Portion of Kowloon Inland Lot No. 6037, the Government lease dated 29 July 1949 as varied, modified or supplemented by two Deeds of Variation dated 7 November 1969 and 5 November 1970 and registered in the Land Registry by Memorial Nos. UB702558 and UB773080 respectively;
- (d) In respect of The Remaining Portion of Kowloon Inland Lot No. 6038, the Government lease dated 29 July 1949 as varied, modified or supplemented by a Deed of Variation dated 22 February 1971 and registered in the Land Registry by Memorial No. UB791993,

all as varied or modified by a Consent Letter (the “**Consent Letter**”) dated 6 March 2018 and registered in the Land Registry by Memorial No. 18031601080025 (collectively, the “**Land Grant**”).

B. Term of years

2. The Lots are granted for a term of 75 years commencing from 16 November 1931, renewable for a further term of 75 years.

C. User restrictions applicable to the Lots

3. The Land Grant stipulates that:-

“...And that the said Lessee or any other person or persons shall not nor will during the continuance of this demise use exercise or follow in or upon the demised premises or any part thereof the trade or business of a Brazier Slaughterman Soap-maker Sugar-baker Fellmonger Melter of tallow Oilman Butcher Distiller Victualler or Tavern-keeper Blacksmith Nightman Scavenger or any other noisy noisome or offensive trade or business whatever without the previous licence of His said Majesty signified in writing by the Governor or other person duly authorized in that behalf...”

4. Condition No. (2) of the third schedule to the Consent Letter stipulates that:-

“Subject to the terms and conditions herein contained and the covenants and conditions contained in the Leases, the Site or any part thereof or any building or part of any building erected or to be erected thereon shall not be used for any purpose other than for private residential purposes together with the Connection Corridor referred to in Condition No. (18) (a)(i) hereof and the Adjoining Site Facilities referred to in Condition No. (18)(a)(ii) hereof and in particular, any residential units in the building or buildings erected or to be erected on the Site shall not be used for any purpose other than for private residential purposes.”

5. Condition No. (5) of the third schedule to the Consent Letter stipulates that:-

“Except with the prior written consent of the Director, no building or structure or support for any building or structure shall be erected, constructed or placed on, over, under, above, below or within the area shown hatched black on the plan marked “PLAN B” annexed hereto (hereinafter referred to as “Non-building Area”) except:-

- (a) boundary walls or fences or both;
- (b) a basement floor or floors under the ground level of the Non-building Area; and
- (c) any access road, ramp or other structure on the ground level of the Non-building Area, which is necessary for the right of ingress to or egress from the Site between the points X and Y through Z referred to in Condition No. (26) hereof, as may be approved by the Director.

For the purpose of this Condition, the decision of the Director as to what constitutes the ground level of the Non-building Area and what constitutes access road, ramp or other structure, and as to whether any access road, ramp or other structure is necessary for the right of ingress to or egress from the Site between the points X and Y through Z referred to in Condition No. (26) hereof, shall be final and binding on you.”

D. Facilities that are required to be constructed and provided for the Government, or for public use

Not applicable.

E. Grantee’s obligation to lay, form or landscape any areas, or to construct or maintain any structures or facilities, within or outside the Lots

6. Condition No. (7) of the third schedule to the Consent Letter stipulates that:-

“(a) You may erect, construct and provide within the Site such recreational facilities and facilities ancillary thereto (hereinafter referred to as “the Facilities”) as may be approved in writing by the Director. The type, size, design, height and disposition of the Facilities shall also be subject to the prior written approval of the Director.

(b) For the purpose of calculating the total gross floor area stipulated in Condition No. (3)(c)(i) hereof, any part of the Facilities provided within the Site in accordance with sub-clause (a) of this Condition which are for the common use and benefit of the residents of the residential block or blocks erected or to be erected on the Site and their bona fide visitors shall not be taken into account. The remaining part of the Facilities which, in the opinion of the Director, are not for such use shall be taken into account for such calculation.

(c) In the event that any part of the Facilities is exempted from the gross floor area calculation pursuant to sub-clause (b) of this Condition (hereinafter referred to as “the Exempted Facilities”):

- (i) the Exempted Facilities shall be designated as and form part of the Common Areas referred to in Condition No. (13)(a)(v) hereof;
- (ii) you shall at your own expense maintain the Exempted Facilities in good and substantial repair and condition and shall operate the Exempted Facilities to the satisfaction of the Director; and
- (iii) the Exempted Facilities shall only be used by the residents of the residential block or blocks erected or to be erected on the Site and their bona fide visitors and by no other person or persons.”

SUMMARY OF LAND GRANT

批地文件的摘要

7. Condition No. (8) of the third schedule to the Consent Letter stipulates that:-

“You shall at your own expense landscape and plant with trees and shrubs any portion of the Site and podium (if any) not built upon and thereafter maintain and keep the same in a safe, clean, neat, tidy and healthy condition all to the satisfaction of the Director.”

8. Condition No. (15) of the third schedule to the Consent Letter stipulates that:-

“(a) (i) 124 spaces or such other number of spaces as may be approved by the Director shall be provided within the Site to the satisfaction of the Director for the parking of motor vehicles licensed under the Road Traffic Ordinance, any regulations made thereunder and any amending legislation, and belonging to the residents of the building or buildings erected or to be erected on the Site and their bona fide guests, visitors or invitees (hereinafter referred to as “the Residential Parking Spaces”).

(ii) Each of the Residential Parking Spaces shall measure 2.5 metres in width and 5.0 metres in length with a minimum headroom of 2.4 metres.

(b) (i) 13 spaces or such other number of spaces as may be approved by the Director shall be provided within the Site to the satisfaction of the Director for the parking of motor cycles licensed under the Road Traffic Ordinance, any regulations made thereunder and any amending legislation, and belonging to the residents of the building or buildings erected or to be erected on the Site and their bona fide guests, visitors or invitees (hereinafter referred to as “the Motor Cycle Parking Spaces”).

(ii) Each of the Motor Cycle Parking Spaces shall measure 1.0 metre in width and 2.4 metres in length with a minimum headroom of 2.4 metres or such other minimum headroom as may be approved by the Director.

(c) (i) 2 spaces or such other number of spaces as may be approved by the Director shall be provided within the Site to the satisfaction of the Director for the parking of motor vehicles by disabled persons as defined in the Road Traffic Ordinance, any regulations made thereunder and any amending legislation, and belonging to the residents of the building or buildings erected or to be erected on the Site and their bona fide guests, visitors or invitees (hereinafter referred to as “the Parking Spaces for the Disabled Persons”).

(ii) The dimension of each of the Parking Spaces for the Disabled Persons shall be as the Building Authority may require and approve.

(d) The spaces provided under sub-clauses (a), (b) and (c) of this Condition shall not be used for any purpose other than those respectively stipulated therein and in particular the said spaces shall not be used for the storage, display or exhibiting of motor vehicles for sale or otherwise or for the provision of car cleaning and beauty services.”

9. Condition No. (16) of the third schedule to the Consent Letter stipulates that:-

“(a) (i) 3 spaces or such other number of spaces as may be approved by the Director shall be provided within the Site to the satisfaction of the Director for the loading and unloading of goods vehicles in connection with the building or buildings erected or to be erected on the Site, and each of such spaces shall be located adjacent to or within each block of residential units erected or to be erected on the Site.

(ii) Each of the spaces provided under sub-clause (a)(i) of this Condition shall measure 3.5 metres in width and 11.0 metres in length with a minimum headroom of 4.7 metres. Such spaces shall not be used for any purpose other than for the purpose as stipulated in sub-clause (a)(i) of this Condition.

(b) (i) 1 space or such other number of spaces as may be approved by the Director shall be provided within the Site to the satisfaction of the Director for the loading and unloading of refuse collection vehicle in connection with the building or buildings erected or to be erected on the Site and the Adjoining Site referred to in Condition No. (17)(a)(i) hereof.

(ii) Each space provided under sub-clause (b)(i) of this Condition shall measure 5.0 metres in width and 12.0 metres in length with a minimum headroom of 4.5 metres. Such space or spaces shall not be used for any purpose other than for the purpose as stipulated in sub-clause (b)(i) of this Condition.”

10. Condition No. (17) of the third schedule to the Consent Letter stipulates that:-

“(a) (i) 11 spaces or such other number of spaces as may be approved by the Director shall be provided within the Site to the satisfaction of the Director for the parking of motor vehicles licensed under the Road Traffic Ordinance, any regulations made thereunder and any amending legislation, and belonging to the lessee (hereinafter referred to as “the Lessee”) under the Lease of the piece or parcel of ground known and registered in the Land Registry as Kowloon Inland Lot No. 6005 (hereinafter referred to as “the Adjoining Site”) and his bona fide guests, visitors or invitees to the Adjoining Site.

(ii) Each of the spaces provided under sub-clause (a)(i) of this Condition shall measure 2.5 metres in width and 5.0 metres in length with a minimum headroom of 2.4 metres.

(b) (i) 1 space or such other number of spaces as may be approved by the Director shall be provided within the Site to the satisfaction of the Director for the parking of light bus licensed under the Road Traffic Ordinance, any regulations made thereunder and any amending legislation, and belonging to the Lessee of the Adjoining Site and his bona fide guests, visitors or invitees to the Adjoining Site.

(ii) Each space provided under sub-clause (b)(i) of this Condition shall measure 3.0 metres in width and 8.0 metres in length with a minimum headroom of 3.3 metres.

(c) The parking spaces provided under sub-clauses (a) and (b) of this Condition (hereinafter collectively referred to as “the Adjoining Site Parking Spaces”) shall not be used for any purpose other than those respectively stipulated therein and in particular the Adjoining Site Parking Spaces shall not be used for the storage, display or exhibiting of motor vehicles for sale or otherwise or for the provision of car cleaning and beauty services.”

11. Condition No. (18) of the third schedule to the Consent Letter stipulates that:-

“(a) You shall at your own expense and in all respects to the satisfaction of the Director provide, construct and maintain within the Site:

(i) a connection corridor for the purpose of providing access to and from the Adjoining Site or any part or parts thereof in relation to the use of the Adjoining Site Parking Spaces and the Adjoining Site Facilities referred to in sub-clause (a)(ii) of this Condition and for the purpose of emergency escape for the Adjoining Site through the Site as may be required or approved by the Director (herein referred to as “the Connection Corridor”); and

SUMMARY OF LAND GRANT

批地文件的摘要

- (ii) all the areas and facilities exclusively serving the Adjoining Site, including but not limited to accommodation for refuse collection, storage and disposal, and accommodation for fire preventing and fire fighting (comprising sprinkler tanks, fire services tanks and pump rooms), and such other areas and spaces as may be required or approved by the Director (herein collectively referred to as “the Adjoining Site Facilities”) for the exclusive use by the Lessee of the Adjoining Site for such purpose or purposes as may be approved in writing by the Director.

- (b) For the purpose of sub-clauses (a)(i) and (a)(ii) of this Condition, the decision of the Director as to what constitutes:

- (i) connection corridor;
- (ii) emergency escape;
- (iii) areas and facilities exclusively serving the Adjoining Site;
- (iv) accommodation for refuse collection, storage and disposal;
- (v) accommodation for fire preventing and fire fighting; and
- (vi) other areas and spaces

shall be final and binding on you.

- (c) The Connection Corridor and the Adjoining Site Facilities shall not be used for any purpose other than for such purpose or purposes as may be approved in writing by the Director in accordance with sub-clauses (a)(i) and (a)(ii) of this Condition respectively.”

12. Condition No. (28) of the third schedule to the Consent Letter stipulates that:-

- “(a) Where there is or has been any cutting away, removal or setting back of any land, or any building-up or, filling-in, or any slope treatment works of any kind whatsoever, whether with or without the prior written consent of the Director, either within the Site or on any Government land, which is or was done for the purpose of or in connection with the formation, levelling or redevelopment of the Site or any part thereof or any other works required to be done by you under the terms and conditions herein contained or under the covenants and conditions contained in the Leases, or for any other purpose, you shall at your own expense carry out and construct such slope treatment works, retaining walls or other support, protection, drainage or ancillary or other works as shall or may then or at any time thereafter be necessary to protect and support such land within the Site and also any adjacent or adjoining Government or leased land and to obviate and prevent any falling away, landslip or subsidence occurring thereafter. You shall at all times during the term granted under the Leases maintain at your own expense the said land, slope treatment works, retaining walls or other support, protection, drainage or ancillary or other works in good and substantial repair and condition to the satisfaction of the Director.

- (b) Nothing in sub-clause (a) of this Condition shall prejudice the Government’s rights under the terms and conditions herein contained, in particular Condition No. (27) hereof, or under the covenants and conditions contained in the Leases.

- (c) In the event that as a result of or arising out of any formation, levelling, redevelopment or other works done by you or owing to any other reason, any falling away, landslip or subsidence occurs at any time, whether in or from any land, within the Site or from any adjacent or adjoining Government or leased land, you shall at your own expense reinstate and make good the same to the satisfaction of the Director and shall indemnify the Government, its agents and contractors from and against all costs, charges, damages, demands

and claims whatsoever which shall or may be made, suffered or incurred through or by reason of such falling away, landslip or subsidence.

- (d) In addition to any other rights or remedies herein provided for breach of any of the terms and conditions herein contained and of any of the covenants and conditions contained in the Leases, the Director shall be entitled by notice in writing to call upon you to carry out, construct and maintain the said land, slope treatment works, retaining walls, or other support, protection, and drainage or ancillary or other works or to reinstate and make good any falling away, landslip or subsidence, and if you shall neglect or fail to comply with the notice to the satisfaction of the Director within the period specified therein, the Director may forthwith execute and carry out any necessary works and you shall on demand repay to the Government the cost thereof, together with any administrative and professional fees and charges.”

13. Condition No. (30) of the third schedule to the Consent Letter stipulates that:-

“Where prestressed ground anchors have been installed, upon redevelopment of the Site or any part thereof, you shall at your own expense carry out regular maintenance and regular monitoring of the prestressed ground anchors throughout their service life to the satisfaction of the Director and shall supply to the Director such reports and information on all such monitoring works as the Director may from time to time in his absolute discretion require. If you shall neglect or fail to carry out the required monitoring works, the Director may forthwith execute and carry out the monitoring works and you shall on demand repay to the Government the cost thereof.”

14. Condition No. (33) of the third schedule to the Consent Letter stipulates that:-

- “(a) You shall construct and maintain at your own expense and to the satisfaction of the Director such drains and channels, whether within the boundaries of the Site or on Government land, as the Director may consider necessary to intercept and convey into the nearest stream-course, catchpit, channel or Government storm-water drain all storm-water or rain-water falling or flowing on to the Site, and you shall be solely liable for and shall indemnify the Government and its officers from and against all actions, claims and demands arising out of any damage or nuisance caused by such storm-water or rain-water.

- (b) The works of connecting any drains and sewers from the Site to the Government storm-water drains and sewers, when laid and commissioned, may be carried out by the Director who shall not be liable to you for any loss or damage thereby occasioned and you shall pay to the Government on demand the cost of such connection works. Alternatively, the said connection works may be carried out by you at your own expense to the satisfaction of the Director and in such case any section of the said connection works which is constructed within Government land shall be maintained by you at your own cost and upon demand be handed over by you to the Government for future maintenance thereof at the expense of the Government and you shall pay to the Government on demand the cost of the technical audit in respect of the said connection works. The Director may, upon your failure to maintain any section of the said connection works which is constructed within Government land, carry out such maintenance works as he considers necessary and you shall pay to the Government on demand the cost of such works.”

15. Condition No. (34) of the third schedule to the Consent Letter stipulates that:-

“You shall at your own expense implement the sewerage mitigation measures and the sewerage upgrading and sewage connection works identified or contained in the sewerage impact assessment (hereinafter referred to as “SIA”) approved by the Director of Environmental Protection (and which was referred to in the letter issued by the Planning

SUMMARY OF LAND GRANT

批地文件的摘要

Department on the 29th day of December 2011), or such other SIA as may be approved by the Director of Environmental Protection, in all respects to the satisfaction of the Director of Drainage Services and within such time limit as may be prescribed or stipulated by him.”

F. Lease conditions that are onerous to a purchaser

16. Condition No. (19) of the third schedule to the Consent Letter stipulates that:-

“(a) You shall permit the Lessee, and the Lessee’s bona fide guests, visitors or invitees to the Adjoining Site, to have free and uninterrupted access to, from and through such part or parts of the Site or any building or buildings erected or to be erected on the Site for the purpose of gaining access to and from the Adjoining Site or any part or parts thereof in relation to the use of the Connection Corridor, the Adjoining Site Parking Spaces and the Adjoining Site Facilities (the Connection Corridor, the Adjoining Site Parking Spaces and the Adjoining Site Facilities are hereinafter collectively referred to as “the Adjoining Site Spaces and Facilities”) and for the purpose of emergency escape through the Site as may be required or approved by the Director.

(b) It is hereby expressly agreed, declared and provided that by imposing the obligation on your part contained in sub-clause (a) of this Condition neither you intend to dedicate nor the Government consents to any dedication of the Adjoining Site Spaces and Facilities or any part or parts thereof or any part or parts of the Site to the public for the right of passage.

(c) It is expressly agreed and declared that the obligation on your part contained in sub-clause (a) of this Condition will give rise to no expectation of, or claim for or in respect of, any concession or right in respect of additional site coverage or plot ratio whether under Regulation 22(1) of the Building (Planning) Regulations, any amendment thereto, substitution therefor, or otherwise and for the avoidance of doubt you expressly waive any and all claims in respect of or for any concession in respect of, or right to, additional site coverage or plot ratio under Regulation 22(1) of the Building (Planning) Regulations, any amendment thereto or substitution therefor.”

17. Condition No. (21) of the third schedule to the Consent Letter stipulates that:-

“(a) Notwithstanding that the terms and conditions herein contained shall have been observed and complied with to the satisfaction of the Director, the Residential Parking Spaces and the Motor Cycle Parking Spaces shall not be:

(i) assigned except

(I) together with undivided shares in the Site giving the right of exclusive use and possession of a residential unit or units in the building or buildings erected or to be erected on the Site; or

(II) to a person who is already the owner of undivided shares in the Site with the right of exclusive use and possession of a residential unit or units in the building or buildings erected or to be erected on the Site; or

(ii) underlet except to residents of the residential units in the building or buildings erected or to be erected on the Site,

Provided that in any event not more than three in number of the total of the Residential Parking Spaces and the Motor Cycle Parking Spaces shall be assigned to the owner or underlet to the resident of any one residential unit in the building or buildings erected or to be erected on the Site.

(b) Notwithstanding sub-clause (a) of this Condition, you may, with the prior written consent of the Director, assign all the Residential Parking Spaces and the Motor Cycle Parking Spaces as a whole, but only to a wholly-owned subsidiary company of CLP Holdings Limited.

(c) Sub-clause (a) of this Condition shall not apply to an assignment, underletting, mortgage or charge of the Site as a whole.”

18. Condition No. (22) of the third schedule to the Consent Letter stipulates that:-

“(a) You shall not, throughout the term granted under the Leases, assign, mortgage or charge (except mortgage or charge of the Site as a whole for the purpose of the development of the Site in accordance with the terms and conditions herein contained by way of a building mortgage under Condition No. (12)(d) hereof), or underlet, part with the possession of or otherwise dispose of the Adjoining Site Spaces and Facilities or any part or parts thereof or any interest therein (whether by way of direct or indirect reservation, the grant of any right of first refusal, option or power of attorney, or any other method, arrangement or document of any description, or whether by any means similar to those referred to in Condition No. (12)(b) hereof whereby the Adjoining Site Spaces and Facilities or any part or parts thereof or any interest therein are or may be sold, assigned, mortgaged, charged, underlet or otherwise disposed of or affected) or enter into any agreement so to do.

(b) Notwithstanding sub-clause (a) of this Condition, at any time after compliance with the terms and conditions herein contained in all respects to the satisfaction of the Director, you may, with the prior written approval of the Director and in conformity with any terms and conditions imposed by him (including the payment of any administrative fee and premium as he may require), assign the Adjoining Site Spaces and Facilities as a whole, but only to the Lessee of the Adjoining Site. For the avoidance of doubt, the Director shall have the sole discretion in deciding whether to give or refuse any approval, and the Director’s decision shall be final and binding on you.

(c) Notwithstanding sub-clause (a) of this Condition, the Adjoining Site Parking Spaces may, in accordance with the terms and conditions contained herein, be made available to the bona fide guests, visitors or invitees to the Adjoining Site for short-term parking on hourly basis or on such other basis as may be approved in writing by the Director, provided that you shall not make available the Adjoining Site Parking Spaces or any part or parts thereof for short-term parking under this sub-clause (c) until after the issue by the Building Authority of an occupation permit or a temporary occupation permit under the Buildings Ordinance, any regulations made thereunder and any amending legislation, covering the whole of the Adjoining Site Spaces and Facilities.”

19. Condition No. (39) of the third schedule to the Consent Letter stipulates that:-

“No grave or columbarium shall be erected or made on the Site, nor shall any human remains or animal remains whether in earthenware jars, cinerary urns or otherwise be interred therein or deposited thereon.”

Notes: 1. The expression “Grantee” as mentioned in this section means the “Lessee” under the Land Grant and where the context so admits or requires includes his executors, administrators and assigns and in case of a corporation its successors and assigns.

2. Please refer to the Land Grant for full details. A copy of the Land Grant is available for inspection free of charge during opening hours at the sales office upon request and copies will be provided on payment of photocopying charges.

SUMMARY OF LAND GRANT

批地文件的摘要

A. 發展項目所位於的土地的地段編號

1. 發展項目興建於九龍內地段6035 號餘段、九龍內地段6036號餘段、九龍內地段6037 號餘段及九龍內地段6038 號餘段（合稱「該等地段」），其分別按以下政府租契被持有：
- (a) 就九龍內地段6035號餘段而言，指日期為1949年7月29日的政府租契，其根據日期為1958年10月3日的文書（於土地註冊處以註冊摘要編號UB283426註冊）予以更改、修改或補充；
- (b) 就九龍內地段6036號餘段而言，指日期為1949年7月29日的政府租契，其根據日期為1958年10月3日的文書和日期為1970年11月5日的契據修訂書（於土地註冊處分別以註冊摘要編號UB283426和UB773079註冊）予以更改、修改或補充；
- (c) 就九龍內地段6037號餘段而言，指日期為1949年7月29日的政府租契，其根據日期為1969年11月7日和日期為1970年11月5日的兩項契據修訂書（於土地註冊處分別以註冊摘要編號UB702558和UB773080註冊）予以更改、修改或補充；
- (d) 就九龍內地段6038號餘段而言，指日期為1949年7月29日的政府租契，其根據日期為1971年2月22日的契據修訂書（於土地註冊處以註冊摘要編號UB791993註冊）予以更改、修改或補充；

以上各項均已經以日期為2018年3月6日的同意書（「同意書」）（於土地註冊處以註冊摘要編號18031601080025註冊）更改或修改（合稱「批地文件」）。

B. 年期

2. 該等地段的批地年期是從1931年11月16日起計75年，可續展另一個75年期限。

C. 適用於該等地段的用途限制

3. 批地文件規定：

「……未經港督或妥為獲得授權行事的其他人以書面方式表示英皇陛下已經許可前，該承租人或任何其他一人或多人不得亦不會在本批租存續期間內使用、行使或接續於批租的處所或其任何部分從事或經營銅工、屠宰商、肥皂製造商、製糖商、獸皮商、溶脂商、油料商、售肉商、釀酒商、食物供應商或旅館店主、鐵匠、掏糞工、垃圾清理者或任何其他發出噪音或惡臭或令人厭惡的行業或業務……」

4. 同意書第三附表的第 (2) 號條件規定：

「除本文件所載條款及條件和租契所載契諾及條件另有規定外，場地或其任何部分或已經或將會建於其上的任何建築物或任何建築物的部分，均不得用於除私人住宅用途連同本文件第 (18)(a)(i) 號條件所述的連廊和本文件第 (18)(a)(ii) 號條件所述的毗連場地設施以外的任何其他用途，尤其是，已經或將會建於場地上的一幢或多幢建築物內的任何住宅單位不得用於除私人住宅用途以外的任何其他用途。」

5. 同意書第三附表的第 (5) 號條件規定：

「除得到署長事先書面同意外，不得在附於本文件標明為「圖則B」的圖則上以黑斜線顯示的範圍（下稱「非建築範圍」）之上、之下或之內建立、興建或放置任何建築物或構築物，或任何建築物或構築物的支撐物，但以下各項除外：

- (a) 圍牆或圍欄或兩者；
- (b) 在非建築範圍地面之下的一層或多層地庫；及
- (c) 經署長批准的非建築範圍地面上任何通路、斜道或其他構築物，其乃本文件第 (26) 號條件所述X與Y點之間通過Z的場地進出權所必需者。

就本條件而言，署長對於甚麼構成非建築範圍的地面，甚麼構成通路、斜道或其他構築物，以及任何通路、斜道或其他構築物是否本文件第 (26) 號條件所述X與Y點之間通過Z的場地進出權屬必需而作出的決定，均是最終的並對貴方有約束力。」

D. 按規定須興建並提供予政府或供公眾使用的設施

不適用。

E. 有關承批人在該等地段內外鋪設、塑造或綠化任何範圍，或興建或維持任何構築物或設施的責任

6. 同意書第三附表的第 (7) 號條件規定：

「(a) 貴方可於場地內建立、興建及提供署長以書面方式批准的康樂設施及其附帶設施（下稱「設施」）。設施的種類、大小、設計、高度及佈局亦須事先取得署長書面批准。

(b) 就計算本文件第 (3)(c)(i) 號條件規定的總建築面積而言，如根據本條件 (a) 款在場地內提供的設施之任何部分是提供予已經或將會建於場地上的一幢或多幢住宅樓宇的各個住戶及其真正訪客共同使用及享用的，該部分不計算在內。署長認為並非作此用途的設施其餘部分須計算在內。

(c) 如設施的任何部分根據本條件 (b) 款在計算建築面積時獲得豁免（下稱「獲豁免設施」）：

- (i) 獲豁免設施須指定為並構成本文件第 (13)(a)(v) 號條件所指的公用地方的一部分；
- (ii) 貴方須自費將獲豁免設施保持修葺良好堅固和狀況良好並且運作獲豁免設施，以達至署長滿意程度；及
- (iii) 獲豁免設施僅供已經或將會建於場地上的一幢或多幢住宅樓宇的住戶及其真正訪客使用，不得供任何其他人士使用。」

7. 同意書第三附表的第 (8) 號條件規定：

「貴方須自費在沒有建築的任何場地及平台（如有）部分提供園景和種植樹木及灌木，其後對之保養和維持於安全、清潔、井然、整齊及健康的狀況，以在各方面達至署長滿意程度。」

SUMMARY OF LAND GRANT

批地文件的摘要

8. 同意書第三附表的第 (15) 號條件規定：

- 「(a) (i) 須在場地之內提供124個或署長批准的其他數目用以停泊《道路交通條例》、根據該條例制定的任何規例及任何修訂立法之下獲發牌的並且屬於已經或將會建於場地上的一幢或多幢建築物的住戶及其真正客人、訪客或受邀人的汽車之車位（下稱「住宅停車位」），以達至署長滿意程度。
- (ii) 每一住宅停車位的尺寸為2.5米闊，5.0米長，淨高最少2.4米。
- (b) (i) 須在場地之內提供13個或署長批准的其他數目用以停泊《道路交通條例》、根據該條例制定的任何規例及任何修訂立法之下獲發牌的並且屬於已經或將會建於場地上的一幢或多幢建築物的住戶及其真正客人、訪客或受邀人的電單車之車位（下稱「電單車停車位」），以達至署長滿意程度。
- (ii) 每一電單車停車位的尺寸為1.0米闊，2.4米長，淨高最少2.4米或署長批准的其他最少淨高。
- (c) (i) 須在場地之內提供2個或署長批准的其他數目用以停泊《道路交通條例》、根據該條例制定的任何規例及任何修訂立法之下定義的傷殘人士的並且屬於已經或將會建於場地上的一幢或多幢建築物的住戶及其真正客人、訪客或受邀人的汽車之車位（下稱「傷健人士停車位」），以達至署長滿意程度。
- (ii) 每一傷健人士停車位須符合建築事務監督要求及批准的尺寸。
- (d) 根據本條件 (a)、(b) 及 (c) 款提供的車位不得用於除上述條款分別訂明的用途以外的任何其他用途，尤其是所述車位不得用於儲存、展示或展覽汽車以供出售或其他用途或用於提供車輛清潔及美化服務。」

9. 同意書第三附表的第 (16) 號條件規定：

- 「(a) (i) 須在場地之內提供3個或署長批准的其他數目以供貨車就已經或將會建於場地上的一幢或多幢建築物進行上落貨之用的車位，以達至署長滿意程度，而每一該等車位須位於已經或將會建於場地上的每幢住宅單位大廈毗鄰或之內。
- (ii) 根據本條件 (a)(i) 款提供的每一車位的尺寸為3.5米闊，11米長，淨高最少4.7米。該等車位不得用於除本條件 (a)(i) 款訂明的用途以外的任何其他用途。
- (b) (i) 須在場地之內提供1個或署長批准的其他數目以供垃圾車就已經或將會建於場地上的一幢或多幢建築物及本文件第 (17)(a)(i) 號條件所述的毗鄰場地進行起卸之車位，以達至署長滿意程度。
- (ii) 根據本條件 (b)(i) 款提供的每一車位的尺寸為5.0米闊，12.0米長，淨高最少4.5米。該一個或多個車位不得用於除本條件 (b)(i) 款訂明的用途以外的任何其他用途。」

10. 同意書第三附表的第 (17) 號條件規定：

- 「(a) (i) 須在場地之內提供11個或署長批准的其他數目用以停泊《道路交通條例》、根據該條例制定的任何規例及任何修訂立法之下獲發牌的並且屬於稱為及在土地註冊處註冊為九龍內地段6005號的該片或該幅土地（下稱「毗鄰場地」）租契的承租人（下稱「承租人」）及其真正客人、訪客或受邀人的汽車之車位，以達至署長滿意程度。
- (ii) 根據本條件 (a)(i) 款提供的每一車位的尺寸為2.5米闊，5.0米長，淨高最少2.4米。
- (b) (i) 須在場地之內提供1個或署長批准的其他數目用以停泊《道路交通條例》、根據該條例制定的任何規例及任何修訂立法之下獲發牌的並且屬於毗鄰場地的承租人及其到訪毗鄰場地的真正客人、訪客或受邀人的小巴之車位，以達至署長滿意程度。
- (ii) 根據本條件 (b)(i) 款提供的每一車位的尺寸為3.0米闊，8.0米長，淨高最少3.3米。
- (c) 根據本條件 (a) 及 (b) 款提供的車位（以下合稱「毗鄰場地停車位」）不得用於除上述條款分別訂明的用途以外的任何其他用途，尤其是毗鄰場地停車位不得用於儲存、展示或展覽汽車以供出售或其他用途或用於提供車輛清潔及美化服務。」

11. 同意書第三附表的第 (18) 號條件規定：

- 「(a) 貴方須自費並在所有方面達至署長滿意程度的情況下在場地內提供、興建和維持：
- (i) 經由署長要求或批准一條連廊，以就使用毗鄰場地停車位及本條件 (a)(ii) 款所述的毗鄰場地設施而為進出毗鄰場地或其任何一個或多個部分提供通道，以及用於通過場地的毗鄰場地緊急逃生（下稱「連廊」）；
- (ii) 專門服務於毗鄰場地的所有範圍和設施，包括但不限於容納垃圾收集、存放及棄置的地方、容納防火及救火設備（包含灑水器水箱、消防水箱及泵房）的地方，以及經由署長要求或批准的其他範圍及空間（以下合稱「毗鄰場地設施」），以供毗鄰場地的承租人獨家用於署長以書面方式批准之一個或多個用途。
- (b) 就本條件 (a)(i) 及 (a)(ii) 款而言，署長就甚麼構成以下各項而作出的決定：
- (i) 連廊；
- (ii) 緊急逃生；
- (iii) 專門服務於毗鄰場地的範圍和設施；
- (iv) 容納垃圾收集、存放及棄置的地方；
- (v) 容納防火及救火設備的地方；及
- (vi) 其他範圍及空間，
- 均是最終的並對貴方有約束力。

SUMMARY OF LAND GRANT

批地文件的摘要

- (c) 連廊和毗鄰場地設施不得用於除分別按照本條件 (a)(i) 及 (a)(ii) 款經由署長以書面方式批准的一個或多個用途以外的任何其他用途。」

12. 同意書第三附表的第 (28) 號條件規定：

- 「(a) 如果存在或已經有任何土地被分割、清除或退讓，或存在或已經有任何堆積或堆填或任何類型的斜坡處理工程，不論有否經署長事先書面同意，亦不論是在場地內或任何政府土地內，旨在或關於構建、平整或重新發展場地或其任何部分，或貴方按本文件所載條款及條件或租契所載契諾及條件而須進行的任何其他工程，或作任何其他用途，貴方須自費進行與建設為了保護與承托場地內該土地和任何毗連或毗鄰政府土地或已出租土地，以及為了避免與防止其後發生任何塌方、山泥傾瀉或地陷而屬於或其後任何時間可能成為必要的斜坡處理工程、護土牆或其他承托物、保護物、排水或輔助工程或其他工程。在租契下授予的期限內的一切時候，貴方須自費保養該土地、斜坡處理工程、護土牆或其他承托物、保護物、排水或輔助工程或其他工程處於修葺良好堅固和狀況良好的狀態，以達至署長滿意程度。」

- (b) 本條件 (a) 款的任何規定無損於政府在本文件所載條款及條件下的權利，尤其是本文件第 (27) 號條件或租契所載契諾及條件下的權利。

- (c) 若因任何構建、平整、重新發展或因貴方進行的其他工程或任何其他原因而在任何時候導致或引起任何塌方、山泥傾瀉或地陷，不論發生在或來自場地內的任何土地或任何毗連或毗鄰政府土地或已出租土地，貴方須自費作出補救及使之恢復原狀以達至署長滿意程度，並對上述塌方、山泥傾瀉或地陷造成政府和其代理人及承辦商承受、遭受或產生一切費用、收費、損害賠償、要求及索償作出彌償。

- (d) 除了本文件所載任何條款及條件和租契所載任何契諾及條件遭違反因而有的在本文件中規定的任何其他權利或補救方法外，署長還有權發出書面通知要求貴方進行、修建及保養該土地、斜坡處理工程、護土牆或其他承托物、保護物及排水或輔助工程或其他工程，或將任何塌方、山泥傾瀉或地陷情況恢復原狀及作出補救。如貴方忽略或未能在該通知指定的期間內遵從該通知的要求以達至署長滿意程度，署長可立即執行與進行任何必要工程，而貴方須在被要求時補償政府因此產生的費用連同任何行政費與專業費用及收費。」

13. 同意書第三附表的第 (30) 號條件規定：

- 「如果在重新發展場地或其中任何部分時已安裝預應力地樁，貴方須自費在預應力地樁的服務年限期間定期保養與檢查預應力地樁，以達至署長滿意程度，並在署長不時按其絕對酌情權要求時提供上述檢驗工程的報告和資料給署長。如果貴方忽略或未能進行所需的檢驗工程，署長可立即執行與進行上述檢驗工程，貴方須在被要求時補償政府因此產生的費用。」

14. 同意書第三附表的第 (33) 號條件規定：

- 「(a) 貴方須自費建造及保養按署長認為為了將落在或流到場地上的所有暴雨或雨水截取並引導至最接近的河道、集水井、渠道或政府雨水渠而屬必要的排水渠及渠道，不論其在場地邊界內或在政府土地內，以達至署長滿意程度，而貴方須對上述暴雨或雨水導致的任何損壞或滋擾所產生的一切訴訟、索償及要求負全責並向政府及其官員作出彌償。」

- (b) 從場地連接任何排水渠和污水渠至政府雨水渠及污水渠（如已建及試用）的工程可由署長進行，但署長無須就因此產生的任何損失或損害對貴方負責，貴方須在被要求時向政府支付上述連接工程的費用。另一個選擇是，該等連接工程可由貴方自費進行，以達至署長滿意程度。在此情況下，上述連接工程的任何一段若在政府土地內修建，必須由貴方承擔費用予以保養，直至被要求時由貴方移交給政府，由政府出資負責將來的保養。貴方須在被要求時向政府支付有關上述連接工程技術審核的費用。若貴方未能保養上述連接工程在政府土地內修建的任何一段，署長可進行其認為必要的維修工程，貴方須在被要求時向政府支付上述工程的費用。」

15. 同意書第三附表的第 (34) 號條件規定：

- 「貴方應自費落實經由環境保護署署長批准（並在規劃署於 2011 年 12 月 19 日發出的信函中提及）的污水系統影響評估（「SIA」）或環境保護署署長批准的其他 SIA 所指或所載的污水處理措施和污水系統升級及連接工程，在所有方面達至渠務署署長滿意程度，並在渠務署署長規定或指明的時限內完成。」

F. 對買方造成負擔的租用條件

16. 同意書第三附表的第 (19) 號條件規定：

- 「(a) 貴方須允許承租人及到訪毗鄰場地的承租人真正客人、訪客或受邀人，可以就使用連廊、毗鄰場地停車位及毗鄰場地設施（連廊、毗鄰場地停車位及毗鄰場地設施以下合稱「毗鄰場地空間與設施」）而進出毗鄰場地或其任何一個或多個部分之目的，以及為了通過場地緊急逃生之目的，自由地及不受間斷地進出或通過按署長要求或批准的在場地的一個或多個部分，或已經或將會建於場地上的任何一幢或多幢建築物。」

- (b) 特此明示同意、聲明及規定，對貴方施加本條件 (a) 款所載的義務，不表示貴方意圖將毗鄰場地空間與設施或其一個或多個部分或將場地的一個或多個部分撥供公眾通行權之用，而政府亦不同意如此撥用。

- (c) 特此明示同意及聲明，本條件 (a) 款所載貴方的義務不會就額外的上蓋面積或地積比率的任何放寬或權利產生任何期望或申索，不論是根據《建築物（規劃）規例》第 22(1) 條規例或其任何修訂或替代或是根據其他方面，而且為免存疑，貴方明示放棄根據《建築物（規劃）規例》第 22(1) 條規例或其任何修訂或替代而就額外的上蓋面積或地積比率的任何放寬或權利的任何及所有申索。」

17. 同意書第三附表的第 (21) 號條件規定：

- 「(a) 儘管已遵守及符合本文件所載條款及條件以達至署長滿意程度，也不得將住宅停車位及電單車停車位：

- (i) 轉讓，除非：

- (I) 連同賦予已經或將會建於場地上的一幢或多幢建築物內一個或多個住宅單位專用權及管有權的場地之不分割份數；或

- (II) 轉讓予已經是場地之不分割份數的擁有人的人（該人對已經或將會建於場地上的一幢或多幢建築物內一個或多個住宅單位享有專用權及管有權）；或

SUMMARY OF LAND GRANT

批地文件的摘要

- (ii) 分租（除非分租予已經或將會建於場地上的一幢或多幢建築物內住宅單位的住戶）。

但在任何情況下不得將總數超過三個的住宅停車位及電單車停車位轉讓予已經或將會建於場地上的一幢或多幢建築物內任何一個住宅單位的業主，或分租予已經或將會建於場地上的一幢或多幢建築物內任何一個住宅單位的住戶。

- (b) 儘管有本條件 (a) 款，但貴方可以在取得署長事先書面同意下將所有住宅停車位和電單車停車位整體轉讓，但只可轉讓給中電控股有限公司全資擁有的附屬公司。

- (c) 本條件 (a) 款的規定不適用於場地作為一個整體的轉讓、分租、按揭或押記。」

18. 同意書第三附表的第 (22) 號條件規定：

「(a) 在租契下授予的整個期限內，貴方不得轉讓、按揭或押記（但為了按照本文件所載條款及條件發展場地，透過本文件第 (12)(d) 號條件下的建築按揭而將場地作為一個整體進行按揭或押記則除外），或分租、放棄管有或以其他方式處置毗鄰場地空間與設施或其任何一個或多個部分或其中任何權益（不論是否透過直接或間接保留、授予任何優先權、選擇權或授權書，或任何各種其他方法、安排或文件，或是否透過任何類似於本文件第 (12)(b) 號條件所述的方式以使毗鄰場地空間與設施或其任何一個或多個部分或其中任何權益得以出售、轉讓、按揭、押記、分租或以其他方式處置或受到影響），或簽訂任何協議這樣做。

- (b) 儘管有本條件 (a) 款，但在各方面遵守本文件所載條款及條件以達至署長滿意程度後的任何時候，貴方可在取得署長事先書面批准並且符合其施加的任何條款及條件的情況下（包括支付其要求的任何行政費及地價），將毗鄰場地空間與設施作為一個整體予以轉讓，但只可轉讓給毗鄰場地的承租人。為免存疑，署長有完全酌情權決定是否給予或拒絕給予任何批准，而署長所作的決定是最終的並對貴方有約束力。

- (c) 儘管有本條件 (a) 款，但毗鄰場地停車位可在符合本文件所載條款及條件的情況下以時租方式或署長以書面方式批准的其他方式提供予到訪毗鄰場地的真正客人、訪客或受邀人作短期泊車之用，條件是在建築事務監督按照《建築物條例》、根據該條例制定的任何規例及任何修訂立法發出涵蓋整個毗鄰場地空間與設施的佔用許可證或臨時佔用許可證之前，貴方不得根據本 (c) 款提供毗鄰場地停車位或其任何一個或多個部分作短期泊車之用。」

19. 同意書第三附表的第 (39) 號條件規定：

「不得於場地興建或建造墳墓或骨灰龕，亦不得於場地內安葬或存放任何人類遺骸或動物遺骸，不論該遺骸是否存放在陶罐或骨灰甕內或以其他方式存放。」

註：1. 本節所述的「承批人」指批地文件訂明的「承租人」，如上下文意允許或規定則包括其遺產執行人、遺產管理人及受讓人；如屬法團則包括其繼承人及受讓人。

- 2. 請參閱批地文件以了解全部詳情。完整的批地文件文本可於售樓處營業時間內作出要求後免費查閱，並可在支付影印費後取得複印本。

INFORMATION ON PUBLIC FACILITIES AND PUBLIC OPEN SPACES

公共設施及公眾休憩用地的資料

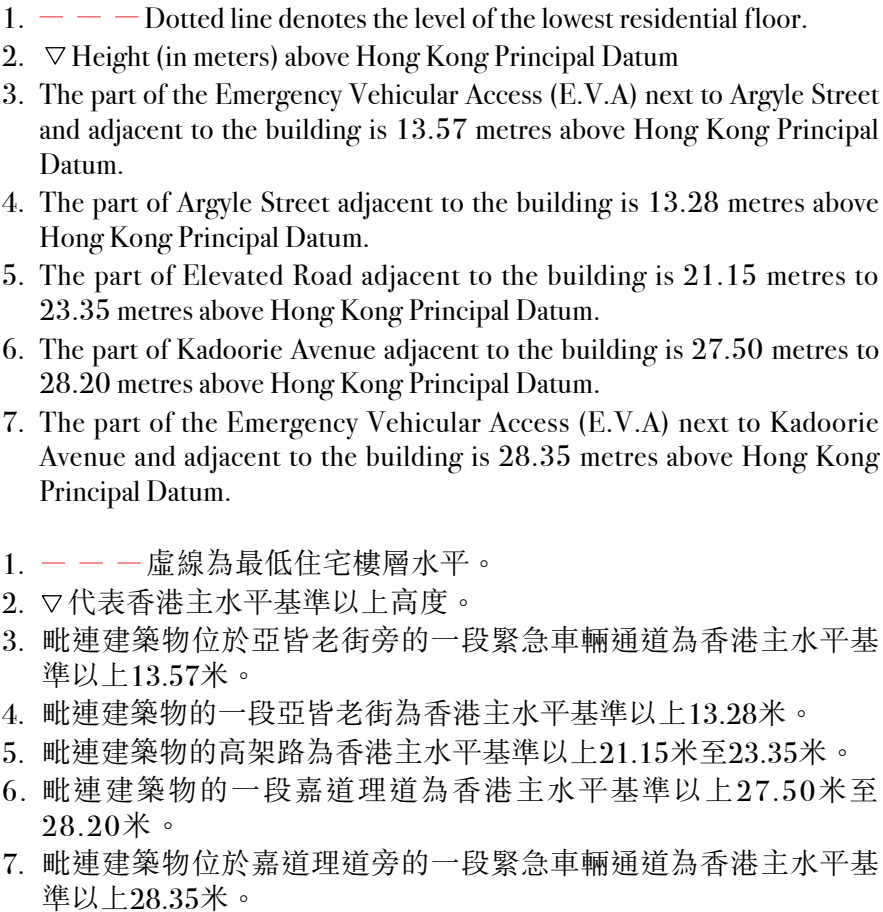
A. Facilities that are required under the land grant to be constructed and provided for the Government, or for public use	A. 批地文件訂明為「政府」建造及提供或作公眾用途的設施
Nil.	沒有。
B. Facilities that are required under the land grant to be managed, operated or maintained for public use at the expense of the owners of the residential properties in the development	B. 批地文件訂明由發展項目內住宅物業業主付費管理、運作或維修以作公眾用途的設施
Nil.	沒有。
C. Size of open space that is required under the land grant to be managed, operated or maintained for public use at the expense of the owners of the residential properties in the development	C. 批地文件訂明由發展項目內住宅物業業主付費管理、運作或維修作公眾用途的休憩用地的大小
Not applicable.	不適用。
D. Description of any part of the land (on which the development is situated) that is dedicated to the public for the purposes of regulation 22(1) of the Building (Planning) Regulations (Cap. 123 sub. leg. F).	D. 劃供公眾作《建築物(規劃)條例》(香港法例第123章附例F)第22(1)條所訂用途的該土地(發展項目所在土地)任何部分
Not applicable.	不適用。
E. A plan that shows the location of those facilities and open spaces, and those parts of the land	E. 顯示上述設施、休憩用地及該土地各部分的位置的圖則
Not applicable.	不適用。
F. Provisions of the land grant that concern those facilities and open spaces, and those parts of the land mentioned in A to D above	F. 在上述A至D段提及關於各項設施和休憩用地及該土地各部分的批地文件條文
Nil.	沒有。
G. Provisions of the deed of dedication that concern those facilities and open spaces and those parts of the land mentioned in A to D above	G. 在上述A至D段提及關於設施和休憩用地及土地中的該等部分的撥出私人地方供公眾使用的契據中的條文
Not applicable.	不適用。
H. Provisions of every deed of mutual covenant in respect of the specified residential property that concern those facilities and open spaces and those parts of the land mentioned in A to D above	H. 在上述A至D段提及指明住宅物業每份公契關於各項設施和休憩用地及該土地各部分的條文
Not applicable.	不適用。

WARNING TO PURCHASERS

對買方的警告

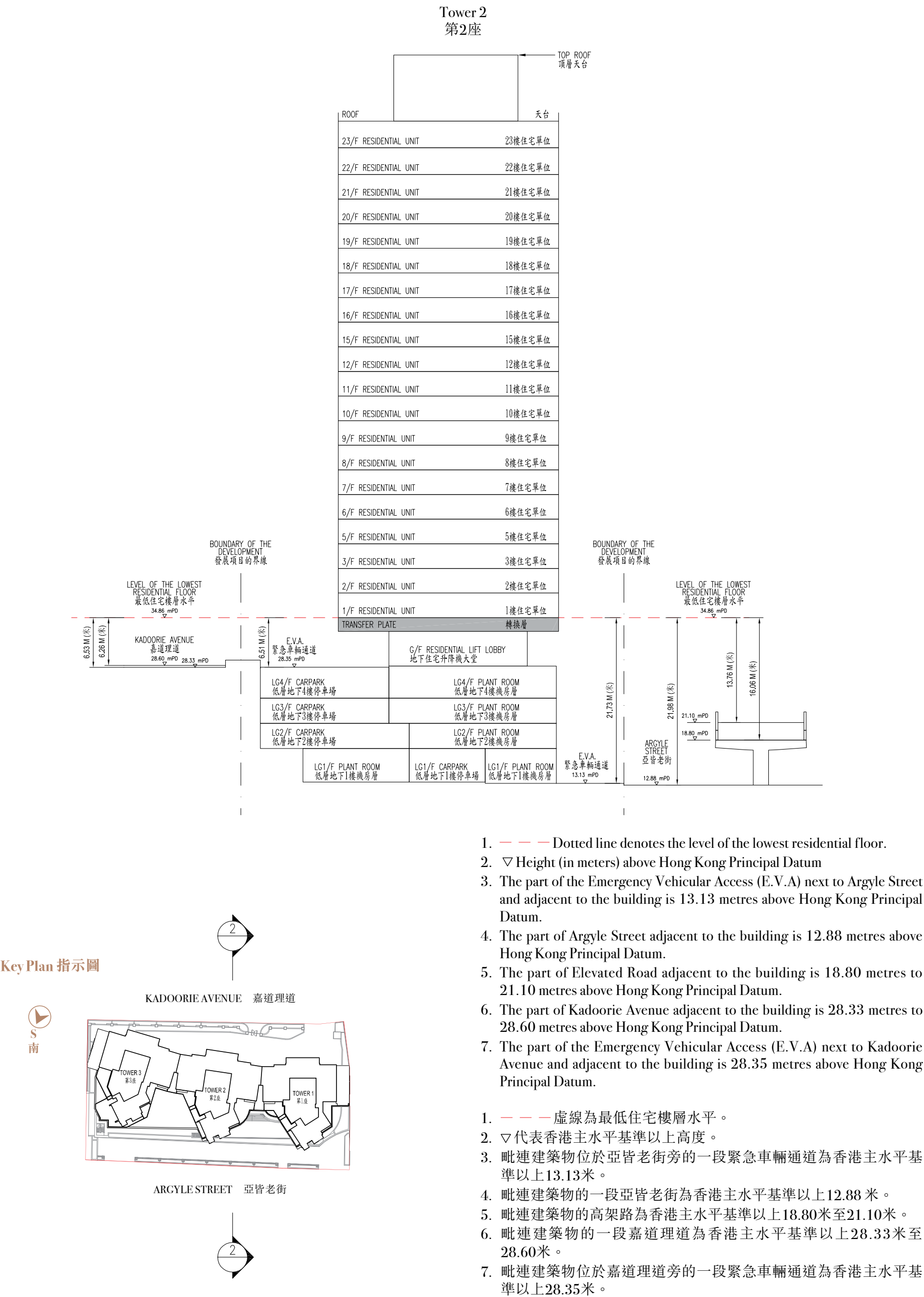
1. Purchasers are hereby recommended to instruct a separate firm of solicitors (other than that acting for the Owner) to act for the purchaser in relation to the transaction.	1. 特此建議買方聘用一間獨立的律師事務所（代表擁有人行事者除外），以在交易中代表買方行事。
2. Further:	2. 另：
a. if the purchaser instructs such separate firm of solicitors to act for the purchaser in relation to the transaction, that firm will be able to give independent advice to the purchaser;	a. 如買方聘用上述的獨立的律師事務所，以在交易中代表買方行事，該律師事務所將會能夠向買方提供獨立意見；
b. if the purchaser instructs the firm of solicitors acting for the Owner to act for the purchaser as well, and a conflict of interest arises between the Owner and the purchaser -	b. 如買方聘用代表擁有人行事的律師事務所同時代表買方行事，而擁有人與買方之間出現利益衝突 -
(i) that firm may not be able to protect the purchaser's interests; and	(i) 該律師事務所可能不能夠保障買方的利益；及
(ii) the purchaser may have to instruct a separate firm of solicitors; and	(ii) 買方可能要聘用一間獨立的律師事務所；及
c. that in the case of paragraph 2b(ii), the total solicitors' fees payable by the purchaser may be higher than the fees that would have been payable if the purchaser had instructed a separate firm of solicitors in the first place.	c. 如屬2b(ii)段的情況，買方須支付的律師費用總數，可能高於如買方自一開始即聘用一間獨立的律師事務所便須支付的費用。

Cross-section Plan 1 橫截面圖 1



CROSS-SECTION PLAN OF BUILDING IN THE DEVELOPMENT
發展項目中的建築物的橫截面圖

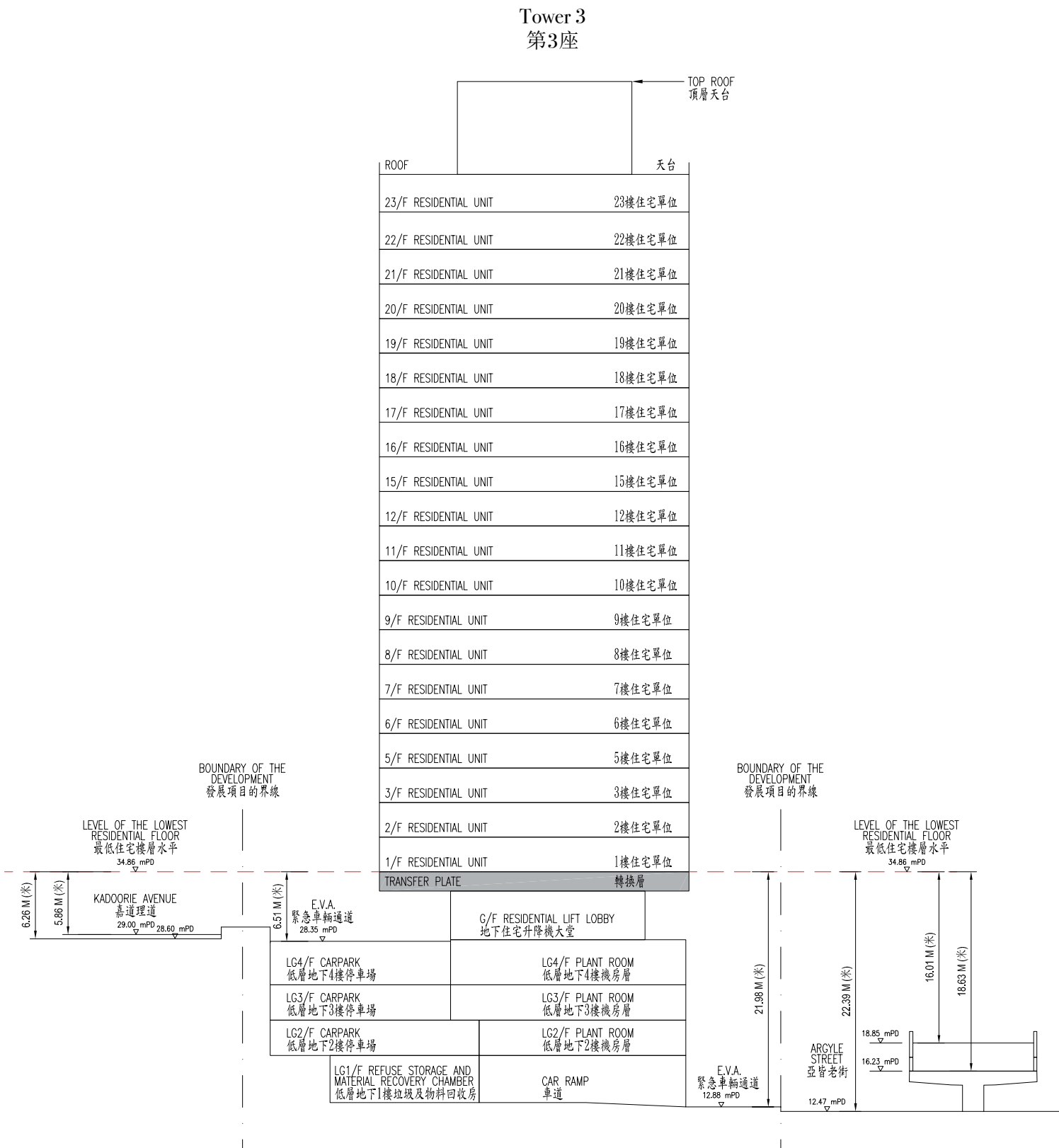
Cross-section Plan 2
橫截面圖 2



CROSS-SECTION PLAN OF BUILDING IN THE DEVELOPMENT

發展項目中的建築物的橫截面圖

Cross-section Plan 3
橫截面圖 3



1. --- Dotted line denotes the level of the lowest residential floor.
2. ▽ Height (in meters) above Hong Kong Principal Datum
3. The part of the Emergency Vehicular Access (E.V.A.) next to Argyle Street and adjacent to the building is 12.88 metres above Hong Kong Principal Datum.
4. The part of Argyle Street adjacent to the building is 12.47 metres above Hong Kong Principal Datum.
5. The part of Elevated Road adjacent to the building is 16.23 metres to 18.85 metres above Hong Kong Principal Datum.
6. The part of Kadoorie Avenue adjacent to the building is 28.60 metres to 29.00 metres above Hong Kong Principal Datum.
7. The part of the Emergency Vehicular Access (E.V.A.) next to Kadoorie Avenue and adjacent to the building is 28.35 metres above Hong Kong Principal Datum.

Key Plan 指示圖



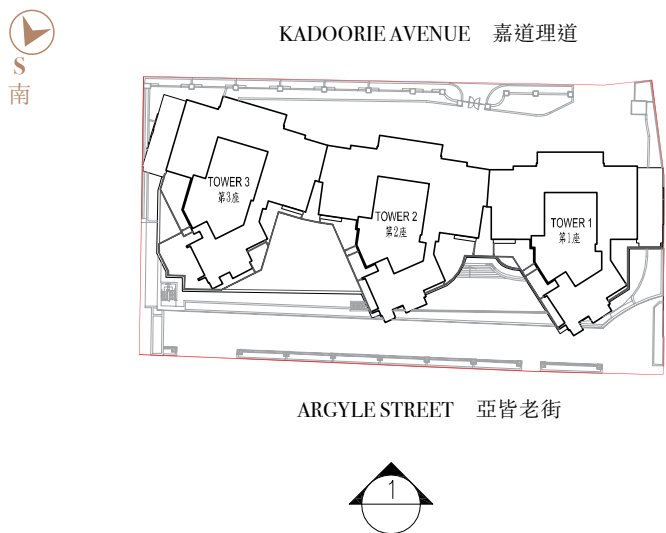
1. --- 虛線為最低住宅樓層水平。
2. ▽代表香港主水平基準以上高度。
3. 毗連建築物位於亞皆老街旁的一段緊急車輛通道為香港主水平基準以上12.88米。
4. 毗連建築物的一段亞皆老街為香港主水平基準以上12.47米。
5. 毗連建築物的高架路為香港主水平基準以上16.23米至18.85米。
6. 毗連建築物的一段嘉道理道為香港主水平基準以上28.60米至29.00米。
7. 毗連建築物位於嘉道理道旁的一段緊急車輛通道為香港主水平基準以上28.35米。

ELEVATION PLAN
立面圖

Elevation Plan 1
立面圖 1



Key Plan 指示圖



The Authorized Person for the Development has certified that the elevations shown on this plan:

- are prepared on the basis of the approved building plans for the Development as of 23 August 2021; and
- are in general accordance with the outward appearance of the Development.

發展項目的認可人士已證明本圖所顯示的立面：

- 以2021年8月23日發展項目經批准的建築圖則為基礎擬備；及
- 大致上與發展項目的外觀一致。

ELEVATION PLAN 立面圖

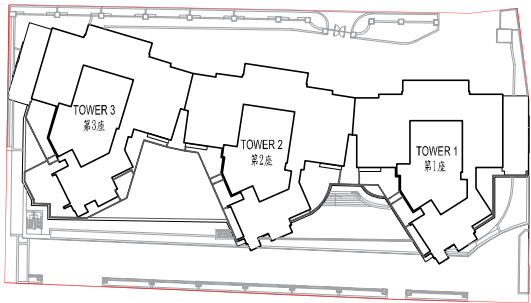
Elevation Plan 2 立面圖 2



Key Plan 指示圖



KADOORIE AVENUE 嘉道理道



ARGYLE STREET 亞皆老街

The Authorized Person for the Development has certified that the elevations shown on this plan:

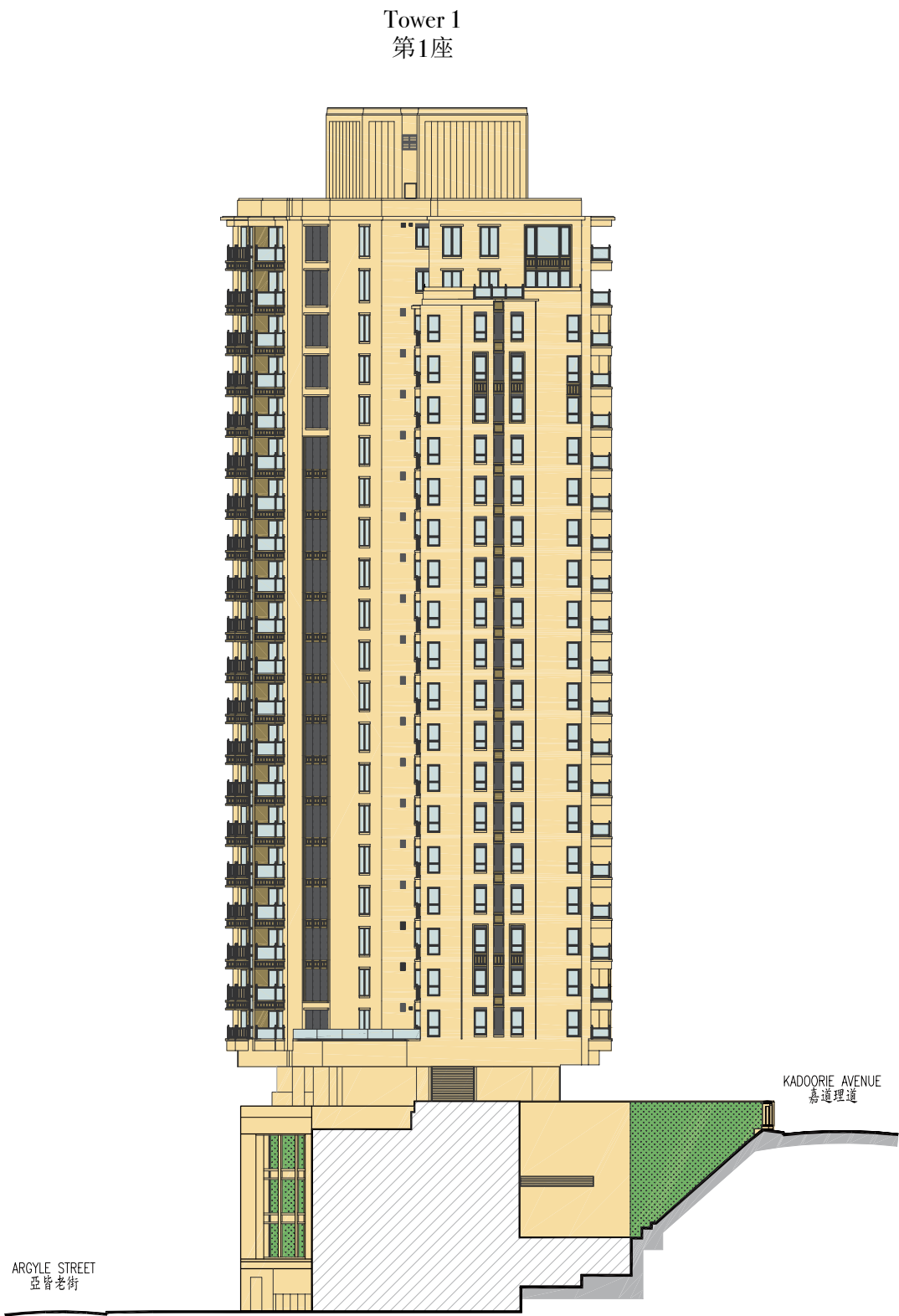
1. are prepared on the basis of the approved building plans for the Development as of 23 August 2021; and
2. are in general accordance with the outward appearance of the Development.

發展項目的認可人士已證明本圖所顯示的立面：

1. 以2021年8月23日發展項目經批准的建築圖則為基礎擬備；及
2. 大致上與發展項目的外觀一致。

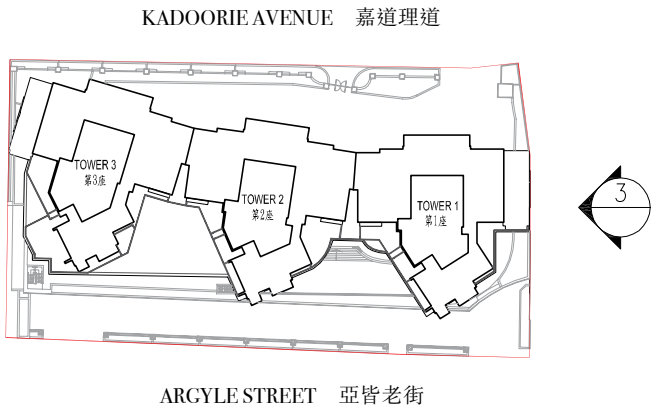
ELEVATION PLAN
立面圖

Elevation Plan 3
立面圖 3



- Note: ☐ This represents the surface area where the adjacent building on the adjoining lot is attached to the podium below Tower 1. The height and architectural features of the adjacent building may affect the view of some of the residential units. The Vendor advises prospective purchasers to conduct an on-site visit for a better understanding of the Development, its surrounding environment and the public facilities nearby.
- 備註：☐ 這表示毗鄰地段的相鄰建築物連接在第1座下方的平台的表面面積。相鄰建築物的高度及建築特色可能影響部分住宅單位的景觀。賣方建議準買家到發展項目作實地考察，以對發展項目、其周邊地區環境及附近的公共設施有較佳了解。

Key Plan 指示圖



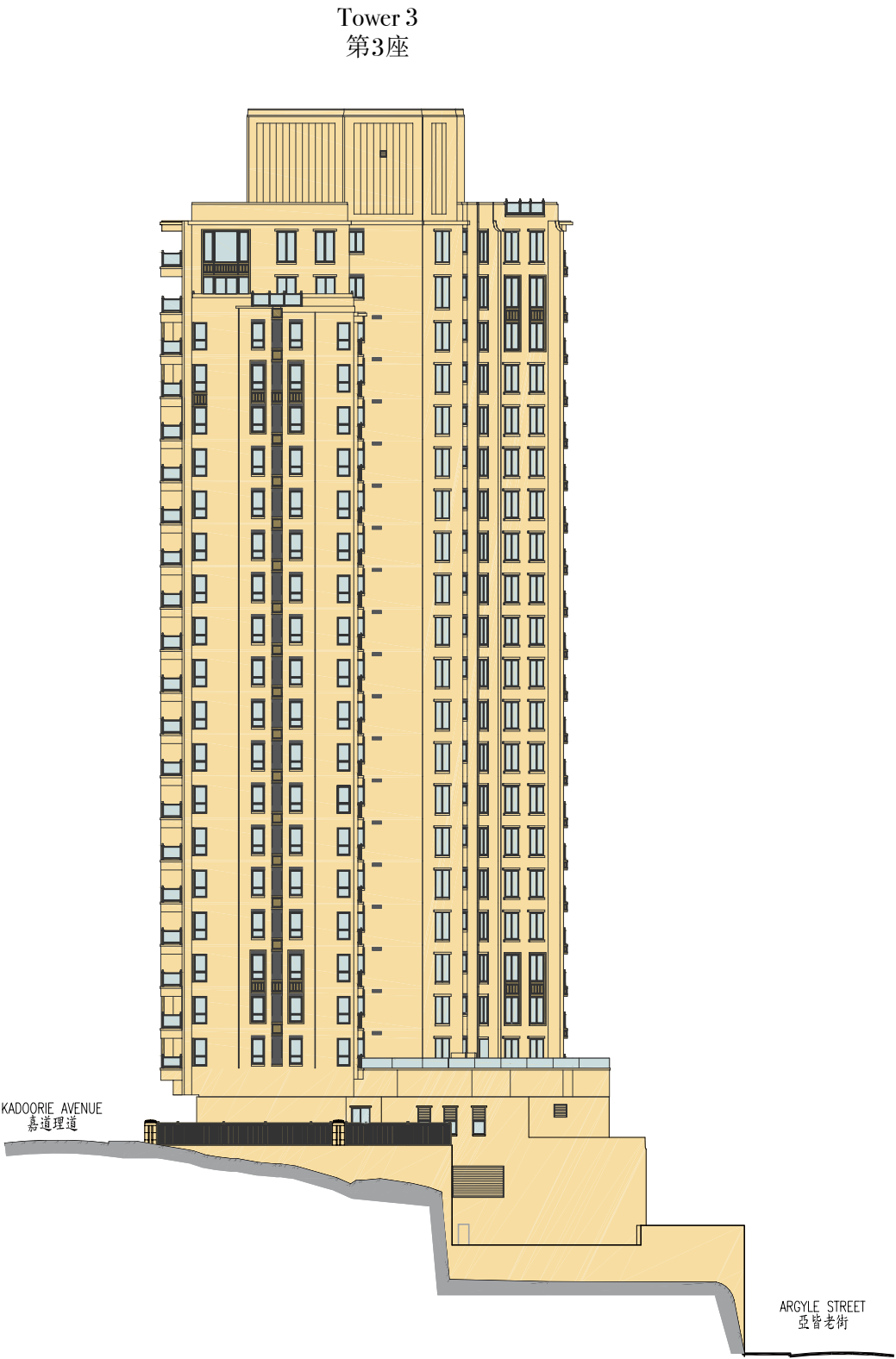
- The Authorized Person for the Development has certified that the elevations shown on this plan:
- are prepared on the basis of the approved building plans for the Development as of 23 August 2021; and
 - are in general accordance with the outward appearance of the Development.

發展項目的認可人士已證明本圖所顯示的立面：

- 以2021年8月23日發展項目經批准的建築圖則為基礎擬備；及
- 大致上與發展項目的外觀一致。

ELEVATION PLAN 立面圖

Elevation Plan 4
立面圖 4



Key Plan 指示圖



The Authorized Person for the Development has certified that the elevations shown on this plan:

- are prepared on the basis of the approved building plans for the Development as of 23 August 2021; and
- are in general accordance with the outward appearance of the Development.

發展項目的認可人士已證明本圖所顯示的立面：

- 以2021年8月23日發展項目經批准的建築圖則為基礎擬備；及
- 大致上與發展項目的外觀一致。

INFORMATION ON COMMON FACILITIES IN THE DEVELOPMENT

發展項目中的公用設施的資料

Category of common facilities 公用設施的類別	Covered Area 有蓋範圍		Uncovered Area 無蓋範圍		Total 總數	
	Area (sq.m.) 面積（平方米）	Area (sq.ft.) 面積（平方呎）	Area (sq.m.) 面積（平方米）	Area (sq.ft.) 面積（平方呎）	Area (sq.m.) 面積（平方米）	Area (sq.ft.) 面積（平方呎）
Residents' clubhouse (including any recreational facilities for residents' use) 住客會所（包括供住客使用的任何康樂設施）	1158.653	12472	279.876	3013	1438.529	15484
Communal garden or play area for residents' use on the roof, or on any floor between the roof and the lowest residential floor, of a building in the Development (whether known as a communal sky garden or otherwise) 位於發展項目中的建築物的天台或在天台和最低一層住宅樓層之間的任何一層的、供住客使用的公用花園或遊樂地方（不論是稱為公用空中花園或有其他名稱）	Not applicable 不適用	Not applicable 不適用	Not applicable 不適用	Not applicable 不適用	Not applicable 不適用	Not applicable 不適用
Communal garden or play area for residents' use below the lowest residential floor of a building in the Development (whether known as a covered and landscaped play area or otherwise) 位於發展項目中的建築物的最低一層住宅樓層以下的、供住客使用的公用花園或遊樂地方（不論是稱為有蓋及園景的遊樂場或有其他名稱）	321.482	3460	415.939	4477	737.421	7938

Notes :The area as specified above in square feet are converted from the area in square metre at a rate of 1 square metre = 10.764 square feet and rounded to the nearest whole square foot, which may be slightly different from the area presented in square metres.

備註：上述以平方呎表述之面積由以平方米表述之面積以1平方米＝10.764平方呎換算並四捨五入至整數平方呎之方法計算得出，與以平方米表述之面積可能有些微差異。

INSPECTION OF PLANS AND DEED OF MUTUAL COVENANT

閱覽圖則及公契

1. A copy of the Outline Zoning Plans relating to the Development is available at: <http://www.ozp.tpb.gov.hk>
 2. A copy of every deed of mutual covenant in respect of the residential properties that has been executed as at the date on which the residential properties are offered to be sold is available for inspection free of charge at the place at which the residential properties are offered to be sold.
1. 備有關乎發展項目的分區計劃大綱圖的文本供閱覽的互聯網網站的網址為：<http://www.ozp.tpb.gov.hk>
 2. 關於住宅物業的每一已簽立的公契的文本將存放在住宅物業的售樓處，以供免費閱覽。

FITTINGS, FINISHES AND APPLIANCES

裝置、裝修物料及設備

1. EXTERIOR FINISHES

a.	External wall	Type of finishes	Natural stone, curtain wall, glass cladding, aluminum cladding, metal grille, tile and metal louvre	
b.	Window	Material of frame	Fluorocarbon coated aluminum	
		Material of glass	All flats except flats specified below: Tempered glass, insulated glass and insulated obscure glass For the following flats: Fire-rated glass, tempered glass, insulated glass and insulated obscure glass - Flat A on 1/F-3/F, 5/F-12/F, 15/F-21/F of Tower 3 For the following flats: Tempered glass and insulated glass - Flat C on 1/F-3/F, 5/F-12/F, 15/F-23/F of Tower 1 - Flat C on 1/F-3/F, 5/F-12/F, 15/F-23/F of Tower 2 - Flat C on 1/F-3/F, 5/F-12/F, 15/F-23/F of Tower 3	
c.	Bay window	Material of bay window	No bay window	
		Finishes of window sill	No bay window	
d.	Planter	Type of finishes	No planter	
e.	Verandah or balcony	Type of finishes	Balcony	Aluminum framed laminated tempered glass balustrade
			Balcony Floor	All flats except flat specified below: Natural stone For the following flat: Tile - Flat B on 12/F of Tower 2
			Balcony Wall	All flats except flats specified below: Natural stone and aluminum cladding For the following flats: Natural stone, aluminum cladding and aluminum acoustic panel - Flat C on 1/F-3/F, 5/F-12/F, 15/F-23/F of Tower 1 - Flat C on 1/F-3/F, 5/F-12/F, 15/F-23/F of Tower 2 - Flat C on 1/F-3/F, 5/F-12/F, 15/F-23/F of Tower 3
			Balcony Ceiling	All flats except flats specified below: Aluminum and natural stone For the following flats: Aluminum acoustic panel - Flat C on 1/F-3/F, 5/F-12/F, 15/F-23/F of Tower 1 - Flat C on 1/F-3/F, 5/F-12/F, 15/F-23/F of Tower 2 - Flat C on 2/F-3/F, 5/F-12/F, 15/F-23/F of Tower 3 For the following flats: Aluminum acoustic panel and natural stone - Flat A on 1/F-3/F, 5/F of Tower 3 - Flat B on 1/F of Tower 3
			Verandah	No verandah
		Whether it is covered	Balcony: Yes	
f.	Drying facilities for clothing	Type and material	Verandah: No verandah	
			No drying facilities	

2. INTERIOR FINISHES

			Type of wall finishes	Type of floor finishes	Type of ceiling finishes
a.	Lobby	Residential Lift Lobby at LG1/F-LG4/F	Natural stone, tile, glass, mirror, metal and plastic laminate	Natural stone and tile	Painted gypsum board false ceiling
		Firemen Lift Lobby at LG1/F-LG4/F	Natural stone, tile, glass, mirror, metal and plastic laminate	Natural stone and tile	Painted gypsum board false ceiling
		Shuttle Lift Lobby at LG1/F-G/F	Natural stone, glass, mirror, metal and wallcovering	Natural stone	Painted gypsum board false ceiling and metal
		Residential Entrance Lift Lobby at G/F	Natural stone, wallcovering, glass, mirror and metal	Natural stone	Painted gypsum board false ceiling wallcovering and metal
		Private Lift Lobby	All flats except flat specified below: Natural stone, glass, mirror, metal, paint and wallcovering For the following flat: Timber veneered, glass, metal and wallcovering - Flat B on 12/F of Tower 2	All flats except flat specified below: Natural stone For the following flat: Timber and natural stone - Flat B on 12/F of Tower 2	All flats except flat specified below: Painted gypsum board false ceiling For the following flat: Wallcovering finished gypsum board false ceiling with timber veneered light trough - Flat B on 12/F of Tower 2
		Private Lobby	Wallcovering, natural stone	Natural stone	Painted gypsum board false ceiling
		Residential Typical Lift Lobby	Timber veneered, metal, mirror and natural stone	Natural stone	Painted gypsum board false ceiling
			Type of wall finishes		Type of ceiling finishes
b.	Internal wall and ceiling	Living Room, Dining Room and Bedroom (including Master Ensuite, Ensuite, Master Bedroom & Bedroom)	All flats except flat specified below: Exposed surface plastered and painted with emulsion paint For the following flat: Timber veneered, glass, metal, leather covering and wall covering - Flat B on 12/F of Tower 2		All flats except flat specified below: Exposed surface plastered and painted with emulsion paint, gypsum board bulk head finished with emulsion paint For the following flat: Texture painted light trough and wallcovering - Flat B on 12/F of Tower 2

The Vendor undertakes that if lifts or appliances of the specified brand name or model number are not installed in the Development, lifts or appliances of comparable quality will be installed.

FITTINGS, FINISHES AND APPLIANCES

裝置、裝修物料及設備

1. 外部裝修物料

a.	外牆	裝修物料的類型	天然石材、幕牆、玻璃飾面、鋁質飾面、金屬格柵、瓷磚和金屬百葉	
b.	窗	框的用料	氟化碳塗鋁	
		玻璃的用料	所有單位除以下指定單位外：強化玻璃、中空玻璃及中空磨砂玻璃 以下單位：防火玻璃、強化玻璃、中空玻璃及中空磨砂玻璃 - 第3座1樓至3樓、5樓至12樓、15樓至21樓A單位 以下單位：強化玻璃及中空玻璃 - 第1座1樓至3樓、5樓至12樓、15樓至23樓C單位 - 第2座1樓至3樓、5樓至12樓、15樓至23樓C單位 - 第3座1樓至3樓、5樓至12樓、15樓至23樓C單位	
c.	窗台	窗台的用料	沒有窗台	
		窗台板的裝修物料	沒有窗台	
d.	花槽	裝修物料的類型	沒有花槽	
e.	陽台或露台	裝修物料的類型	露台	鋁質框鑲夾層強化玻璃欄杆
			露台地台	所有單位除以下指定單位外：天然石材 以下單位：瓷磚 - 第2座12樓B單位
			露台外牆	所有單位除以下指定單位外：天然石材及鋁質飾面板 以下單位：天然石材、鋁質飾面板及鋁質吸音面板 - 第1座1樓至3樓、5樓至12樓、15樓至23樓C單位 - 第2座1樓至3樓、5樓至12樓、15樓至23樓C單位 - 第3座1樓至3樓、5樓至12樓、15樓至23樓C單位
			露台天花	所有單位除以下指定單位外：鋁質及天然石材 以下單位：鋁質吸音面板 - 第1座1樓至3樓、5樓至12樓、15樓至23樓C單位 - 第2座1樓至3樓、5樓至12樓、15樓至23樓C單位 - 第3座2樓至3樓、5樓至12樓、15樓至23樓C單位 以下單位：鋁質吸音面板及天然石材 - 第3座1樓至3樓、5樓A單位 - 第3座1樓B單位
			陽台	沒有陽台
		是否有蓋	露台：有	
			陽台：沒有陽台	
f.	乾衣設施	類型及用料	沒有乾衣設施	

2. 室內裝修物料

			牆壁的裝修物料的類型	地板的裝修物料的類型	天花板的裝修物料的類型
a.	大堂	低層地下 1 樓至低層地下 4 樓住宅升降機大堂	天然石材、瓷磚、玻璃、鏡、金屬及膠板	天然石材及瓷磚	石膏板假天花髹上油漆
		低層地下 1 樓至低層地下 4 樓消防升降機大堂	天然石材、瓷磚、玻璃、鏡、金屬及膠板	天然石材及瓷磚	石膏板假天花髹上油漆
		低層地下 1 樓至地下穿梭升降機大堂	天然石材、玻璃、鏡、金屬及牆紙	天然石材	石膏板假天花髹上油漆及金屬
		地下住宅入口升降機大堂	天然石材、牆紙、玻璃、鏡及金屬	天然石材	石膏板假天花髹上油漆牆紙及金屬
		私人升降機大堂	所有單位除以下指定單位外：天然石材、玻璃、鏡、金屬、油漆及牆紙 以下單位：木飾面、玻璃、金屬及牆紙 -第 2 座 12 樓 B 單位	所有單位除以下指定單位外：天然石材 以下單位：木材及天然石材 -第 2 座 12 樓 B 單位	所有單位除以下指定單位外：石膏板假天花髹上油漆 以下單位：石膏板假天花貼上牆紙飾面及木飾面燈槽 -第 2 座 12 樓 B 單位
		私人大堂	牆紙、天然石材	天然石材	石膏板假天花髹上油漆
		住宅標準層升降機大堂	木飾面、金屬、鏡及天然石材	天然石材	石膏板假天花髹上油漆
			牆壁的裝修物料的類型	天花板的裝修物料的類型	
b.	內牆及天花板	客廳、飯廳及睡房（包括主人套房、套房、主人睡房及睡房）	所有單位除以下指定單位外：外露部份批盪後再髹乳膠漆 以下單位: 木飾面、玻璃、金屬、真皮及牆紙 -第 2 座 12 樓 B 單位	所有單位除以下指定單位外：外露部份批盪後再髹乳膠漆、石膏板假樑髹上乳膠漆 以下單位：紋理漆燈槽及牆紙 -第 2 座 12 樓 B 單位	

賣方承諾如發展項目中沒有安裝指明的品牌名稱或產品型號的升降機或設備，便會安裝品質相若的升降機或設備。

FITTINGS, FINISHES AND APPLIANCES

裝置、裝修物料及設備

2. INTERIOR FINISHES

			Material of floor			Material of skirting			
c.	Internal floor	Living Room, Dining Room and Bedroom (including Master Ensuite, Ensuite, Master Bedroom & Bedroom)	Timber and natural stone			Timber			
			Wall			Floor	Ceiling		
d.	Bathroom	Type of finishes	<p>For the Master Bathroom, Ensuite Bathroom of following flats: Natural stone and mirror on exposed surface</p> <ul style="list-style-type: none">- Flat A & B on 1/F-3/F, 5/F-12/F, 15/F-21/F of Tower 1- Flat A on 22/F-23/F of Tower 1- Flat A & B on 1/F-3/F, 5/F-12/F, 15/F-22/F of Tower 2- Flat A on 23/F of Tower 2- Flat A & B on 1/F-3/F, 5/F-12/F, 15/F-21/F of Tower 3- Flat A on 22/F-23/F of Tower 3 <p>For the Bathroom of following flats: Natural stone and mirror on exposed surface</p> <ul style="list-style-type: none">- Flat A, B & C on 1/F-3/F, 5/F-12/F, 15/F-21/F of Tower 1- Flat C on 22/F-23/F of Tower 1- Flat A, B & C on 1/F-3/F, 5/F-12/F, 15/F-22/F of Tower 2- Flat C on 23/F of Tower 2- Flat A, B & C on 1/F-3/F, 5/F-12/F, 15/F-21/F of Tower 3- Flat C on 22/F-23/F of Tower 3 <p>For the Toilet of following flats: Natural stone and mirror on exposed surface</p> <ul style="list-style-type: none">- Flat A on 22/F-23/F of Tower 1- Flat A on 23/F of Tower 2- Flat A on 22/F-23/F of Tower 3			<p>For the Master Bathroom and Ensuite Bathroom of following flats: Natural stone on exposed surface</p> <ul style="list-style-type: none">- Flat A & B on 1/F-3/F, 5/F-12/F, 15/F-21/F of Tower 1- Flat A on 22/F-23/F of Tower 1- Flat A & B on 1/F-3/F, 5/F-12/F, 15/F-22/F of Tower 2- Flat A on 23/F of Tower 2- Flat A & B on 1/F-3/F, 5/F-12/F, 15/F-21/F of Tower 3- Flat A on 22/F-23/F of Tower 3 <p>For the Bathroom of following flats: Tile and natural stone on exposed surface</p> <ul style="list-style-type: none">- Flat A on 22/F-23/F of Tower 1- Flat A on 23/F of Tower 2- Flat A on 22/F-23/F of Tower 3 <p>For the Bathroom of following flats: Natural stone on exposed surface</p> <ul style="list-style-type: none">- Flat A, B & C on 1/F-3/F, 5/F-12/F, 15/F-21/F of Tower 1- Flat C on 22/F-23/F of Tower 1- Flat A, B & C on 1/F-3/F, 5/F-12/F, 15/F-22/F of Tower 2- Flat C on 23/F of Tower 2- Flat A, B & C on 1/F-3/F, 5/F-12/F, 15/F-21/F of Tower 3- Flat C on 22/F-23/F of Tower 3 <p>For the Toilet of following flats: Natural stone on exposed surface</p> <ul style="list-style-type: none">- Flat A on 22/F-23/F of Tower 1- Flat A on 23/F of Tower 2- Flat A on 22/F-23/F of Tower 3			Suspended gypsum board false ceiling finished with emulsion paint
			<p>For the Bathroom of following flats: Tile on exposed surface</p> <ul style="list-style-type: none">- Flat A on 22/F-23/F of Tower 1- Flat A on 23/F of Tower 2- Flat A on 22/F-23/F of Tower 3 <p>For the Toilet of following flats: Tile on exposed surface</p> <ul style="list-style-type: none">- Flat A & B on 1/F-3/F, 5/F-12/F, 15/F-21/F of Tower 1- Flat A & B on 1/F-3/F, 5/F-12/F, 15/F-22/F of Tower 2- Flat A & B on 1/F-3/F, 5/F-12/F, 15/F-21/F of Tower 3			<p>For the Toilet of following flats: Tile on exposed surface</p> <ul style="list-style-type: none">- Flat A & B on 1/F-3/F, 5/F-12/F, 15/F-21/F of Tower 1- Flat A & B on 1/F-3/F, 5/F-12/F, 15/F-22/F of Tower 2- Flat A & B on 1/F-3/F, 5/F-12/F, 15/F-21/F of Tower 3			Aluminum false ceiling and metal grille
		Whether the wall finishes run up to the ceiling			Wall finishes run up to false ceiling				
			Wall	Floor	Ceiling	Cooking bench			
e.	Kitchen	Type of finishes	Natural stone on exposed surface	Natural stone on exposed surface	Suspended gypsum board false ceiling finished with emulsion paint	Solid surface			
		Whether the wall finishes run up to the ceiling	Wall finishes run up to false ceiling						

The Vendor undertakes that if lifts or appliances of the specified brand name or model number are not installed in the Development, lifts or appliances of comparable quality will be installed.

FITTINGS, FINISHES AND APPLIANCES

裝置、裝修物料及設備

2. 室內裝修物料

			地板的用料	牆腳線的用料		
c.	內部地板	客廳、飯廳及睡房（包括主人套房、套房、主人睡房及睡房）	木材及天然石材	木材		
			牆壁	地板	天花板	
d.	浴室	裝修物料的類型	以下單位之主人浴室及套房浴室：外露部分鋪砌天然石材及鏡 - 第 1 座 1 樓至 3 樓、5 樓至 12 樓、15 樓至 21 樓 A 及 B 單位 - 第 1 座 22 樓至 23 樓 A 單位 - 第 2 座 1 樓至 3 樓、5 樓至 12 樓、15 樓至 22 樓 A 及 B 單位 - 第 2 座 23 樓 A 單位 - 第 3 座 1 樓至 3 樓、5 樓至 12 樓、15 樓至 21 樓 A 及 B 單位 - 第 3 座 22 樓至 23 樓 A 單位 以下單位之浴室：外露部分鋪砌天然石材及鏡 - 第 1 座 1 樓至 3 樓、5 樓至 12 樓、15 樓至 21 樓 A、B 及 C 單位 - 第 1 座 22 樓至 23 樓 C 單位 - 第 2 座 1 樓至 3 樓、5 樓至 12 樓、15 樓至 22 樓 A、B 及 C 單位 - 第 2 座 23 樓 C 單位 - 第 3 座 1 樓至 3 樓、5 樓至 12 樓、15 樓至 21 樓 A、B 及 C 單位 - 第 3 座 22 樓至 23 樓 C 單位 以下單位之洗手間：外露部分鋪砌天然石材及鏡 - 第 1 座 22 樓至 23 樓 A 單位 - 第 2 座 23 樓 A 單位 - 第 3 座 22 樓至 23 樓 A 單位	以下單位之主人浴室及套房浴室：外露部分鋪砌天然石材 - 第 1 座 1 樓至 3 樓、5 樓至 12 樓、15 樓至 21 樓 A 及 B 單位 - 第 1 座 22 樓至 23 樓 A 單位 - 第 2 座 1 樓至 3 樓、5 樓至 12 樓、15 樓至 22 樓 A 及 B 單位 - 第 2 座 23 樓 A 單位 - 第 3 座 1 樓至 3 樓、5 樓至 12 樓、15 樓至 21 樓 A 及 B 單位 - 第 3 座 22 樓至 23 樓 A 單位 以下單位之浴室：外露部分鋪砌瓷磚及天然石材 - 第 1 座 22 樓至 23 樓 A 單位 - 第 2 座 23 樓 A 單位 - 第 3 座 22 樓至 23 樓 A 單位 以下單位之浴室：外露部分鋪砌天然石材 - 第 1 座 1 樓至 3 樓、5 樓至 12 樓、15 樓至 21 樓 A、B 及 C 單位 - 第 1 座 22 樓至 23 樓 C 單位 - 第 2 座 1 樓至 3 樓、5 樓至 12 樓、15 樓至 22 樓 A、B 及 C 單位 - 第 2 座 23 樓 C 單位 - 第 3 座 1 樓至 3 樓、5 樓至 12 樓、15 樓至 21 樓 A、B 及 C 單位 - 第 3 座 22 樓至 23 樓 C 單位 以下單位之洗手間：外露部分鋪砌天然石材 - 第 1 座 22 樓至 23 樓 A 單位 - 第 2 座 23 樓 A 單位 - 第 3 座 22 樓至 23 樓 A 單位	石膏板假天花髹上乳膠漆	
			以下單位之浴室：外露部分鋪砌瓷磚 - 第 1 座 22 樓至 23 樓 A 單位 - 第 2 座 23 樓 A 單位 - 第 3 座 22 樓至 23 樓 A 單位 以下單位之洗手間：外露部分鋪砌瓷磚 - 第 1 座 1 樓至 3 樓、5 樓至 12 樓、15 樓至 21 樓 A 及 B 單位 - 第 2 座 1 樓至 3 樓、5 樓至 12 樓、15 樓至 22 樓 A 及 B 單位 - 第 3 座 1 樓至 3 樓、5 樓至 12 樓、15 樓至 21 樓 A 及 B 單位	以下單位之洗手間：外露部分鋪砌瓷磚 - 第 1 座 1 樓至 3 樓、5 樓至 12 樓、15 樓至 21 樓 A 及 B 單位 - 第 2 座 1 樓至 3 樓、5 樓至 12 樓、15 樓至 22 樓 A 及 B 單位 - 第 3 座 1 樓至 3 樓、5 樓至 12 樓、15 樓至 21 樓 A 及 B 單位		鋁質假天花及金屬格柵
		牆壁的裝修物料是否鋪至天花板		牆壁的裝修物料鋪至假天花		
			牆壁	地板	天花板	灶台
e.	廚房	裝修物料的類型	外露部分鋪砌天然石材	外露部分鋪砌天然石材	石膏板假天花飾以乳膠漆	實體面材
		牆壁的裝修物料是否鋪至天花板	牆壁的裝修物料鋪至假天花			

賣方承諾如發展項目中沒有安裝指明的品牌名稱或產品型號的升降機或設備，便會安裝品質相若的升降機或設備。

FITTINGS, FINISHES AND APPLIANCES

裝置、裝修物料及設備

3. INTERIOR FITTINGS

			Material	Finishes	Accessories
a.	Doors	Entrance	Fire-rated double leaf solid core timber door	All flats except flat specified below: Timber veneered, high gloss lacquer and metal trim strip For the following flat: Timber veneered and metal trim strip - Flat B on 12/F of Tower 2	All flats except flat specified below: Door viewer, door closer, lockset with handle and door stopper For the following flat: Door closer, lockset, handle and door stopper - Flat B on 12/F of Tower 2
		Master Bathroom, Ensuite Bathroom and Bathroom	Hollow core timber door with timber grille	All flats except flat specified below: High gloss lacquer For the following flat: Timber veneered and high gloss lacquer - Flat B on 12/F of Tower 2	All flats except flat specified below: Lockset with handle and door stopper For the following flat: Door closer, lockset, handle and door stopper - Flat B on 12/F of Tower 2
		Toilet (except Toilet inside the Store Room) and Bathroom inside the Utility Room	Hollow core timber door with timber grille	All flats except flat specified below: High gloss lacquer For the following flat: Timber veneered and high gloss lacquer - Flat B on 12/F of Tower 2	All flats except flat specified below: Lockset with handle and door stopper For the following flat: Door closer, lockset, handle and door stopper - Flat B on 12/F of Tower 2
		Toilet inside Store Room	Aluminum frame with glass door	Glass and fluorocarbon coated aluminum frame	Lockset
		Balcony	Aluminum frame with glass door	Glass and fluorocarbon coated aluminum frame	Lockset with handle and door stopper
		Utility Platform	Aluminum frame with glass door	Glass and fluorocarbon coated aluminum frame	For the following flats: Lockset with handle and door stopper - Flat A & B on 1/F-3/F, 5/F-12/F, 15/F-21/F of Tower 1 - Flat A & B on 1/F-3/F, 5/F-12/F, 15/F-21/F of Tower 2 - Flat B on 22/F of Tower 2 - Flat A & B on 1/F-3/F, 5/F-12/F, 15/F-21/F of Tower 3 For the following flats: Lockset with handle and self-closing mechanism - Flat C on 1/F-3/F, 5/F-12/F, 15/F-23/F of Tower 1 - Flat C on 1/F-3/F, 5/F-12/F, 15/F-23/F of Tower 2 - Flat C on 1/F-3/F, 5/F-12/F, 15/F-23/F of Tower 3
		Kitchen to Utility Room	Fire-rated solid core timber door	High gloss lacquer	Lockset with handle, door closer and door stopper
		Utility Room to Private Lobby	Fire-rated solid core timber door	Timber veneered and high gloss lacquer	Lockset with handle, door closer and door stopper
		Flat Roof	Aluminum frame with glass door	Glass and fluorocarbon coated aluminum frame	Lockset with handle and door stopper
		Staircase to Roof	Aluminum frame with glass door	Glass and fluorocarbon coated aluminum frame	Lockset with handle and door stopper
		Kitchen	Fire-rated solid core timber door with fire-rated glass vision panel	All flats except flat specified below: High gloss lacquer For the following flat: Timber veneered and high gloss lacquer - Flat B on 12/F of Tower 2	All flats except flat specified below: Lockset with handle, door closer and door stopper For the following flat: Door closer, lockset, handle and door stopper - Flat B on 12/F of Tower 2
		Door to Residential Typical Lift Lobby	Fire-rated solid core timber door	Timber veneered	Lockset with handle, door closer and door stopper
		Private Lift Lobby to Private Lobby	Fire-rated solid core timber door	Timber veneered and metal strip	Lockset with handle, door closer and door stopper
		Kitchen to Private Lobby	Fire-rated solid core timber door	Timber veneered and high gloss lacquer	All flats except flats specified below: Lockset with handle and door closer For the following flat: Lockset with handle, door closer and door stopper - Flat A on 1/F-3/F, 5/F-12/F, 15/F-21/F of Tower 3
		Master Ensuite, Ensuite, Master Bedroom and Bedroom	Hollow core timber door	All flats except flat specified below: High gloss lacquer For the following flat: Timber veneered - Flat B on 12/F of Tower 2	All flats except flat specified below: Lockset with handle, door closer and door stopper For the following flat: Door closer, lockset, handle and door stopper - Flat B on 12/F of Tower 2

The Vendor undertakes that if lifts or appliances of the specified brand name or model number are not installed in the Development, lifts or appliances of comparable quality will be installed.

FITTINGS, FINISHES AND APPLIANCES

裝置、裝修物料及設備

3. 室內裝置

			用料	裝修物料	配件
a.	門	大門	防火實心雙木門	所有單位除以下指定單位外：木皮飾面、高光漆面及金屬線邊 以下單位：木皮飾面及金屬線邊 - 第 2 座 12 樓B 單位	所有單位除以下指定單位外：防盜眼、門鼓、門鎖連拉手及門擋 以下單位：門鼓、門鎖、拉手及門擋 - 第 2 座 12 樓B 單位
		主人浴室、套房浴室及浴室	空心木門連木格柵	所有單位除以下指定單位外：高光漆面 以下單位：木皮飾面及高光漆面 - 第 2 座 12 樓 B 單位	所有單位除以下指定單位外：門鎖連拉手及門擋 以下單位：門鼓、門鎖、拉手及門擋 - 第 2 座 12 樓B 單位
		洗手間（於儲物房內之洗手間除外）及工作間內的浴室	空心木門連木格柵	所有單位除以下指定單位外：高光漆面 以下單位：木皮飾面及高光漆面 - 第 2 座 12 樓 B 單位	所有單位除以下指定單位外：門鎖連拉手及門擋 以下單位：門鼓、門鎖、拉手及門擋 - 第 2 座 12 樓B 單位
		儲物房內的洗手間	鋁質框配玻璃門	玻璃及氟化碳塗鋁質門框	門鎖
		露台	鋁質框配玻璃門	玻璃及氟化碳塗鋁質門框	門鎖連拉手及門擋
		工作平台	鋁質框配玻璃門	玻璃及氟化碳塗鋁質門框	以下單位：門鎖連拉手及門擋 - 第 1 座 1 樓至 3 樓、5 樓至 12 樓、15 樓至 21 樓 A 及 B 單位 - 第 2 座 1 樓至 3 樓、5 樓至 12 樓、15 樓至 21 樓 A 及 B 單位 - 第 2 座 22 樓 B 單位 - 第 3 座 1 樓至 3 樓、5 樓至 12 樓、15 樓至 21 樓 A 及 B 單位 以下單位：門鎖連拉手及自動關閉門裝置 - 第 1 座 1 樓至 3 樓、5 樓至 12 樓、15 樓至 23 樓 C 單位 - 第 2 座 1 樓至 3 樓、5 樓至 12 樓、15 樓至 23 樓 C 單位 - 第 3 座 1 樓至 3 樓、5 樓至 12 樓、15 樓至 23 樓 C 單位
		廚房通往工作間	防火實心木門	高光漆面	門鎖連拉手、門鼓及門擋
		工作間通往私人大堂	防火實心木門	木皮飾面及高光漆面	門鎖連拉手、門鼓及門擋
		平台	鋁質框配玻璃門	玻璃及氟化碳塗鋁質門框	門鎖連拉手及門擋
		通往天台的樓梯	鋁質框配玻璃門	玻璃及氟化碳塗鋁質門框	門鎖連拉手及門擋
		廚房	防火實心木門配防火玻璃視窗	所有單位除以下指定單位外：高光漆面 以下單位：木皮飾面及高光漆面 - 第 2 座 12 樓 B 單位	所有單位除以下指定單位外：門鎖連拉手、門鼓及門擋 以下單位：門鼓、門鎖、拉手及門擋 - 第 2 座 12 樓B 單位
		通往住宅標準層升降機大堂	防火實心木門	木皮飾面	門鎖連拉手、門鼓及門擋
		私人電梯大堂通往私人大堂	防火實心木門	木皮飾面及金屬線	門鎖連拉手、門鼓及門擋
		廚房通往私人大堂	防火實心木門	木皮飾面及高光漆面	所有單位除以下指定單位外：門鎖連拉手及門鼓 以下單位：門鎖連拉手、門鼓及門擋 - 第 3 座 1 樓至 3 樓、5 樓至 12 樓、15 樓至 21 樓 A 單位
		主人套房、套房、主人睡房及睡房	空心木門	所有單位除以下指定單位外：高光漆面 以下單位：木皮飾面 - 第 2 座 12 樓 B 單位	所有單位除以下指定單位外：門鎖連拉手、門鼓及門擋 以下單位：門鼓、門鎖、拉手及門擋 - 第 2 座 12 樓B 單位

賣方承諾如發展項目中沒有安裝指明的品牌名稱或產品型號的升降機或設備，便會安裝品質相若的升降機或設備。

FITTINGS, FINISHES AND APPLIANCES

裝置、裝修物料及設備

3. INTERIOR FITTINGS

				Material	Finishes		Accessories
a.	Doors	Store Room		For the following flats: Hollow core sliding timber door with timber grille - Flat A on 1/F-3/F, 5/F-12/F, 15/F-21/F of Tower 1 - Flat A on 1/F-3/F, 5/F-12/F, 15/F-21/F of Tower 3	High gloss lacquer		Lockset, sliding track and door stopper
				For the following flats: Hollow core swing timber door with timber grille - Flat B on 1/F-3/F, 5/F-12/F, 15/F-21/F of Tower 1 - Flat A & B on 1/F-3/F, 5/F-12/F, 15/F-22/F of Tower 2 - Flat B on 1/F-3/F, 5/F-12/F, 15/F-21/F of Tower 3			Lockset and door stopper
				Type	Material		
b.	Bathroom	(i)	Fittings and equipment	Basin cabinet	Wood and metal		
				Basin countertop	Natural stone		
				Wash basin	Vitreous China		
				Towel rod	Metal		
				Coat hook	Metal		
				Mixer	Metal		
				Water closet	Vitreous China		
				Paper holder	Metal		
				Mirror cabinet	Glass, mirror and metal		
		(ii)	Water supply system	For type and material of water supply system, please refer to “Water Supply” below			
		(iii)	Bathing facilities (including shower or bathtub, if applicable)	Shower	Metal		
				Bathtub	Acrylic	For the Master Bathroom of the following flats: - Flat A on 1/F-3/F, 5/F-12/F, 15/F-23/F of Tower 1 - Flat B on 1/F-3/F, 5/F-12/F, 15/F-21/F of Tower 1 - Flat A & B on 1/F-3/F, 5/F-12/F, 15/F-22/F of Tower 2 - Flat A on 23/F of Tower 2 - Flat A on 1/F-3/F, 5/F-12/F, 15/F-23/F of Tower 3 - Flat B on 1/F-3/F, 5/F-12/F, 15/F-21/F of Tower 3	
					Enamelled pressed steel		
				Shower cubicle	Glass and metal		
		(iv)	Size of bathtub, if applicable	For the Master Bathroom of the following flats: 1700mm(L) x 850mm(W) x 420mm(D) - Flat A on 1/F-3/F, 5/F-12/F, 15/F-23/F of Tower 1 - Flat A on 23/F of Tower 2 - Flat A on 1/F-3/F, 5/F-12/F, 15/F-23/F of Tower 3 For the Master Bathroom of the following flats: 1600mm(L) x 750mm(W) x 420mm(D) - Flat B on 1/F-3/F, 5/F-12/F, 15/F-21/F of Tower 1 - Flat A & B on 1/F-3/F, 5/F-12/F, 15/F-22/F of Tower 2 - Flat B on 1/F-3/F, 5/F-12/F, 15/F-21/F of Tower 3 Ensuite Bathroom of the following flats: 1500mm(L) x 700mm(W) x 390mm(D) - Flat A & B on 1/F-3/F, 5/F-12/F, 15/F-21/F of Tower 1 - Flat A & B on 1/F-3/F, 5/F-12/F, 15/F-22/F of Tower 2 - Flat A & B on 1/F-3/F, 5/F-12/F, 15/F-21/F of Tower 3 For the Ensuite Bathroom 3 of the following flats: 1500mm(L) x 700mm(W) x 390mm(D) - Flat A on 22/F-23/F of Tower 1 - Flat A on 23/F of Tower 2 - Flat A on 22/F-23/F of Tower 3 For the Ensuite Bathroom 4 of the following flat: 1500mm(L) x 700mm(W) x 390mm(D) - Flat A on 23/F of Tower 2			

The Vendor undertakes that if lifts or appliances of the specified brand name or model number are not installed in the Development, lifts or appliances of comparable quality will be installed.

FITTINGS, FINISHES AND APPLIANCES
裝置、裝修物料及設備

3. 室內裝置

				用料	裝修物料		配件
a.	門	儲物房		以下單位：空心趟木門連木格柵 - 第 1 座 1 樓至 3 樓、5 樓至 12 樓、15 樓至 21 樓 A 單位 - 第 3 座 1 樓至 3 樓、5 樓至 12 樓、15 樓至 21 樓 A 單位		高光漆面	門鎖、趟軌及門擋
				以下單位：空心平開木門連木格柵 - 第 1 座 1 樓至 3 樓、5 樓至 12 樓、15 樓至 21 樓 B 單位 - 第 2 座 1 樓至 3 樓、5 樓至 12 樓、15 樓至 22 樓 A 及 B 單位 - 第 3 座 1 樓至 3 樓、5 樓至 12 樓、15 樓至 21 樓 B 單位			門鎖及門擋
				類型	用料		
b.	浴室	(i)	裝置及設備	洗手盆櫃	木材及金屬		
				洗手盆檯面	天然石材		
				洗手盆	陶瓷		
				毛巾棍	金屬		
				衣帽鉤	金屬		
				水龍頭	金屬		
				坐廁	陶瓷		
				廁紙架	金屬		
				鏡櫃	玻璃，鏡及金屬		
				(ii)	供水系統	有關供水系統的類型和用料，請參閱以下「供水」的部份	
		(iii)	沐浴設施（包括花灑或浴缸（如適用的話））	花灑套裝	金屬		
				浴缸	丙烯酸樹脂	以下單位之主人浴室： - 第 1 座 1 樓至 3 樓、5 樓至 12 樓、15 樓至 23 樓 A 單位 - 第 1 座 1 樓至 3 樓、5 樓至 12 樓、15 樓至 21 樓 B 單位 - 第 2 座 1 樓至 3 樓、5 樓至 12 樓、15 樓至 22 樓 A 及 B 單位 - 第 2 座 23 樓 A 單位 - 第 3 座 1 樓至 3 樓、5 樓至 12 樓、15 樓至 23 樓 A 單位 - 第 3 座 1 樓至 3 樓、5 樓至 12 樓、15 樓至 21 樓 B 單位	
					搪瓷鋼板	以下單位之套房浴室： - 第 1 座 1 樓至 3 樓、5 樓至 12 樓、15 樓至 21 樓 A 及 B 單位 - 第 2 座 1 樓至 3 樓、5 樓至 12 樓、15 樓至 22 樓 A 及 B 單位 - 第 3 座 1 樓至 3 樓、5 樓至 12 樓、15 樓至 21 樓 A 及 B 單位 以下單位之套房浴室 3： - 第 1 座 22 樓至 23 樓 A 單位 - 第 2 座 23 樓 A 單位 - 第 3 座 22 樓至 23 樓 A 單位 以下單位之套房浴室 4： - 第 2 座 23 樓 A 單位	
				淋浴間	玻璃及金屬		
				(iv)	浴缸大小（如適用的話）	以下單位之主人浴室：1700 毫米 (長) x 850 毫米 (闊) x 420 毫米 (深) - 第 1 座 1 樓至 3 樓、5 樓至 12 樓、15 樓至 23 樓 A 單位 - 第 2 座 23 樓 A 單位 - 第 3 座 1 樓至 3 樓、5 樓至 12 樓、15 樓至 23 樓 A 單位 以下單位之主人浴室：1600 毫米 (長) x 750 毫米 (闊) x 420 毫米 (深) - 第 1 座 1 樓至 3 樓、5 樓至 12 樓、15 樓至 21 樓 B 單位 - 第 2 座 1 樓至 3 樓、5 樓至 12 樓、15 樓至 22 樓 A 及 B 單位 - 第 3 座 1 樓至 3 樓、5 樓至 12 樓、15 樓至 21 樓 B 單位 以下單位之套房浴室：1500 毫米 (長) x 700 毫米 (闊) x 390 毫米 (深) - 第 1 座 1 樓至 3 樓、5 樓至 12 樓、15 樓至 21 樓 A 及 B 單位 - 第 2 座 1 樓至 3 樓、5 樓至 12 樓、15 樓至 22 樓 A 及 B 單位 - 第 3 座 1 樓至 3 樓、5 樓至 12 樓、15 樓至 21 樓 A 及 B 單位 以下單位之套房浴室 3：1500 毫米 (長) x 700 毫米 (闊) x 390 毫米 (深) - 第 1 座 22 樓至 23 樓 A 單位 - 第 2 座 23 樓 A 單位 - 第 3 座 22 樓至 23 樓 A 單位 以下單位之套房浴室 4：1500 毫米 (長) x 700 毫米 (闊) x 390 毫米 (深) - 第 2 座 23 樓 A 單位	

賣方承諾如發展項目中沒有安裝指明的品牌名稱或產品型號的升降機或設備，便會安裝品質相若的升降機或設備。

FITTINGS, FINISHES AND APPLIANCES

裝置、裝修物料及設備

3. INTERIOR FITTINGS

				Material	
c.	Kitchen	(i)	Sink Unit	Stainless steel	
		(ii)	Water supply system	For material of water supply system, please refer to "Water Supply" below	
				Material	Finishes
		(iii)	Kitchen cabinet	Wood and metal	High gloss lacquer
				Description	
		(iv)	Type of all other fittings and equipment	Metal hot and cold water mixer	
			Description		
d.	Telephone	Location and number of connection points		For the location and number of connection points, please refer to "Schedule of Mechanical & Electrical Provisions of Residential Units"	
e.	Aerials	Location and number of connection points		For the location and number of connection points, please refer to "Schedule of Mechanical & Electrical Provisions of Residential Units"	
f.	Electrical installations	(i)	Electrical fittings (including safety devices)	Switch, faceplate for socket and electricity supply board with miniature circuit breakers	
		(ii)	Whether conduits are concealed or exposed	Conduits are partly concealed and partly exposed Other than those parts of the conduits concealed within concrete, the rest of the conduits are exposed. The exposed conduits may be covered or hidden by false ceilings, bulkheads, cabinets, claddings, non-concrete partition walls, designated pipe ducts or other materials	
		(iii)	Location and number of power points and air-conditioner points	For the location and number of power points and air-conditioner points, please refer to "Schedule of Mechanical & Electrical Provisions of Residential Units"	
g.	Gas supply	Type		Town Gas	
		System		Gas supply pipe is provided and connected to gas hob and water heater	
		Location		Please refer to the "Schedule of Mechanical & Electrical Provisions of Residential Units"	
h.	Washing machine connection point	Location		Please refer to the "Schedule of Mechanical & Electrical Provisions of Residential Units"	
		Design		Water supply point of a design of 15mm diameter and drainage point of a design of 40mm in diameter	
i.	Water supply	(i)	Material of water pipes	Copper pipes are used for hot and cold water supply uPVC pipes are used for flush water supply	
		(ii)	Whether water pipes are concealed or exposed	Water pipes are partly concealed and partly exposed Other than those parts of water pipes concealed within concrete, the rest of the water pipes are exposed. The exposed water pipes may be covered or hidden by false ceilings, bulkheads, cabinets, claddings, non-concrete partition walls, designated pipe ducts or other materials	
		(iii)	Whether hot water is available	Hot water is available for kitchen, bathroom and toilet	

The Vendor undertakes that if lifts or appliances of the specified brand name or model number are not installed in the Development, lifts or appliances of comparable quality will be installed.

FITTINGS, FINISHES AND APPLIANCES

裝置、裝修物料及設備

3. INTERIOR FITTINGS

				用料	
c.	廚房	(i)	洗滌盆	不銹鋼	
		(ii)	供水系統	有關供水系統的用料，請參閱以下「供水」的部份	
				用料	裝修物料
		(iii)	廚櫃	木材及金屬	高光漆面
				描述	
		(iv)	所有其他裝置及設備的類型	金屬冷熱水龍頭	
				描述	
d.	電話	接駁點的位置及數目		有關接駁點的位置及數目，請參考「住宅單位機電裝置數量說明表」	
e.	天線	接駁點的位置及數目		有關接駁點的位置及數目，請參考「住宅單位機電裝置數量說明表」	
f.	電力裝置	(i)	供電附件（包括安全裝置）	開關掣、插座之面板及電力配電箱並裝置微型斷路器	
		(ii)	導管是隱藏或外露	導管是部分隱藏及部分外露 除部分隱藏於混凝土內之導管外，其他部分的導管均為外露。外露的導管可能被假天花、假陣、櫃、面板、非混凝土間隔牆、指定之管導槽位或其他物件遮蓋或暗藏	
		(iii)	電插座及空調機接駁點的位置及數目	有關電插座及空調機接駁點的位置及數目，請參考「住宅單位機電裝置數量說明表」	
g.	氣體供應	類型		煤氣	
		系統		煤氣喉接駁煤氣煮食爐及熱水爐	
		位置		請參閱「住宅單位機電裝置數量說明表」	
h.	洗衣機接駁點	位置		請參閱「住宅單位機電裝置數量說明表」	
		設計		設有洗衣機直徑 40 毫米之去水接駁喉位及直徑 15 毫米之來水接駁喉位	
i.	供水	(i)	水管的用料	冷熱水供應採用銅喉管 沖廁水喉採用膠喉管	
		(ii)	水管是隱藏或外露	水管部分隱藏並部分外露 除部分隱藏於混凝土內之水管外，其他部分的水管均為外露。外露的水管可能以假天花、假陣、櫃、飾面板、混凝土分隔牆、管道槽或其他物料覆蓋或掩藏	
		(iii)	有否熱水供應	於廚房、浴室及洗手間內有熱水供應	

賣方承諾如發展項目中沒有安裝指明的品牌名稱或產品型號的升降機或設備，便會安裝品質相若的升降機或設備。

FITTINGS, FINISHES AND APPLIANCES

裝置、裝修物料及設備

4. MISCELLANEOUS

Item			Description				
a.	Lifts	Residential Lift	(i)	Brand name and model number	Brand Name	Schindler	
					Model number	Schindler 5500	
			(ii)	Number and floors served by them	Tower 1	1 lift serving LG1/F-LG4/F, G/F-3/F, 5/F-12/F, 15/F-23/F	
					Tower 2	3 lifts serving LG2/F-LG4/F, G/F-3/F, 5/F-12/F, 15/F-23/F	
		Tower 3			4 lifts serving LG2/F-LG4/F, G/F-3/F, 5/F-12/F, 15/F-23/F		
		Residential Shuttle Lift	(i)	Brand name and model number	Brand name	Schindler	
					Model number	Schindler 5500	
(ii)	Number and floors served by them		1 lift serving LG1/F-G/F				
b.	Letter box		Material		Metal and leather		
c.	Refuse collection		(i)	Means of refuse collection	Refuse will be collected by cleaner and centrally handled at refuse storage and material recovery chamber.		
			(ii)	Location of refuse room	Refuse room is provided in the common area of each residential floor of the towers. Refuse storage and material recovery chamber located on LG1/F of the Development.		
					Water meter	Electricity meter	Gas meter
d.	Water meter, electricity meter and gas meter		(i)	Location	Separate water meter for individual flat is provided in the Water Meter Cabinet on 3/F, 5/F, 7/F, 9/F, 11/F, 15/F, 17/F, 19/F, 21/F, 22/F and 23/F of Tower 1 and Tower 2 and 2/F, 5/F, 7/F, 9/F, 11/F, 15/F, 17/F, 19/F, 21/F, 22/F and 23/F of Tower 3.	Separate electricity meter for individual flat is provided in the Electrical Meter Room on each residential floor of respective tower.	Separate gas meter for individual flat is provided in the Pipe Duct on each residential floor of respective tower.
			(ii)	Whether they are separate or communal meters for residential properties	Separate	Separate	Separate

5. SECURITY FACILITIES

Item	Description
Security system and equipment (including details of built-in provisions and their locations)	CCTV cameras are provided at entrance lobbies, car parks, clubhouse, lifts and common areas and connected to the Management Office. Visitor intercom panel and security system are provided at tower entrance lobbies. Vehicular control system is installed at car parks. Each residential unit is equipped with video door phone connected to entrance lobby.

6. APPLIANCES

Item	Description
Brand name and model number	For brand name and model number of appliances provision, please refer to the “Appliances Schedule”.

The Vendor undertakes that if lifts or appliances of the specified brand name or model number are not installed in the Development, lifts or appliances of comparable quality will be installed.

FITTINGS, FINISHES AND APPLIANCES

裝置、裝修物料及設備

4. 雜項

細項			描述				
a.	升降機	住宅升降機	(i)	品牌名稱及產品型號	品牌名稱	迅達	
				產品型號	Schindler 5500		
			(ii)	升降機的數目及到達的樓層	第 1 座	1 部升降機到達低層地下 1 樓至低層地下 4 樓、地下至 3 樓、5 樓至 12 樓、15 樓至 23 樓	
					第 2 座	3 部升降機到達低層地下 2 樓至低層地下 4 樓、地下至 3 樓、5 樓至 12 樓、15 樓至 23 樓	
		第 3 座			4 部升降機到達低層地下 2 樓至低層地下 4 樓、地下至 3 樓、5 樓至 12 樓、15 樓至 23 樓		
		住宅穿梭升降機	(i)	品牌名稱及產品型號	品牌名稱	迅達	
產品型號	Schindler 5500						
(ii)	升降機的數目及到達的樓層		1部升降機到達低層地下1樓至地下				
b.	信箱		用料		金屬及皮革		
c.	垃圾收集		(i)	垃圾收集的方法	垃圾將由清潔工人收集並於垃圾儲存及物料回收室集中處理。		
			(ii)	垃圾房的位置	垃圾房設於住宅大樓每層的公共空間內。 垃圾儲存及物料回收室位於發展項目低層地下 1 樓。		
			水錶		電錶	氣體錶	
d.	水錶、電錶及氣體錶		(i)	位置	每一個單位之獨立水錶安裝於住宅大廈第1座及第2座之3樓、5樓、7樓、9樓、11樓、15樓、17樓、19樓、21樓、22樓及23樓及第3座之2樓、5樓、7樓、9樓、11樓、15樓、17樓、19樓、21樓、22樓及23樓之水錶箱內。	每一個單位之獨立電錶安裝於其住宅大廈每一層之電錶房內。	每一個單位之獨立煤氣錶安裝於其住宅大廈每層之管道槽內。
			(ii)	就住宅單位而言是獨立抑或公用的錶	獨立	獨立	獨立

5. 保安設施

細項	描述
保安系統及設備 (包括嵌入式的裝備的細節及其位置)	入口大堂、停車場、會所、升降機內及公用地方均設有閉路電視連接管理處。 各座入口大堂均提供訪客對講機及保安系統。停車場設有汽車控制系統。每戶住宅單位設有視像對講機連接入口大堂。

6. 設備

細項	描述
品牌名稱及產品型號	有關設備的品牌名稱及產品型號，請參考「設備說明表」。

賣方承諾如發展項目中沒有安裝指明的品牌名稱或產品型號的升降機或設備，便會安裝品質相若的升降機或設備。

FITTINGS, FINISHES AND APPLIANCES

裝置、裝修物料及設備

Appliances Schedule 設備說明表

Tower 1 第 1 座

Appliance 設備	Brand Name 品牌名稱	Model Number 產品型號	1/F 1樓			2/F-3/F, 5/F-12/F, 15/F-21/F 2樓-3樓、5樓-12樓、 15樓-21樓			22/F 22樓		23/F 23樓	
			A	B	C	A	B	C	A	C	A	C
VRV Indoor Unit 可變製冷劑流量系統室內機	Daikin 大金	FXDP22QPVC	Y	Y	Y	Y	Y	Y	Y	Y	Y	Y
		FXDP28QPVC	Y	Y	Y	Y	Y	Y	-	Y	-	Y
		FXDP36QPVC	Y	Y	-	Y	Y	-	Y	-	Y	-
		FXDP45QPVC	Y	Y	-	Y	Y	-	Y	-	Y	-
		FXDP56QPVC	-	Y	Y	-	Y	Y	-	Y	-	Y
		FXDP71QPVC	-	-	-	-	-	-	Y	-	Y	-
		FXAQ20AVM	Y	Y	-	Y	Y	-	Y	-	Y	-
VRV Outdoor Unit 可變製冷劑流量系統室外機		RJZQ4AAV	-	-	Y	-	-	Y	-	Y	-	Y
		RJZQ5AAV	Y	Y	Y	Y	Y	Y	Y	Y	Y	Y
Instantaneous Electric Water Heater 即熱式電熱水爐	Stiebel Eltron	DHE 27 SLi	Y	Y	Y	Y	Y	Y	Y	Y	Y	Y
		DHE 18/21/24 SLi	Y	Y	-	Y	Y	-	Y	-	Y	-
		DHM 6	Y	Y	Y	Y	Y	Y	Y	Y	Y	Y
Cooker Hood 抽油煙機	Gaggenau	AW442 120	Y	Y	-	Y	Y	-	Y	-	Y	-
		AW240 191	-	-	Y	-	-	Y	-	Y	-	Y
Gas Cooking Hob (Single Burner) 單頭氣體煮食爐		VG231 320HK	Y	Y	Y	Y	Y	Y	Y	Y	Y	Y
Gas Cooking Hob (Double Burner) 雙頭氣體煮食爐		VG232 320HK	Y	Y	-	Y	Y	-	Y	-	Y	-
Induction Hob (2 Cooking Zones) 雙頭電磁爐		VI232 120	Y	Y	Y	Y	Y	Y	Y	Y	Y	Y
Microwave Oven 微波爐		BMP2241 110	Y	-	-	Y	-	-	Y	-	Y	-
		BMP225 110	-	Y	Y	-	Y	Y	-	Y	-	Y
Steamer 蒸爐		BSP220111	-	-	-	-	-	-	-	-	Y	-
		BSP221111	Y	Y	-	Y	Y	-	Y	-	-	-
Combi Oven with Steam 蒸焗爐		BSP250111	-	-	Y	-	-	Y	-	Y	-	Y
Electric Oven 電焗爐		BOP210112	-	-	-	-	-	-	-	-	Y	-
		BOP211112	Y	Y	-	Y	Y	-	Y	-	-	-
Coffee Machine 咖啡機		CMP250 112	Y	Y	-	Y	Y	-	Y	-	Y	-
Wine Cellar 酒櫃		RW404 261	Y	Y	-	Y	Y	-	Y	-	Y	-
Plate Warmer 暖碟抽屜		WSP221 110	Y	Y	-	Y	Y	-	Y	-	Y	-
Dishwasher 洗碗碟機		DF480162	Y	Y	-	Y	Y	-	Y	-	Y	-

The Vendor undertakes that if lifts or appliances of the specified brand name or model number are not installed in the Development, lifts or appliances of comparable quality will be installed.

Notes:

- “Y” denotes such appliance(s) is/are provided and/or installed in the residential unit. “-” denotes “not provided”.
- 4/F, 13/F and 14/F are omitted.
- The Vendor may substitute the appliances with a model of the same specification but with opposite side of hinge or a different model with comparable quality.

賣方承諾如發展項目中沒有安裝指明的品牌名稱或產品型號的升降機或設備，便會安裝品質相若的升降機或設備。

備註：

- “Y”表示此設備於該住宅單位內提供及/或安裝。符號“-”表示“不提供”。
- 不設 4 樓、13 樓及 14 樓。
- 賣方可能以相同規格但對等相反鉸鏈的型號，或以品質相若的不同型號代替設備。

FITTINGS, FINISHES AND APPLIANCES
裝置、裝修物料及設備

Appliances Schedule 設備說明表
Tower 1 第 1 座

Appliance 設備	Brand Name 品牌名稱	Model Number 產品型號	1/F 1樓			2/F-3/F, 5/F-12/F, 15/F-21/F 2樓-3樓、5樓-12樓、 15樓-21樓			22/F 22樓		23/F 23樓	
			A	B	C	A	B	C	A	C	A	C
Double Door Refrigerator 雙門雪櫃	Sub-Zero	ICBBI 42S/S/TH	Y	Y	-	Y	Y	-	Y	-	Y	-
Built-in Double Door Refrigerator 嵌入式雙門雪櫃	Gaggenau	RB280303	-	-	Y	-	-	Y	-	Y	-	Y
Washer 洗衣機	Miele	WDD 020	Y	Y	-	Y	Y	-	Y	-	Y	-
Dryer 乾衣機		TDD 120 WP	Y	Y	-	Y	Y	-	Y	-	Y	-
Washer & Dryer 洗衣乾衣機	Gaggenau	WD200140	-	-	Y	-	-	Y	-	Y	-	Y
Thermo Ventilator 浴室寶	Panasonic	FV-30BC3H	Y	Y	Y	Y	Y	Y	Y	Y	Y	Y
		FV-40BE2H	Y	Y	-	Y	Y	-	Y	-	Y	-
Exhaust Air Fan 抽氣扇	Nicotra	DPT07-13H	Y	Y	Y	Y	Y	Y	-	Y	-	Y
		DPT10-24H	Y	Y	Y	Y	Y	Y	Y	Y	Y	Y
		DPT15-32B	-	-	Y	-	-	Y	-	Y	-	Y
		DPT15-34H	-	Y	-	-	Y	-	-	-	-	-
		DPT15-45H	Y	-	-	Y	-	-	-	-	-	-
		DPT20-54B	Y	Y	-	Y	Y	-	Y	-	Y	-
		DPT20-54C	-	-	-	-	-	-	-	-	-	-
		DPT20-56H	-	-	-	-	-	-	Y	-	Y	-

The Vendor undertakes that if lifts or appliances of the specified brand name or model number are not installed in the Development, lifts or appliances of comparable quality will be installed.

Notes:

- “Y” denotes such appliance(s) is/are provided and/or installed in the residential unit. “-” denotes “not provided”.
- 4/F, 13/F and 14/F are omitted.
- The Vendor may substitute the appliances with a model of the same specification but with opposite side of hinge or a different model with comparable quality.

賣方承諾如發展項目中沒有安裝指明的品牌名稱或產品型號的升降機或設備，便會安裝品質相若的升降機或設備。

備註：

- “Y” 表示此設備於該住宅單位內提供及/或安裝。符號“-”表示“不提供”。
- 不設 4 樓、13 樓及 14 樓。
- 賣方可能以相同規格但對等相反鉸鏈的型號，或以品質相若的不同型號代替設備。

FITTINGS, FINISHES AND APPLIANCES

裝置、裝修物料及設備

Appliances Schedule 設備說明表

Tower 2 第2座

Appliance 設備	Brand Name 品牌名稱	Model Number 產品型號	1/F 1樓			2/F-3/F, 5/F-12/F, 15/F-21/F 2樓-3樓、5樓-12樓、 15樓-21樓			22/F 22樓			23/F 23樓	
			A	B	C	A	B	C	A	B	C	A	C
VRV Indoor Unit 可變製冷劑流量系統室內機	Daikin 大金	FXDP22QPVC	Y	Y	Y	Y	Y	Y	Y	Y	Y	Y	Y
		FXDP28QPVC	Y	Y	Y	Y	Y	Y	Y	Y	Y	-	Y
		FXDP36QPVC	Y	Y	-	Y	Y	-	Y	Y	-	Y	-
		FXDP45QPVC	Y	Y	-	Y	Y	-	Y	Y	-	Y	-
		FXDP56QPVC	Y	Y	Y	Y	Y	Y	Y	Y	Y	-	Y
		FXDP71QPVC	-	-	-	-	-	-	-	-	-	Y	-
		FXAQ20AVM	Y	Y	-	Y	Y	-	Y	Y	-	Y	-
VRV Outdoor Unit 可變製冷劑流量系統室外機		RJZQ4AAV	-	-	Y	-	-	Y	-	-	Y	-	Y
		RJZQ5AAV	Y	Y	Y	Y	Y	Y	Y	Y	Y	Y	Y
Instantaneous Electric Water Heater 即熱式電熱水爐	Stiebel Eltron	DHE 27 SLi	Y	Y	Y	Y	Y	Y	Y	Y	Y	Y	Y
		DHE 18/21/24 SLi	Y	Y	-	Y	Y	-	Y	Y	-	Y	-
		DHM 6	Y	Y	Y	Y	Y	Y	Y	Y	Y	Y	Y
Cooker Hood 抽油煙機	Gaggenau	AW442 120	Y	Y	-	Y	Y	-	Y	Y	-	-	-
		AW240 191	-	-	Y	-	-	Y	-	-	Y	-	Y
		AW442 160	-	-	-	-	-	-	-	-	-	Y	-
Gas Cooking Hob (Single Burner) 單頭氣體煮食爐		VG231 320HK	Y	Y	Y	Y	Y	Y	Y	Y	Y	Y	Y
Gas Cooking Hob (Double Burner) 雙頭氣體煮食爐		VG232 320HK	Y	Y	-	Y	Y	-	Y	Y	-	Y	-
Induction Hob (2 Cooking Zones) 雙頭電磁爐		VI232 120	Y	Y	Y	Y	Y	Y	Y	Y	Y	Y	Y
Microwave Oven 微波爐		BMP224110	-	Y	-	-	Y	-	Y	-	-	-	-
		BMP225110	Y	-	Y	Y	-	Y	-	Y	Y	Y	Y
Steamer 蒸爐		BSP220111	-	Y	-	-	Y	-	-	Y	-	-	-
		BSP221111	Y	-	-	Y	-	-	Y	-	-	Y	-
Combi Oven with Steam 蒸焗爐		BSP250111	-	-	Y	-	-	Y	-	-	Y	-	Y
Electirc Oven 電焗爐		BOP210112	-	Y	-	-	Y	-	-	Y	-	-	-
		BOP211112	Y	-	-	Y	-	-	Y	-	-	Y	-
Coffee Machine 咖啡機		CMP250 112	Y	Y	-	Y	Y	-	Y	Y	-	Y	-
Wine Cellar 酒櫃		RW404 261	Y	Y	-	Y	Y	-	Y	Y	-	Y	-
Plate Warmer 暖碟抽屜		WSP221 110	Y	Y	-	Y	Y	-	Y	Y	-	Y	-
Dishwasher 洗碗碟機		DF480162	Y	Y	-	Y	Y	-	Y	Y	-	Y	-
Electirc Grill 電烤爐		VR230 120	-	-	-	-	-	-	-	-	-	Y	-

The Vendor undertakes that if lifts or appliances of the specified brand name or model number are not installed in the Development, lifts or appliances of comparable quality will be installed.

Notes:

- “Y” denotes such appliance(s) is/are provided and/or installed in the residential unit. “-” denotes “not provided”.
- 4/F, 13/F and 14/F are omitted.
- The Vendor may substitute the appliances with a model of the same specification but with opposite side of hinge or a different model with comparable quality.

賣方承諾如發展項目中沒有安裝指明的品牌名稱或產品型號的升降機或設備，便會安裝品質相若的升降機或設備。

備註：

- “Y”表示此設備於該住宅單位內提供及/或安裝。符號“-”表示“不提供”。
- 不設4樓、13樓及14樓。
- 賣方可能以相同規格但對等相反鉸鏈的型號，或以品質相若的不同型號代替設備。

FITTINGS, FINISHES AND APPLIANCES
裝置、裝修物料及設備

Appliances Schedule 設備說明表
Tower 2 第2座

Appliance 設備	Brand Name 品牌名稱	Model Number 產品型號	1/F 1樓			2/F-3/F, 5/F-12/F, 15/F-21/F 2樓-3樓、5樓-12樓、 15樓-21樓			22/F 22樓			23/F 23樓	
			A	B	C	A	B	C	A	B	C	A	C
Double Door Refrigerator 雙門雪櫃	Sub-Zero	ICBBI 42S/S/TH	Y	Y	-	Y	Y	-	Y	Y	-	Y	-
Built-in Double Door Refrigerator 嵌入式雙門雪櫃	Gaggenau	RB280303	-	-	Y	-	-	Y	-	-	Y	-	Y
Washer 洗衣機	Miele	WDD 020	Y	Y	-	Y	Y	-	Y	Y	-	Y	-
Dryer 乾衣機		TDD 120 WP	Y	Y	-	Y	Y	-	Y	Y	-	Y	-
Washer & Dryer 洗衣乾衣機	Gaggenau	WD200140	-	-	Y	-	-	Y	-	-	Y	-	Y
Thermo Ventilator 浴室寶	Panasonic	FV-30BG3H	Y	Y	Y	Y	Y	Y	Y	Y	Y	Y	Y
		FV-40BE2H	Y	Y	-	Y	Y	-	Y	Y	-	Y	-
Exhaust Air Fan 抽氣扇	Nicotra	DPT07-13H	-	Y	Y	-	Y	Y	-	-	Y	-	Y
		DPT10-24H	Y	Y	Y	Y	Y	Y	Y	Y	Y	Y	Y
		DPT15-32B	-	-	Y	-	-	Y	-	-	Y	-	Y
		DPT15-34H	Y	Y	-	Y	Y	-	Y	Y	-	-	-
		DPT20-54B	Y	Y	-	Y	Y	-	Y	Y	-	-	-
		DPT20-54C	-	-	-	-	-	-	-	-	-	Y	-

The Vendor undertakes that if lifts or appliances of the specified brand name or model number are not installed in the Development, lifts or appliances of comparable quality will be installed.

Notes:

- “Y” denotes such appliance(s) is/are provided and/or installed in the residential unit. “-” denotes “not provided”.
- 4/F, 13/F and 14/F are omitted.
- The Vendor may substitute the appliances with a model of the same specification but with opposite side of hinge or a different model with comparable quality.

賣方承諾如發展項目中沒有安裝指明的品牌名稱或產品型號的升降機或設備，便會安裝品質相若的升降機或設備。

備註：

- “Y” 表示此設備於該住宅單位內提供及/或安裝。符號“-”表示“不提供”。
- 不設 4 樓、13 樓及 14 樓。
- 賣方可能以相同規格但對等相反鉸鏈的型號，或以品質相若的不同型號代替設備。

FITTINGS, FINISHES AND APPLIANCES

裝置、裝修物料及設備

Appliances Schedule 設備說明表

Tower 3 第3座

Appliance 設備	Brand Name 品牌名稱	Model Number 產品型號	1/F 1樓			2/F-3/F, 5/F-12/F, 15/F-21/F 2樓-3樓、5樓-12樓、 15樓-21樓			22/F 22樓		23/F 23樓	
			A	B	C	A	B	C	A	C	A	C
VRV Indoor Unit 可變製冷劑流量系統室內機	Daikin 大金	FXDP22QPVC	Y	Y	Y	Y	Y	Y	Y	Y	Y	Y
		FXDP28QPVC	Y	Y	Y	Y	Y	Y	-	Y	-	Y
		FXDP36QPVC	Y	Y	-	Y	Y	-	Y	-	Y	-
		FXDP45QPVC	Y	Y	-	Y	Y	-	Y	-	Y	-
		FXDP56QPVC	-	Y	Y	-	Y	Y	-	Y	-	Y
		FXDP71QPVC	-	-	-	-	-	-	Y	-	Y	-
		FXAQ20AVM	Y	Y	-	Y	Y	-	Y	-	Y	-
VRV Outdoor Unit 可變製冷劑流量系統室外機		RJZQ4AAV	-	-	Y	-	-	Y	-	Y	-	Y
		RJZQ5AAV	Y	Y	Y	Y	Y	Y	Y	Y	Y	Y
Instantaneous Electric Water Heater 即熱式電熱水爐	Stiebel Eltron	DHE 27 SLi	Y	Y	Y	Y	Y	Y	Y	Y	Y	Y
		DHE 18/21/24 SLi	Y	Y	-	Y	Y	-	Y	-	Y	-
		DHM 6	Y	Y	Y	Y	Y	Y	Y	Y	Y	Y
Cooker Hood 抽油煙機	Gaggenau	AW442 120	Y	Y	-	Y	Y	-	Y	-	Y	-
		AW240 191	-	-	Y	-	-	Y	-	Y	-	Y
Gas Cooking Hob (Single Burner) 單頭氣體煮食爐		VG231 320HK	Y	Y	Y	Y	Y	Y	Y	Y	Y	Y
Gas Cooking Hob (Double Burner) 雙頭氣體煮食爐		VG232 320HK	Y	Y	-	Y	Y	-	Y	-	Y	-
Induction Hob (2 Cooking Zones) 雙頭電磁爐		VI232 120	Y	Y	Y	Y	Y	Y	Y	Y	Y	Y
Microwave Oven 微波爐		BMP224110	-	Y	-	-	Y	-	-	-	-	-
		BMP225110	Y	-	Y	Y	-	Y	Y	Y	Y	Y
Steamer 蒸爐		BSP220111	Y	Y	-	Y	Y	-	Y	-	-	-
		BSP221111	-	-	-	-	-	-	-	-	Y	-
Combi Oven with Steam 蒸焗爐		BSP250111	-	-	Y	-	-	Y	-	Y	-	Y
Electric Oven 電焗爐		BOP210112	Y	Y	-	Y	Y	-	Y	-	-	-
		BOP211112	-	-	-	-	-	-	-	-	Y	-
Coffee Machine 咖啡機		CMP250 112	Y	Y	-	Y	Y	-	Y	-	Y	-
Wine Cellar 酒櫃		RW404 261	Y	Y	-	Y	Y	-	Y	-	Y	-
Plate Warmer 暖碟抽屜		WSP221 110	Y	Y	-	Y	Y	-	Y	-	Y	-
Dishwasher 洗碗碟機		DF480162	Y	Y	-	Y	Y	-	Y	-	Y	-

The Vendor undertakes that if lifts or appliances of the specified brand name or model number are not installed in the Development, lifts or appliances of comparable quality will be installed.

Notes:

- “Y” denotes such appliance(s) is/are provided and/or installed in the residential unit. “-” denotes “not provided”.
- 4/F, 13/F and 14/F are omitted.
- The Vendor may substitute the appliances with a model of the same specification but with opposite side of hinge or a different model with comparable quality.

賣方承諾如發展項目中沒有安裝指明的品牌名稱或產品型號的升降機或設備，便會安裝品質相若的升降機或設備。

備註：

- “Y”表示此設備於該住宅單位內提供及/或安裝。符號“-”表示“不提供”。
- 不設4樓、13樓及14樓。
- 賣方可能以相同規格但對等相反鉸鏈的型號，或以品質相若的不同型號代替設備。

FITTINGS, FINISHES AND APPLIANCES
裝置、裝修物料及設備

Appliances Schedule 設備說明表
Tower 3 第3座

Appliance 設備	Brand Name 品牌名稱	Model Number 產品型號	1/F 1樓			2/F-3/F, 5/F-12/F, 15/F-21/F 2樓-3樓、5樓-12樓、 15樓-21樓			22/F 22樓		23/F 23樓	
			A	B	C	A	B	C	A	C	A	C
Double Door Refrigerator 雙門雪櫃	Sub-Zero	ICBBI 42S/S/TH	Y	Y	-	Y	Y	-	Y	-	Y	-
Built-in Double Door Refrigerator 嵌入式雙門雪櫃	Gaggenau	RB280303	-	-	Y	-	-	Y	-	Y	-	Y
Washer 洗衣機	Miele	WDD 020	Y	Y	-	Y	Y	-	Y	-	Y	-
Dryer 乾衣機		TDD 120 WP	Y	Y	-	Y	Y	-	Y	-	Y	-
Washer & Dryer 洗衣乾衣機	Gaggenau	WD200140	-	-	Y	-	-	Y	-	Y	-	Y
Thermo Ventilator 浴室寶	Panasonic	FV-30BC3H	Y	Y	Y	Y	Y	Y	Y	Y	Y	Y
		FV-40BE2H	Y	Y	-	Y	Y	-	Y	-	Y	-
Exhaust Air Fan 抽氣扇	Nicotra	DPT07-13H	Y	Y	Y	Y	Y	Y	-	Y	-	Y
		DPT10-24H	Y	Y	Y	Y	Y	Y	Y	Y	Y	Y
		DPT15-32B	-	-	Y	-	-	Y	-	Y	-	Y
		DPT15-34H	-	Y	-	-	Y	-	-	-	-	-
		DPT15-45H	Y	-	-	Y	-	-	-	-	-	-
		DPT20-54B	Y	Y	-	Y	Y	-	Y	-	Y	-
		DPT20-54C	-	-	-	-	-	-	-	-	-	-
		DPT20-56H	-	-	-	-	-	-	Y	-	Y	-

The Vendor undertakes that if lifts or appliances of the specified brand name or model number are not installed in the Development, lifts or appliances of comparable quality will be installed.

Notes:

- “Y” denotes such appliance(s) is/are provided and/or installed in the residential unit. “-” denotes “not provided”.
- 4/F, 13/F and 14/F are omitted.
- The Vendor may substitute the appliances with a model of the same specification but with opposite side of hinge or a different model with comparable quality.

賣方承諾如發展項目中沒有安裝指明的品牌名稱或產品型號的升降機或設備，便會安裝品質相若的升降機或設備。

備註：

- “Y” 表示此設備於該住宅單位內提供及/或安裝。符號“-”表示“不提供”。
- 不設 4 樓、13 樓及 14 樓。
- 賣方可能以相同規格但對等相反鉸鏈的型號，或以品質相若的不同型號代替設備。

FITTINGS, FINISHES AND APPLIANCES
裝置、裝修物料及設備

Schedule of Mechanical & Electrical Provisions of Residential Units 住宅單位機電裝置數量說明表
Tower 1 第1座

Location 位置	Description 描述	1/F 1樓			2/F-3/F, 5/F-12/F, 15/F-21/F 2樓-3樓、5樓-12樓、 15樓-21樓			22/F 22樓		23/F 23樓	
		A	B	C	A	B	C	A	C	A	C
Private Lift Lobby 私人升降機大堂	Lighting Point 燈位	4	4	1	4	4	1	4	1	4	1
	Door Bell Push Button 門鈴按鈕	1	1	1	1	1	1	1	1	1	1
	13A Single Socket Outlet 13 安培單位電插座	1	1	1	1	1	1	1	1	1	1
	Connection Unit for Indoor A/C Unit 室內冷氣機接線座	2	1	1	2	1	1	1	1	1	1
	Connection Unit for Exhaust Fan 抽氣扇接線座	1	1	1	1	1	1	1	1	1	1
	Smoke Detector for Private Lift Lobby 私人升降機大堂煙霧感應器	2	2	1	2	2	1	2	1	2	1
Private Lobby 私人大堂	Lighting Switch 燈掣	1	1	-	1	1	-	1	-	1	-
	Lighting Point 燈位	1	1	-	1	1	-	1	-	1	-
	Exhaust Fan Switch for Private Lift Lobby 私人升降機大堂抽氣扇開關掣	1	1	-	1	1	-	1	-	1	-
	Lighting Switch for Kitchen 廚房燈掣	2	2	-	2	2	-	-	-	-	-
Living Room / Dining Room /Corridor 客廳/飯廳/走廊	Central Controller for VRV Unit 可變冷媒流量空調機中央控制器	-	-	1	-	-	1	-	1	-	1
	13A Single Socket Outlet (with USB Port) 13 安培單位電插座（附有 USB 接口）	2	2	3	2	2	3	2	3	2	3
	13A Twin Socket Outlet 13 安培雙位電插座	3	3	2	3	3	2	5	2	5	2
	TV/FM Outlet 電視及電台插座	3	3	2	3	3	2	5	2	5	2
	Lighting Point 燈位	9	9	4	9	9	4	16	4	18	4
	Telephone Outlet 電話插座	2	2	2	2	2	2	2	2	2	2
	Video Door Phone 視像對講機	1	1	1	1	1	1	1	1	1	1
	Lighting Switch 燈掣	8	8	7	8	8	7	11	7	11	7
	Lighting Switch for Kitchen 廚房燈掣	2	2	2	2	2	2	2	2	2	2
	Lighting Switch for Private Lift Lobby 私人升降機大堂燈掣	1	1	1	1	1	1	1	1	1	1
	Instantaneous Electric Water Heater Switch for Toilet/Bathroom 洗手間/浴室即熱式電熱水爐開關掣	1	1	1	1	1	1	1	1	1	1
	Lighting Switch for Toilet/Bathroom 洗手間/浴室燈掣	2	2	2	2	2	2	2	2	2	2
	Exhaust Fan Switch for Toilet/Bathroom 洗手間/浴室抽氣扇開關掣	1	1	1	1	1	1	1	1	1	1
	Thermo Ventilator Switch for Toilet/Bathroom 洗手間/浴室浴室寶開關掣	1	1	1	1	1	1	1	1	1	1
	Data Outlet 數據插座	3	3	2	3	3	2	5	2	5	2
	Connection Unit 接線座	2	2	1	2	2	1	2	1	2	1
	Exhaust Fan Switch for Kitchen 廚房抽氣扇開關掣	1	1	1	1	1	1	1	1	1	1
	Connection Unit for Indoor A/C Unit 室內冷氣機接線座	2	2	1	2	2	1	5	1	5	1
	Exhaust Fan Switch for Private Lift Lobby 私人升降機大堂抽氣扇開關掣	-	-	1	-	-	1	-	1	-	1

The Vendor undertakes that if lifts or appliances of the specified brand name or model number are not installed in the Development, lifts or appliances of comparable quality will be installed.

Notes:

1. The symbol “-” as shown in the above table denotes “Not provided” or “Not applicable”.
2. “1, 2, ……” denotes the quantity of such provision(s) provided in the residential unit.
3. The quantity of the lighting switch shown in the schedule denotes the quantity of switch button(s).
4. 4/F, 13/F and 14/F are omitted.

賣方承諾如發展項目中沒有安裝指明的品牌名稱或產品型號的升降機或設備，便會安裝品質相若的升降機或設備。

備註：

1. 上表「-」代表不提供或不適用。
2. 「1, 2, ……」表示提供於該住宅單位內的裝置數量。
3. 說明表所顯示的燈掣數量是表示燈掣按鈕的數量。
4. 不設 4 樓、13 樓及 14 樓。

FITTINGS, FINISHES AND APPLIANCES
裝置、裝修物料及設備

Schedule of Mechanical & Electrical Provisions of Residential Units 住宅單位機電裝置數量說明表
Tower 1 第1座

Location 位置	Description 描述	1/F 1樓			2/F-3/F, 5/F-12/F, 15/F-21/F 2樓-3樓、5樓-12樓、 15樓-21樓			22/F 22樓		23/F 23樓	
		A	B	C	A	B	C	A	C	A	C
Master Ensuite/ Master Bedroom 1 主人套房/ 主人睡房 1	13A Twin Socket Outlet 13安培雙位電插座	1	1	1	1	1	1	3	1	3	1
	Connection Unit 接線座	4	2	3	4	2	3	3	3	3	3
	13A Single Socket Outlet 13安培單位電插座	3	2	1	3	2	1	2	1	2	1
	13A Single Socket Outlet (with USB Port) 13安培單位電插座（附有USB接口）	2	2	2	2	2	2	2	2	2	2
	Data Outlet 數據插座	1	1	1	1	1	1	3	1	3	1
	TV/FM Outlet 電視及電台插座	1	1	1	1	1	1	3	1	3	1
	Telephone Outlet 電話插座	1	1	1	1	1	1	1	1	1	1
	Lighting Switch 燈掣	4	4	2	4	4	2	5	2	5	2
	Instantaneous Electric Water Heater Switch for Bathroom 浴室即熱式電熱水爐開關掣	1	1	-	1	1	-	1	-	1	-
	Lighting Switch for Bathroom 浴室燈掣	2	2	-	2	2	-	2	-	2	-
	Exhaust Fan Switch for Bathroom 浴室抽氣扇開關掣	1	1	-	1	1	-	1	-	1	-
	Thermal Ventilator Switch for Bathroom 浴室寶浴室開關掣	1	1	-	1	1	-	1	-	1	-
	Lighting Point 燈位	3	3	1	3	3	1	4	1	4	1
	Whirlpool Switch for Bathroom 浴室按摩缸開關掣	1	1	-	1	1	-	1	-	1	-
	Connection Unit for Indoor A/C Unit 室內冷氣機接線座	2	2	1	2	2	1	3	1	3	1
Ensuite 套房	13A Single Socket Outlet 13安培單位電插座	1	1	-	1	1	-	-	-	-	-
	13A Single Socket Outlet (with USB Port) 13安培單位電插座（附有USB接口）	2	2	-	2	2	-	-	-	-	-
	Data Outlet 數據插座	1	1	-	1	1	-	-	-	-	-
	TV/FM Outlet 電視及電台插座	1	1	-	1	1	-	-	-	-	-
	Telephone Outlet 電話插座	1	1	-	1	1	-	-	-	-	-
	Instantaneous Electric Water Heater Switch for Bathroom 浴室即熱式電熱水爐開關掣	1	1	-	1	1	-	-	-	-	-
	13A Twin Socket Outlet 13安培雙位電插座	1	1	-	1	1	-	-	-	-	-
	Lighting Switch 燈掣	5	2	-	5	2	-	-	-	-	-
	Lighting Switch for Bathroom 浴室燈掣	2	2	-	2	2	-	-	-	-	-
	Exhaust Fan Switch for Bathroom 浴室抽氣扇開關掣	1	1	-	1	1	-	-	-	-	-
	Thermal Ventilator Switch for Bathroom 浴室寶浴室開關掣	1	1	-	1	1	-	-	-	-	-
	Lighting Point 燈位	2	1	-	2	1	-	-	-	-	-
	Connection Unit 接線座	3	2	-	3	2	-	-	-	-	-
	Connection Unit for Indoor A/C Unit 室內冷氣機接線座	1	1	-	1	1	-	-	-	-	-

The Vendor undertakes that if lifts or appliances of the specified brand name or model number are not installed in the Development, lifts or appliances of comparable quality will be installed.

Notes:

1. The symbol “-” as shown in the above table denotes “Not provided” or “Not applicable”.
2. “1, 2, ……” denotes the quantity of such provision(s) provided in the residential unit.
3. The quantity of the lighting switch shown in the schedule denotes the quantity of switch button(s).
4. 4/F, 13/F and 14/F are omitted.

賣方承諾如發展項目中沒有安裝指明的品牌名稱或產品型號的升降機或設備，便會安裝品質相若的升降機或設備。

備註：

1. 上表「-」代表不提供或不適用。
2. 「1, 2, ……」表示提供於該住宅單位內的裝置數量。
3. 說明表所顯示的燈掣數量是表示燈掣按鈕的數量。
4. 不設 4 樓、13 樓及 14 樓。

FITTINGS, FINISHES AND APPLIANCES
裝置、裝修物料及設備

Schedule of Mechanical & Electrical Provisions of Residential Units 住宅單位機電裝置數量說明表
Tower 1 第1座

Location 位置	Description 描述	1/F 1樓			2/F-3/F, 5/F-12/F, 15/F-21/F 2樓-3樓、5樓-12樓、 15樓-21樓			22/F 22樓		23/F 23樓	
		A	B	C	A	B	C	A	C	A	C
Ensuite 1 套房 1	13A Single Socket Outlet 13安培單位電插座	-	-	-	-	-	-	2	-	2	-
	13A Single Socket Outlet (with USB Port) 13安培單位電插座（附有USB接口）	-	-	-	-	-	-	2	-	2	-
	Data Outlet 數據插座	-	-	-	-	-	-	1	-	1	-
	TV/FM Outlet 電視及電台插座	-	-	-	-	-	-	1	-	1	-
	Telephone Outlet 電話插座	-	-	-	-	-	-	1	-	1	-
	Instantaneous Electric Water Heater Switch for Bathroom 浴室即熱式電熱水爐開關掣	-	-	-	-	-	-	1	-	1	-
	13A Twin Socket Outlet 13安培雙位電插座	-	-	-	-	-	-	1	-	1	-
	Lighting Switch 燈掣	-	-	-	-	-	-	4	-	4	-
	Lighting Switch for Bathroom 浴室燈掣	-	-	-	-	-	-	2	-	2	-
	Exhaust Fan Switch for Bathroom 浴室抽氣扇開關掣	-	-	-	-	-	-	1	-	1	-
	Thermal Ventilator Switch for Bathroom 浴室寶浴室開關掣	-	-	-	-	-	-	1	-	1	-
	Lighting Point 燈位	-	-	-	-	-	-	2	-	2	-
	Connection Unit 接線座	-	-	-	-	-	-	3	-	3	-
	Connection Unit for Indoor A/C Unit 室內冷氣機接線座	-	-	-	-	-	-	1	-	1	-
Ensuite 2 套房 2	13A Twin Socket Outlet 13安培雙位電插座	-	-	-	-	-	-	1	-	1	-
	13A Single Socket Outlet (with USB Port) 13安培單位電插座（附有USB接口）	-	-	-	-	-	-	2	-	2	-
	Data Outlet 數據插座	-	-	-	-	-	-	1	-	1	-
	13A Single Socket Outlet 13安培單位電插座	-	-	-	-	-	-	2	-	2	-
	Lighting Switch 燈掣	-	-	-	-	-	-	5	-	5	-
	TV/FM Outlet 電視及電台插座	-	-	-	-	-	-	1	-	1	-
	Telephone Outlet 電話插座	-	-	-	-	-	-	1	-	1	-
	Instantaneous Electric Water Heater Switch for Bathroom 浴室即熱式電熱水爐開關掣	-	-	-	-	-	-	1	-	1	-
	Lighting Switch for Bathroom 浴室燈掣	-	-	-	-	-	-	2	-	2	-
	Exhaust Fan Switch for Bathroom 浴室抽氣扇開關掣	-	-	-	-	-	-	1	-	1	-
	Thermal Ventilator Switch for Bathroom 浴室寶浴室開關掣	-	-	-	-	-	-	1	-	1	-
	Lighting Point 燈位	-	-	-	-	-	-	2	-	2	-
	Connection Unit 接線座	-	-	-	-	-	-	3	-	3	-
	Connection Unit for Indoor A/C Unit 室內冷氣機接線座	-	-	-	-	-	-	1	-	1	-

The Vendor undertakes that if lifts or appliances of the specified brand name or model number are not installed in the Development, lifts or appliances of comparable quality will be installed.

Notes:

1. The symbol “-” as shown in the above table denotes “Not provided” or “Not applicable”.
2. “1, 2, ……” denotes the quantity of such provision(s) provided in the residential unit.
3. The quantity of the lighting switch shown in the schedule denotes the quantity of switch button(s).
4. 4/F, 13/F and 14/F are omitted.

賣方承諾如發展項目中沒有安裝指明的品牌名稱或產品型號的升降機或設備，便會安裝品質相若的升降機或設備。

備註：

1. 上表「-」代表不提供或不適用。
2. 「1, 2, ……」表示提供於該住宅單位內的裝置數量。
3. 說明表所顯示的燈掣數量是表示燈掣按鈕的數量。
4. 不設 4 樓、13 樓及 14 樓。

FITTINGS, FINISHES AND APPLIANCES
裝置、裝修物料及設備

Schedule of Mechanical & Electrical Provisions of Residential Units 住宅單位機電裝置數量說明表
Tower 1 第1座

Location 位置	Description 描述	1/F 1樓			2/F-3/F, 5/F-12/F, 15/F-21/F 2樓-3樓、5樓-12樓、 15樓-21樓			22/F 22樓		23/F 23樓	
		A	B	C	A	B	C	A	C	A	C
Ensuite 3 套房 3	13A Single Socket Outlet 13安培單位電插座	-	-	-	-	-	-	2	-	2	-
	13A Single Socket Outlet (with USB Port) 13安培單位電插座（附有USB接口）	-	-	-	-	-	-	2	-	2	-
	Data Outlet 數據插座	-	-	-	-	-	-	1	-	1	-
	13A Twin Socket Outlet 13安培雙位電插座	-	-	-	-	-	-	1	-	1	-
	Lighting Switch 燈掣	-	-	-	-	-	-	1	-	1	-
	TV/FM Outlet 電視及電台插座	-	-	-	-	-	-	1	-	1	-
	Telephone Outlet 電話插座	-	-	-	-	-	-	1	-	1	-
	Lighting Switch for Bathroom 浴室燈掣	-	-	-	-	-	-	2	-	2	-
	Exhaust Fan Switch for Bathroom 浴室抽氣扇開關掣	-	-	-	-	-	-	1	-	1	-
	Instantaneous Electric Water Heater Switch for Bathroom 浴室即熱式電熱水爐開關掣	-	-	-	-	-	-	1	-	1	-
	Thermal Ventilator Switch for Bathroom 浴室浴室寶開關掣	-	-	-	-	-	-	1	-	1	-
	Lighting Point 燈位	-	-	-	-	-	-	2	-	2	-
	Connection Unit 接線座	-	-	-	-	-	-	3	-	3	-
Bedroom 1 睡房 1	Connection Unit for Indoor A/C Unit 室內冷氣機接線座	-	-	-	-	-	-	1	-	1	-
	13A Twin Socket Outlet 13 安培雙位電插座	1	1	-	1	1	-	-	-	-	-
	13A Single Socket Outlet (with USB Port) 13安培單位電插座（附有USB接口）	2	2	-	2	2	-	-	-	-	-
	Data Outlet 數據插座	1	1	-	1	1	-	-	-	-	-
	13A Single Socket Outlet 13 安培單位電插座	1	1	-	1	1	-	-	-	-	-
	Lighting Switch 燈掣	1	2	-	1	1	-	-	-	-	-
	TV/FM Outlet 電視及電台插座	1	1	-	1	1	-	-	-	-	-
	Telephone Outlet 電話插座	1	1	-	1	1	-	-	-	-	-
	Lighting Point 燈位	1	1	-	1	1	-	-	-	-	-
	Connection Unit 接線座	1	2	-	1	2	-	-	-	-	-
	Connection Unit for Indoor A/C Unit 室內冷氣機接線座	1	1	-	1	1	-	-	-	-	-

The Vendor undertakes that if lifts or appliances of the specified brand name or model number are not installed in the Development, lifts or appliances of comparable quality will be installed.

Notes:

1. The symbol “-” as shown in the above table denotes “Not provided” or “Not applicable”.
2. “1, 2, ……” denotes the quantity of such provision(s) provided in the residential unit.
3. The quantity of the lighting switch shown in the schedule denotes the quantity of switch button(s).
4. 4/F, 13/F and 14/F are omitted.

賣方承諾如發展項目中沒有安裝指明的品牌名稱或產品型號的升降機或設備，便會安裝品質相若的升降機或設備。

備註：

1. 上表「-」代表不提供或不適用。
2. 「1, 2, ……」表示提供於該住宅單位內的裝置數量。
3. 說明表所顯示的燈掣數量是表示燈掣按鈕的數量。
4. 不設 4 樓、13 樓及 14 樓。

FITTINGS, FINISHES AND APPLIANCES
裝置、裝修物料及設備

Schedule of Mechanical & Electrical Provisions of Residential Units 住宅單位機電裝置數量說明表
Tower 1 第1座

Location 位置	Description 描述	1/F 1樓			2/F-3/F, 5/F-12/F, 15/F-21/F 2樓-3樓、5樓-12樓、 15樓-21樓			22/F 22樓		23/F 23樓	
		A	B	C	A	B	C	A	C	A	C
Bedroom 2 睡房 2	13A Single Socket Outlet 13安培單位電插座	1	-	1	1	-	1	-	1	-	1
	13A Single Socket Outlet (with USB Port) 13安培單位電插座（附有USB接口）	2	-	2	2	-	2	-	2	-	2
	Data Outlet 數據插座	1	-	1	1	-	1	-	1	-	1
	13A Twin Socket Outlet 13安培雙位電插座	1	-	1	1	-	1	-	1	-	1
	Lighting Switch 燈掣	2	-	2	1	-	1	-	1	-	1
	TV/FM Outlet 電視及電台插座	1	-	1	1	-	1	-	1	-	1
	Telephone Outlet 電話插座	1	-	1	1	-	1	-	1	-	1
	Lighting Point 燈位	1	-	1	1	-	1	-	1	-	1
	Connection Unit 接線座	2	-	1	2	-	1	-	1	-	1
	Connection Unit for Indoor A/C Unit 室內冷氣機接線座	1	-	1	1	-	1	-	1	-	1
Master Bathroom 主人套房浴室	13A Single Socket Outlet (with USB Port) 13安培單位電插座（附有USB接口）	2	2	-	2	2	-	2	-	2	-
	Shaver Socket Outlet 電鬚刨插座	1	1	-	1	1	-	1	-	1	-
	Power Supply Point for Exhaust Fan 抽氣扇供電位	1	1	-	1	1	-	1	-	1	-
	Power Supply Point for Thermo Ventilator 浴室寶供電位	1	1	-	1	1	-	1	-	1	-
	Lighting Point 燈位	9	5	-	9	5	-	8	-	8	-
	USB Charger USB充電接位	1	1	-	1	1	-	1	-	1	-
	Connection Unit 接線座	2	2	-	2	2	-	2	-	2	-
	Power Supply Point Instantaneous Electric Water Heater 即熱式電熱水爐供電位	3	2	-	3	2	-	3	-	3	-
	Power Supply Point for Whirlpool 按摩缸供電位	1	1	-	1	1	-	1	-	1	-
	Instantaneous Electric Water Heater Switch 即熱式電熱水爐開關掣	1	-	-	1	-	-	1	-	1	-

The Vendor undertakes that if lifts or appliances of the specified brand name or model number are not installed in the Development, lifts or appliances of comparable quality will be installed.

Notes:

1. The symbol “-” as shown in the above table denotes “Not provided” or “Not applicable”.
2. “1, 2, ……” denotes the quantity of such provision(s) provided in the residential unit.
3. The quantity of the lighting switch shown in the schedule denotes the quantity of switch button(s).
4. 4/F, 13/F and 14/F are omitted.

賣方承諾如發展項目中沒有安裝指明的品牌名稱或產品型號的升降機或設備，便會安裝品質相若的升降機或設備。

備註：

1. 上表「-」代表不提供或不適用。
2. 「1, 2, ……」表示提供於該住宅單位內的裝置數量。
3. 說明表所顯示的燈掣數量是表示燈掣按鈕的數量。
4. 不設 4 樓、13 樓及 14 樓。

FITTINGS, FINISHES AND APPLIANCES
裝置、裝修物料及設備

Schedule of Mechanical & Electrical Provisions of Residential Units 住宅單位機電裝置數量說明表
Tower 1 第1座

Location 位置	Description 描述	1/F 1樓			2/F-3/F, 5/F-12/F, 15/F-21/F 2樓-3樓、5樓-12樓、 15樓-21樓			22/F 22樓		23/F 23樓	
		A	B	C	A	B	C	A	C	A	C
Ensuite Bathroom 套房浴室	13A Single Socket Outlet (with USB Port) 13安培單位電插座（附有USB接口）	1	1	-	1	1	-	-	-	-	-
	Connection Unit 接線座	2	2	-	2	2	-	-	-	-	-
	Shaver Socket Outlet 電鬚刨插座	1	1	-	1	1	-	-	-	-	-
	Power Supply Point for Exhaust Fan 抽氣扇供電位	1	1	-	1	1	-	-	-	-	-
	Power Supply Point for Thermo Ventilator 浴室寶供電位	1	1	-	1	1	-	-	-	-	-
	Lighting Point 燈位	4	4	-	4	4	-	-	-	-	-
	Power Supply Point for Instantaneous Electric Water Heater 即熱式電熱水爐供電位	1	1	-	1	1	-	-	-	-	-
Ensuite Bathroom 1/ Ensuite Bathroom 2 套房浴室 1 / 套房浴室 2	13A Single Socket Outlet (with USB Port) 13安培單位電插座（附有USB接口）	-	-	-	-	-	-	1	-	1	-
	Shaver Socket Outlet 電鬚刨插座	-	-	-	-	-	-	1	-	1	-
	Power Supply Point for Exhaust Fan 抽氣扇供電位	-	-	-	-	-	-	1	-	1	-
	Power Supply Point for Thermo Ventilator 浴室寶供電位	-	-	-	-	-	-	1	-	1	-
	Power Supply Point for Instantaneous Electric Water Heater 即熱式電熱水爐供電位	-	-	-	-	-	-	1	-	1	-
	Lighting Point 燈位	-	-	-	-	-	-	4	-	4	-
	Connection Unit 接線座	-	-	-	-	-	-	2	-	2	-

The Vendor undertakes that if lifts or appliances of the specified brand name or model number are not installed in the Development, lifts or appliances of comparable quality will be installed.

Notes:

1. The symbol “-” as shown in the above table denotes “Not provided” or “Not applicable”.
2. “1, 2, ……” denotes the quantity of such provision(s) provided in the residential unit.
3. The quantity of the lighting switch shown in the schedule denotes the quantity of switch button(s).
4. 4/F, 13/F and 14/F are omitted.

賣方承諾如發展項目中沒有安裝指明的品牌名稱或產品型號的升降機或設備，便會安裝品質相若的升降機或設備。

備註：

1. 上表「-」代表不提供或不適用。
2. 「1, 2, ……」表示提供於該住宅單位內的裝置數量。
3. 說明表所顯示的燈掣數量是表示燈掣按鈕的數量。
4. 不設 4 樓、13 樓及 14 樓。

FITTINGS, FINISHES AND APPLIANCES
裝置、裝修物料及設備

Schedule of Mechanical & Electrical Provisions of Residential Units 住宅單位機電裝置數量說明表
Tower 1 第1座

Location 位置	Description 描述	1/F 1樓			2/F-3/F, 5/F-12/F, 15/F-21/F 2樓-3樓、5樓-12樓、 15樓-21樓			22/F 22樓		23/F 23樓	
		A	B	C	A	B	C	A	C	A	C
Ensuite Bathroom 3 套房浴室 3	13A Single Socket Outlet (with USB Port) 13安培單位電插座（附有USB接口）	-	-	-	-	-	-	1	-	1	-
	Power Supply Point for Exhaust Fan 抽氣扇供電位	-	-	-	-	-	-	1	-	1	-
	Power Supply Point for Thermo Ventilator 浴室寶供電位	-	-	-	-	-	-	1	-	1	-
	Power Supply Point for Instantaneous Electric Water Heater 即熱式電熱水爐供電位	-	-	-	-	-	-	1	-	1	-
	Lighting Point 燈位	-	-	-	-	-	-	4	-	4	-
	Shaver Socket Outlet 電鬚刨插座	-	-	-	-	-	-	1	-	1	-
	Connection Unit 接線座	-	-	-	-	-	-	2	-	2	-
Bathroom 浴室	13A Single Socket Outlet (with USB Port) 13安培單位電插座（附有USB接口）	1	1	1	1	1	1	-	1	-	1
	Power Supply Point for Exhaust Fan 抽氣扇供電位	1	1	1	1	1	1	-	1	-	1
	Power Supply Point for Thermo Ventilator 浴室寶供電位	1	1	1	1	1	1	-	1	-	1
	Power Supply Point for Instantaneous Electric Water Heater 即熱式電熱水爐供電位	1	1	1	1	1	1	-	1	-	1
	Lighting Point 燈位	4	4	4	4	4	4	-	4	-	4
	Connection Unit 接線座	2	2	2	2	2	2	-	2	-	2
Kitchen 廚房	13A Single Socket Outlet for Coffee Machine 咖啡機13安培單位電插座	1	1	-	1	1	-	1	-	1	-
	13A Single Socket Outlet 13 安培單位電插座	1	1	1	1	1	1	1	1	1	1
	Instantaneous Electric Water Heater Switch 即熱式電熱水爐開關掣	1	1	1	1	1	1	1	1	1	1
	Power Supply Point for Instantaneous Electric Water Heater 即熱式電熱水爐供電位	1	1	1	1	1	1	1	1	1	1
	13A Twin Socket Outlet 13安培雙位電插座	4	3	2	4	3	2	4	2	4	2
	Power Supply Point for Exhaust Fan 抽氣扇供電位	1	1	1	1	1	1	1	1	1	1
	Central Controller for VRV Unit 可變冷媒流量空調機中央控制器	1	1	-	1	1	-	1	-	1	-
	13A Single Socket Outlet for Gas Cooker Hob 氣體煮食爐13安培單位電插座	2	2	1	2	2	1	2	1	2	1
	Switch for Induction Hob 電磁爐開關掣	1	1	1	1	1	1	1	1	1	1
	Connection Unit for Induction Hob 電磁爐接線座	1	1	1	1	1	1	1	1	1	1

The Vendor undertakes that if lifts or appliances of the specified brand name or model number are not installed in the Development, lifts or appliances of comparable quality will be installed.

Notes:

1. The symbol “-” as shown in the above table denotes “Not provided” or “Not applicable”.
2. “1, 2, ……” denotes the quantity of such provision(s) provided in the residential unit.
3. The quantity of the lighting switch shown in the schedule denotes the quantity of switch button(s).
4. 4/F, 13/F and 14/F are omitted.

賣方承諾如發展項目中沒有安裝指明的品牌名稱或產品型號的升降機或設備，便會安裝品質相若的升降機或設備。

備註：

1. 上表「-」代表不提供或不適用。
2. 「1, 2, ……」表示提供於該住宅單位內的裝置數量。
3. 說明表所顯示的燈掣數量是表示燈掣按鈕的數量。
4. 不設 4 樓、13 樓及 14 樓。

FITTINGS, FINISHES AND APPLIANCES
裝置、裝修物料及設備

Schedule of Mechanical & Electrical Provisions of Residential Units 住宅單位機電裝置數量說明表
Tower 1 第1座

Location 位置	Description 描述	1/F 1樓			2/F-3/F, 5/F-12/F, 15/F-21/F 2樓-3樓、5樓-12樓、 15樓-21樓			22/F 22樓		23/F 23樓	
		A	B	C	A	B	C	A	C	A	C
Kitchen 廚房	13A Single Socket Outlet for Steamer 蒸爐13安培單位電插座	1	1	-	1	1	-	1	-	1	-
	13A Single Socket for Telecom Equipment 電訊設備13安培單位電插座	1	1	1	1	1	1	1	1	1	1
	Washer Connection Point (Water Inlet & Outlet) 洗衣機接駁點（來去水位）	1	1	1	1	1	1	-	1	-	1
	Dishwasher Connection Point (Water Inlet & Outlet) 洗碗碟機接駁點（來去水位）	1	1	-	1	1	-	1	-	1	-
	Lighting Switch 燈掣	-	-	-	-	-	-	2	-	2	-
	Lighting Point 燈位	7	7	3	7	7	3	6	3	6	3
	Switch for Telecom Equipment 電訊設備開關掣	1	1	1	1	1	1	1	1	1	1
	13A Single Socket Outlet for Plate Warmer 暖碟抽屜13安培單位電插座	1	1	-	1	1	-	1	-	1	-
	13A Single Socket Outlet for Cooker Hood 抽油煙機13安培單位電插座	1	1	1	1	1	1	1	1	1	1
	13A Single Socket Outlet for Microwave Oven 微波燒烤爐13安培單位電插座	1	1	1	1	1	1	1	1	1	1
	13A Single Socket Outlet for Dishwasher 洗碟機13安培單位電插座	1	1	-	1	1	-	1	-	1	-
	13A Single Socket Outlet for Wine Cellar 酒櫃13安培單位電插座	1	1	-	1	1	-	1	-	1	-
	Switch for Electric Oven 電焗爐開關掣	1	1	-	1	1	-	1	-	1	-
	Connection Unit for Electric Oven 電焗爐接線座	1	1	-	1	1	-	1	-	1	-
	Connection Unit for Combi Oven with Steam 蒸焗爐接線座	-	-	1	-	-	1	-	1	-	1
	Switch for Combi Oven with Steam 蒸焗爐開關掣	-	-	1	-	-	1	-	1	-	1
	13A Single Socket Outlet For Refrigerator 雪櫃13安培單位電插座	1	1	1	1	1	1	1	1	1	1
	Connection Unit 接線座	1	1	1	1	1	1	1	1	1	1
	13A Single Socket for Washer 洗衣機13安培單位插座	1	1	-	1	1	-	-	-	-	-
	13A Single Socket Dryer 乾衣機13安培單位插座	1	1	-	1	1	-	-	-	-	-
	Miniature Circuit Breakers Board 總電掣箱	-	-	1	-	-	1	-	1	-	1
	13A Single Socket for Washer & Dryer 洗乾衣機13安培單位插座	-	-	1	-	-	1	-	1	-	1
	Door Bell 門鈴	1	1	1	1	1	1	1	1	1	1
	Connection Unit for Indoor A/C Unit 室內冷氣機接線座	1	1	1	1	1	1	1	1	1	1

The Vendor undertakes that if lifts or appliances of the specified brand name or model number are not installed in the Development, lifts or appliances of comparable quality will be installed.

Notes:

1. The symbol “-” as shown in the above table denotes “Not provided” or “Not applicable”.
2. “1, 2, ……” denotes the quantity of such provision(s) provided in the residential unit.
3. The quantity of the lighting switch shown in the schedule denotes the quantity of switch button(s).
4. 4/F, 13/F and 14/F are omitted.

賣方承諾如發展項目中沒有安裝指明的品牌名稱或產品型號的升降機或設備，便會安裝品質相若的升降機或設備。

備註：

1. 上表「-」代表不提供或不適用。
2. 「1, 2, ……」表示提供於該住宅單位內的裝置數量。
3. 說明表所顯示的燈掣數量是表示燈掣按鈕的數量。
4. 不設 4 樓、13 樓及 14 樓。

FITTINGS, FINISHES AND APPLIANCES
裝置、裝修物料及設備

Schedule of Mechanical & Electrical Provisions of Residential Units 住宅單位機電裝置數量說明表
Tower 1 第1座

Location 位置	Description 描述	1/F 1樓			2/F-3/F, 5/F-12/F, 15/F-21/F 2樓-3樓、5樓-12樓、 15樓-21樓			22/F 22樓		23/F 23樓	
		A	B	C	A	B	C	A	C	A	C
Store Room 儲物房	Thermo Ventilator Switch 浴室寶開關掣	1	1	-	1	1	-	-	-	-	-
	Lighting Switch 燈掣	2	2	-	2	2	-	-	-	-	-
	Lighting Point 燈位	1	1	-	1	1	-	-	-	-	-
	Instantaneous Electric Water Heater Switch 即熱式電熱水爐開關掣	1	1	-	1	1	-	-	-	-	-
	13A Single Socket Outlet 13安培單位電插座	1	1	-	1	1	-	-	-	-	-
	Miniature Circuit Breakers Board 總電掣箱	1	1	-	1	1	-	-	-	-	-
	Switch for Indoor A/C Unit 室內冷氣機開關掣	1	1	-	1	1	-	-	-	-	-
Toilet inside Store Room 儲物房內的洗手間	Power Supply Point for Thermo Ventilator 浴室寶供電位	1	1	-	1	1	-	-	-	-	-
	Power Supply Point for Instantaneous Electric Water Heater 即熱式電熱水爐供電位	1	1	-	1	1	-	-	-	-	-
	Lighting Point 燈位	1	1	-	1	1	-	-	-	-	-
Balcony 露台	Lighting Point 燈位	3	3	2	3	3	2	6	2	6	2
	13A Weatherproof Single Socket Outlet 13安培防水單位電插座	2	2	1	2	2	1	3	1	3	1
Utility Platform 工作平台	Lighting Point 燈位	1	1	1	1	1	1	-	1	-	1
Flat Roof 平台	Lighting Point 燈位	6	5	3	-	-	-	6	-	-	-
	13A Weatherproof Single Socket Outlet 13安培防水單位電插座	2	2	2	-	-	-	3	-	-	-
Utility Room 工作間	Lighting Point 燈位	-	-	-	-	-	-	4	-	4	-
	13A Single Socket Outlet 13安培單位電插座	-	-	-	-	-	-	2	-	2	-
	Lighting Switch 燈掣	-	-	-	-	-	-	4	-	4	-
	Miniature Circuit Breakers Board 總電掣箱	-	-	-	-	-	-	1	-	1	-
	Instantaneous Electric Water Heater Switch for Bathroom inside Utility Room 工作間內的浴室即熱式電熱水爐開關掣	-	-	-	-	-	-	1	-	1	-
	Lighting Switch for Bathroom inside Utility Room 工作間內的浴室燈掣	-	-	-	-	-	-	1	-	1	-
	Exhaust Fan Switch for Bathroom inside Utility Room 工作間內的浴室抽氣扇開關掣	-	-	-	-	-	-	1	-	1	-
	Thermo Ventilator Switch 浴室寶開關掣	-	-	-	-	-	-	1	-	1	-
	13A Single Socket for Washer 洗衣機13安培單位插座	-	-	-	-	-	-	1	-	1	-
	13A Single Socket Dryer 乾衣機13安培單位插座	-	-	-	-	-	-	1	-	1	-
	Washer Connection Point (Water Inlet & Outlet) 洗衣機接駁點（來去水位）	-	-	-	-	-	-	1	-	1	-
	Switch for A/C Unit 冷氣開關掣	-	-	-	-	-	-	1	-	1	-

The Vendor undertakes that if lifts or appliances of the specified brand name or model number are not installed in the Development, lifts or appliances of comparable quality will be installed.

賣方承諾如發展項目中沒有安裝指明的品牌名稱或產品型號的升降機或設備，便會安裝品質相若的升降機或設備。

Notes:

1. The symbol “-” as shown in the above table denotes “Not provided” or “Not applicable”.
2. “1, 2, ……” denotes the quantity of such provision(s) provided in the residential unit.
3. The quantity of the lighting switch shown in the schedule denotes the quantity of switch button(s).
4. 4/F, 13/F and 14/F are omitted.

備註：

1. 上表「-」代表不提供或不適用。
2. 「1, 2, ……」表示提供於該住宅單位內的裝置數量。
3. 說明表所顯示的燈掣數量是表示燈掣按鈕的數量。
4. 不設 4 樓、13 樓及 14 樓。

FITTINGS, FINISHES AND APPLIANCES
裝置、裝修物料及設備

Schedule of Mechanical & Electrical Provisions of Residential Units 住宅單位機電裝置數量說明表
Tower 1 第1座

Location 位置	Description 描述	1/F 1樓			2/F-3/F, 5/F-12/F, 15/F-21/F 2樓-3樓、5樓-12樓、 15樓-21樓			22/F 22樓		23/F 23樓	
		A	B	C	A	B	C	A	C	A	C
Toilet 洗手間	13A Single Socket Outlet (with USB Port) 13安培單位電插座(附有USB接口)	-	-	-	-	-	-	1	-	1	-
	Connection Unit 接線座	-	-	-	-	-	-	2	-	2	-
	Power Supply Point for Exhaust Fan 抽氣扇供電位	-	-	-	-	-	-	1	-	1	-
	Power Supply Point for Thermo Ventilator 浴室寶供電位	-	-	-	-	-	-	1	-	1	-
	Lighting Point 燈位	-	-	-	-	-	-	3	-	3	-
	Instantaneous Electric Water Heater Switch 即熱式電熱水爐開關掣	-	-	-	-	-	-	1	-	1	-
	Power Supply Point for Instantaneous Electric Water Heater 即熱式電熱水爐供電位	-	-	-	-	-	-	1	-	1	-
Bathroom inside Utility Room 工作間內的浴室	Power Supply Point for Exhaust Fan 抽氣扇供電位	-	-	-	-	-	-	1	-	1	-
	Power Supply Point for Thermo Ventilator 浴室寶供電位	-	-	-	-	-	-	1	-	1	-
	Lighting Point 燈位	-	-	-	-	-	-	2	-	2	-
	Power Supply Point for Instantaneous Electric Water Heater 即熱式電熱水爐供電位	-	-	-	-	-	-	1	-	1	-
Roof 天台	Lighting Point 燈位	-	-	-	-	-	-	-	-	44	-
	Lighting Switch 燈掣	-	-	-	-	-	-	-	-	3	-
	13A Weatherproof Single Socket Outlet 13安培防水單位電插座	-	-	-	-	-	-	-	-	5	-

The Vendor undertakes that if lifts or appliances of the specified brand name or model number are not installed in the Development, lifts or appliances of comparable quality will be installed.

Notes:

1. The symbol “-” as shown in the above table denotes “Not provided” or “Not applicable”.
2. “1, 2, ……” denotes the quantity of such provision(s) provided in the residential unit.
3. The quantity of the lighting switch shown in the schedule denotes the quantity of switch button(s).
4. 4/F, 13/F and 14/F are omitted.

賣方承諾如發展項目中沒有安裝指明的品牌名稱或產品型號的升降機或設備，便會安裝品質相若的升降機或設備。

備註：

1. 上表「-」代表不提供或不適用。
2. 「1, 2, ……」表示提供於該住宅單位內的裝置數量。
3. 說明表所顯示的燈掣數量是表示燈掣按鈕的數量。
4. 不設 4 樓、13 樓及 14 樓。

FITTINGS, FINISHES AND APPLIANCES
裝置、裝修物料及設備

Schedule of Mechanical & Electrical Provisions of Residential Units 住宅單位機電裝置數量說明表
Tower 2 第2座

Location 位置	Description 描述	1/F 1樓			2/F-3/F, 5/F-11/F, 15/F-21/F 2樓-3樓、5樓-11樓、 15樓-21樓			12/F 12樓			22/F 22樓			23/F 23樓	
		A	B	C	A	B	C	A	B	C	A	B	C	A	C
Private Lift Lobby 私人升降機大堂	Lighting Switch 燈掣	-	-	-	-	-	-	-	4	-	-	-	-	-	-
	Lighting Point 燈位	4	4	1	4	4	1	4	4	1	4	4	1	4	1
	Door Bell Push Button 門鈴按鈕	1	1	1	1	1	1	1	1	1	1	1	1	1	1
	13A Single Socket Outlet 13 安培單位電插座	1	1	1	1	1	1	1	1	1	1	1	1	1	1
	Connection Unit for Indoor A/C Unit 室內冷氣機接線座	1	1	1	1	1	1	1	1	1	1	1	1	1	1
	Smoke Detector for Private Lift Lobby 私人升降機大堂煙霧感應器	2	2	1	2	2	1	2	2	1	2	2	1	2	1
	Connection Unit for Exhaust Fan 抽氣扇接線座	1	1	1	1	1	1	1	1	1	1	1	1	1	1
Private Lobby 私人大堂	Lighting Switch 燈掣	1	1	-	1	1	-	1	1	-	1	1	-	1	-
	Lighting Point 燈位	1	1	-	1	1	-	1	1	-	1	1	-	1	-
	Lighting Switch for Kitchen 廚房燈掣	2	2	-	2	2	-	2	2	-	2	2	-	-	-
	Exhaust Fan Switch for Private Lift Lobby 私人升降機大堂抽氣扇開關掣	1	1	-	1	1	-	1	1	-	1	1	-	1	-
Living Room / Dining Room / Corridor 客廳/飯廳/走廊	Central Controller for VRV Unit 可變冷媒流量空調機中央控制器	-	-	1	-	-	1	-	-	1	-	-	1	-	1
	13A Single Socket Outlet (with USB Port) 13 安培單位電插座（附有 USB 接口）	2	2	3	2	2	3	2	5	3	2	2	3	2	3
	13A Twin Socket Outlet 13 安培雙位電插座	3	3	2	3	3	2	3	4	2	3	3	2	3	2
	TV/FM Outlet 電視及電台插座	3	3	2	3	3	2	3	2	2	3	3	2	3	2
	Lighting Point 燈位	9	9	4	9	9	4	9	29	4	9	9	4	17	4
	Telephone Outlet 電話插座	2	2	2	2	2	2	2	2	2	2	2	2	2	2
	Video Door Phone 視像對講機	1	1	1	1	1	1	1	1	1	1	1	1	1	1
	Lighting Switch 燈掣	8	8	7	8	8	7	8	9	7	8	8	7	11	7
	Lighting Switch for Kitchen 廚房燈掣	2	2	2	2	2	2	2	2	2	2	2	2	-	2
	Instantaneous Electric Water Heater Switch for Toilet/Bathroom 洗手間/浴室即熱式電熱水爐開關掣	1	1	1	1	1	1	1	1	1	1	1	1	1	1
	Lighting Switch for Toilet/Bathroom 洗手間/浴室燈掣	2	2	2	2	2	2	2	2	2	2	2	2	2	2
	Exhaust Fan Switch for Toilet/Bathroom 洗手間/浴室抽氣扇開關掣	1	1	1	1	1	1	1	1	1	1	1	1	1	1
	Thermal Ventilator Switch for Toilet /Bathroom 洗手間/浴室浴室竇開關掣	1	1	1	1	1	1	1	1	1	1	1	1	1	1
	Data Outlet 數據插座	3	3	2	3	3	2	3	2	2	3	3	2	3	2
	Connection Unit 接線座	2	2	1	2	2	1	2	3	1	2	2	1	2	1
	Exhaust Fan Switch for Kitchen 廚房抽氣扇開關掣	1	1	1	1	1	1	1	1	1	1	1	1	-	1
	Lighting Switch for Private Lift Lobby 私人升降機大堂燈掣	1	1	1	1	1	1	1	-	1	1	1	1	1	1
	Connection Unit for Indoor A/C Unit 室內冷氣機接線座	2	2	1	2	2	1	2	2	1	2	2	1	4	1
	Exhaust Fan Switch for Private Lift Lobby 私人升降機大堂抽氣扇開關掣	-	-	1	-	-	1	-	-	1	-	-	1	-	1

The Vendor undertakes that if lifts or appliances of the specified brand name or model number are not installed in the Development, lifts or appliances of comparable quality will be installed.

Notes:

1. The symbol “-” as shown in the above table denotes “Not provided” or “Not applicable”.
2. “1, 2, ……” denotes the quantity of such provision(s) provided in the residential unit.
3. The quantity of the lighting switch shown in the schedule denotes the quantity of switch button(s).
4. 4/F, 13/F and 14/F are omitted.

賣方承諾如發展項目中沒有安裝指明的品牌名稱或產品型號的升降機或設備，便會安裝品質相若的升降機或設備。

備註：

1. 上表「-」代表不提供或不適用。
2. 「1, 2, ……」表示提供於該住宅單位內的裝置數量。
3. 說明表所顯示的燈掣數量是表示燈掣按鈕的數量。
4. 不設 4 樓、13 樓及 14 樓。

FITTINGS, FINISHES AND APPLIANCES
裝置、裝修物料及設備

Schedule of Mechanical & Electrical Provisions of Residential Units 住宅單位機電裝置數量說明表
Tower 2 第2座

Location 位置	Description 描述	1/F 1樓			2/F-3/F, 5/F-11/F, 15/F-21/F 2樓-3樓、5樓-11樓、 15樓-21樓			12/F 12樓			22/F 22樓			23/F 23樓	
		A	B	C	A	B	C	A	B	C	A	B	C	A	C
Master Ensuite/ Master Bedroom 1 主人套房/ 主人睡房 1	13A Twin Socket Outlet 13安培雙位電插座	1	1	1	1	1	1	1	3	1	1	1	1	2	1
	Connection Unit 接線座	2	2	3	2	2	3	2	1	3	2	2	3	6	3
	13A Single Socket Outlet 13安培單位電插座	2	2	1	2	2	1	2	-	1	2	2	1	5	1
	13A Single Socket Outlet (with USB Port) 13安培單位電插座（附有USB接口）	2	2	2	2	2	2	2	1	2	2	2	2	2	2
	Data Outlet 數據插座	1	1	1	1	1	1	1	1	1	1	1	1	2	1
	TV/FM Outlet 電視及電台插座	1	1	1	1	1	1	1	1	1	1	1	1	2	1
	Telephone Outlet 電話插座	1	1	1	1	1	1	1	1	1	1	1	1	1	1
	Lighting Switch 燈掣	4	4	2	4	4	2	4	6	2	4	4	2	5	2
	Instantaneous Electric Water Heater Switch for Bathroom 浴室即熱式電熱水爐開關掣	1	1	-	1	1	-	1	1	-	1	1	-	1	-
	Lighting Switch for Bathroom 浴室燈掣	2	2	-	2	2	-	2	2	-	2	2	-	2	-
	Exhaust Fan Switch for Bathroom 浴室抽氣扇開關掣	1	1	-	1	1	-	1	1	-	1	1	-	1	-
	Thermal Ventilator Switch for Bathroom 浴室浴室寶開關掣	1	1	-	1	1	-	1	1	-	1	1	-	1	-
	Lighting Point 燈位	3	3	1	3	3	1	3	10	1	3	3	1	5	1
	Whirlpool Switch for Bathroom 浴室按摩缸開關掣	1	1	-	1	1	-	1	1	-	1	1	-	1	-
	Connection Unit for Indoor A/C Unit 室內冷氣機接線座	2	2	1	2	2	1	2	2	1	2	2	1	4	1
Ensuite 套房	13A Single Socket Outlet 13安培單位電插座	1	1	-	1	1	-	1	-	-	1	1	-	-	-
	13A Single Socket Outlet (with USB Port) 13安培單位電插座（附有USB接口）	2	2	-	2	2	-	2	-	-	2	2	-	-	-
	Data Outlet 數據插座	1	1	-	1	1	-	1	1	-	1	1	-	-	-
	TV/FM Outlet 電視及電台插座	1	1	-	1	1	-	1	1	-	1	1	-	-	-
	Telephone Outlet 電話插座	1	1	-	1	1	-	1	1	-	1	1	-	-	-
	Instantaneous Electric Water Heater Switch for Bathroom 浴室即熱式電熱水爐開關掣	1	1	-	1	1	-	1	1	-	1	1	-	-	-
	13A Twin Socket Outlet 13安培雙位電插座	1	1	-	1	1	-	1	3	-	1	1	-	-	-
	Lighting Switch 燈掣	2	2	-	2	2	-	2	7	-	2	2	-	-	-
	Lighting Switch for Bathroom 浴室燈掣	2	2	-	2	2	-	2	2	-	2	2	-	-	-
	Exhaust Fan Switch for Bathroom 浴室抽氣扇開關掣	1	1	-	1	1	-	1	1	-	1	1	-	-	-
	Thermal Ventilator Switch for Bathroom 浴室浴室寶開關掣	1	1	-	1	1	-	1	1	-	1	1	-	-	-
	Lighting Point 燈位	1	1	-	1	1	-	1	10	-	1	1	-	-	-
	Connection Unit 接線座	2	2	-	2	2	-	2	1	-	2	2	-	-	-
	Connection Unit for Indoor A/C Unit 室內冷氣機接線座	1	1	-	1	1	-	1	1	-	1	1	-	-	-

The Vendor undertakes that if lifts or appliances of the specified brand name or model number are not installed in the Development, lifts or appliances of comparable quality will be installed.

Notes:

- The symbol “-” as shown in the above table denotes “Not provided” or “Not applicable”.
- “1, 2, ……” denotes the quantity of such provision(s) provided in the residential unit.
- The quantity of the lighting switch shown in the schedule denotes the quantity of switch button(s).
- 4/F, 13/F and 14/F are omitted.

賣方承諾如發展項目中沒有安裝指明的品牌名稱或產品型號的升降機或設備，便會安裝品質相若的升降機或設備。

備註：

- 上表「-」代表不提供或不適用。
- 「1, 2, ……」表示提供於該住宅單位內的裝置數量。
- 說明表所顯示的燈掣數量是表示燈掣按鈕的數量。
- 不設 4 樓、13 樓及 14 樓。

FITTINGS, FINISHES AND APPLIANCES
裝置、裝修物料及設備

Schedule of Mechanical & Electrical Provisions of Residential Units 住宅單位機電裝置數量說明表
Tower 2 第2座

Location 位置	Description 描述	1/F 1樓			2/F-3/F, 5/F-11/F, 15/F-21/F 2樓-3樓、5樓-11樓、 15樓-21樓			12/F 12樓			22/F 22樓			23/F 23樓	
		A	B	C	A	B	C	A	B	C	A	B	C	A	C
Ensuite 1 套房 1	13A Single Socket Outlet 13安培單位電插座	-	-	-	-	-	-	-	-	-	-	-	-	2	-
	13A Single Socket Outlet (with USB Port) 13安培單位電插座（附有USB接口）	-	-	-	-	-	-	-	-	-	-	-	-	2	-
	Data Outlet 數據插座	-	-	-	-	-	-	-	-	-	-	-	-	1	-
	TV/FM Outlet 電視及電台插座	-	-	-	-	-	-	-	-	-	-	-	-	1	-
	Telephone Outlet 電話插座	-	-	-	-	-	-	-	-	-	-	-	-	1	-
	Instantaneous Electric Water Heater Switch for Bathroom 浴室即熱式電熱水爐開關掣	-	-	-	-	-	-	-	-	-	-	-	-	1	-
	13A Twin Socket Outlet 13安培雙位電插座	-	-	-	-	-	-	-	-	-	-	-	-	1	-
	Lighting Switch 燈掣	-	-	-	-	-	-	-	-	-	-	-	-	4	-
	Lighting Switch for Bathroom 浴室燈掣	-	-	-	-	-	-	-	-	-	-	-	-	2	-
	Exhaust Fan Switch for Bathroom 浴室抽氣扇開關掣	-	-	-	-	-	-	-	-	-	-	-	-	1	-
	Thermal Ventilator Switch for Bathroom 浴室浴室竇開關掣	-	-	-	-	-	-	-	-	-	-	-	-	1	-
	Lighting Point 燈位	-	-	-	-	-	-	-	-	-	-	-	-	2	-
	Connection Unit 接線座	-	-	-	-	-	-	-	-	-	-	-	-	3	-
	Connection Unit for Indoor A/C Unit 室內冷氣機接線座	-	-	-	-	-	-	-	-	-	-	-	-	1	-
Ensuite 2 套房 2	13A Twin Socket Outlet 13安培雙位電插座	-	-	-	-	-	-	-	-	-	-	-	-	1	-
	13A Single Socket Outlet (with USB Port) 13安培單位電插座（附有USB接口）	-	-	-	-	-	-	-	-	-	-	-	-	2	-
	Data Outlet 數據插座	-	-	-	-	-	-	-	-	-	-	-	-	1	-
	13A Single Socket Outlet 13安培單位電插座	-	-	-	-	-	-	-	-	-	-	-	-	2	-
	Lighting Switch 燈掣	-	-	-	-	-	-	-	-	-	-	-	-	5	-
	TV/FM Outlet 電視及電台插座	-	-	-	-	-	-	-	-	-	-	-	-	1	-
	Telephone Outlet 電話插座	-	-	-	-	-	-	-	-	-	-	-	-	1	-
	Instantaneous Electric Water Heater Switch for Bathroom 浴室即熱式電熱水爐開關掣	-	-	-	-	-	-	-	-	-	-	-	-	1	-
	Lighting Switch for Bathroom 浴室燈掣	-	-	-	-	-	-	-	-	-	-	-	-	2	-
	Exhaust Fan Switch for Bathroom 浴室抽氣扇開關掣	-	-	-	-	-	-	-	-	-	-	-	-	1	-
	Thermal Ventilator Switch for Bathroom 浴室浴室竇開關掣	-	-	-	-	-	-	-	-	-	-	-	-	1	-
	Lighting Point 燈位	-	-	-	-	-	-	-	-	-	-	-	-	2	-
	Connection Unit 接線座	-	-	-	-	-	-	-	-	-	-	-	-	3	-
	Connection Unit for Indoor A/C Unit 室內冷氣機接線座	-	-	-	-	-	-	-	-	-	-	-	-	1	-

The Vendor undertakes that if lifts or appliances of the specified brand name or model number are not installed in the Development, lifts or appliances of comparable quality will be installed.

Notes:

1. The symbol “-” as shown in the above table denotes “Not provided” or “Not applicable”.
2. “1, 2, ……” denotes the quantity of such provision(s) provided in the residential unit.
3. The quantity of the lighting switch shown in the schedule denotes the quantity of switch button(s).
4. 4/F, 13/F and 14/F are omitted.

賣方承諾如發展項目中沒有安裝指明的品牌名稱或產品型號的升降機或設備，便會安裝品質相若的升降機或設備。

備註：

1. 上表「-」代表不提供或不適用。
2. 「1, 2, ……」表示提供於該住宅單位內的裝置數量。
3. 說明表所顯示的燈掣數量是表示燈掣按鈕的數量。
4. 不設 4 樓、13 樓及 14 樓。

FITTINGS, FINISHES AND APPLIANCES
裝置、裝修物料及設備

Schedule of Mechanical & Electrical Provisions of Residential Units 住宅單位機電裝置數量說明表
Tower 2 第2座

Location 位置	Description 描述	1/F 1樓			2/F-3/F, 5/F-11/F, 15/F-21/F 2樓-3樓、5樓-11樓、 15樓-21樓			12/F 12樓			22/F 22樓			23/F 23樓	
		A	B	C	A	B	C	A	B	C	A	B	C	A	C
Ensuite 3/Ensuite 4 套房 3/套房 4	13A Single Socket Outlet 13安培單位電插座	-	-	-	-	-	-	-	-	-	-	-	-	2	-
	13A Single Socket Outlet (with USB Port) 13安培單位電插座（附有USB接口）	-	-	-	-	-	-	-	-	-	-	-	-	2	-
	Data Outlet 數據插座	-	-	-	-	-	-	-	-	-	-	-	-	1	-
	13A Twin Socket Outlet 13安培雙位電插座	-	-	-	-	-	-	-	-	-	-	-	-	1	-
	Lighting Switch 燈掣	-	-	-	-	-	-	-	-	-	-	-	-	4	-
	TV/FM Outlet 電視及電台插座	-	-	-	-	-	-	-	-	-	-	-	-	1	-
	Telephone Outlet 電話插座	-	-	-	-	-	-	-	-	-	-	-	-	1	-
	Lighting Switch for Bathroom 浴室燈掣	-	-	-	-	-	-	-	-	-	-	-	-	2	-
	Exhaust Fan Switch for Bathroom 浴室抽氣扇開關掣	-	-	-	-	-	-	-	-	-	-	-	-	1	-
	Instantaneous Electric Water Heater Switch for Bathroom 浴室即熱式電熱水爐開關掣	-	-	-	-	-	-	-	-	-	-	-	-	1	-
	Thermal Ventilator Switch for Bathroom 浴室浴室寶開關掣	-	-	-	-	-	-	-	-	-	-	-	-	1	-
	Lighting Point 燈位	-	-	-	-	-	-	-	-	-	-	-	-	2	-
	Connection Unit 接線座	-	-	-	-	-	-	-	-	-	-	-	-	3	-
	Connection Unit for Indoor A/C Unit 室內冷氣機接線座	-	-	-	-	-	-	-	-	-	-	-	-	1	-
Bedroom 1 睡房 1	13A Twin Socket Outlet 13安培雙位電插座	1	1	-	1	1	-	1	3	-	1	1	-	-	-
	13A Single Socket Outlet (with USB Port) 13安培單位電插座（附有USB接口）	2	2	-	2	2	-	2	-	-	2	2	-	-	-
	Data Outlet 數據插座	1	1	-	1	1	-	1	1	-	1	1	-	-	-
	13A Single Socket Outlet 13安培單位電插座	1	1	-	1	1	-	1	-	-	1	1	-	-	-
	Lighting Switch 燈掣	2	2	-	1	1	-	1	6	-	1	1	-	-	-
	TV/FM Outlet 電視及電台插座	1	1	-	1	1	-	1	1	-	1	1	-	-	-
	Telephone Outlet 電話插座	1	1	-	1	1	-	1	1	-	1	1	-	-	-
	Connection Unit 接線座	2	2	-	2	2	-	2	2	-	2	2	-	-	-
	Lighting Point 燈位	1	1	-	1	1	-	1	8	-	1	1	-	-	-
	Connection Unit for Indoor A/C Unit 室內冷氣機接線座	1	1	-	1	1	-	1	1	-	1	1	-	-	-

The Vendor undertakes that if lifts or appliances of the specified brand name or model number are not installed in the Development, lifts or appliances of comparable quality will be installed.

Notes:

1. The symbol “-” as shown in the above table denotes “Not provided” or “Not applicable”.
2. “1, 2, ……” denotes the quantity of such provision(s) provided in the residential unit.
3. The quantity of the lighting switch shown in the schedule denotes the quantity of switch button(s).
4. 4/F, 13/F and 14/F are omitted.

賣方承諾如發展項目中沒有安裝指明的品牌名稱或產品型號的升降機或設備，便會安裝品質相若的升降機或設備。

備註：

1. 上表「-」代表不提供或不適用。
2. 「1, 2, ……」表示提供於該住宅單位內的裝置數量。
3. 說明表所顯示的燈掣數量是表示燈掣按鈕的數量。
4. 不設 4 樓、13 樓及 14 樓。

FITTINGS, FINISHES AND APPLIANCES
裝置、裝修物料及設備

Schedule of Mechanical & Electrical Provisions of Residential Units 住宅單位機電裝置數量說明表
Tower 2 第2座

Location 位置	Description 描述	1/F 1樓			2/F-3/F, 5/F-11/F, 15/F-21/F 2樓-3樓、5樓-11樓、 15樓-21樓			12/F 12樓			22/F 22樓			23/F 23樓	
		A	B	C	A	B	C	A	B	C	A	B	C	A	C
Bedroom 2 睡房 2	13A Single Socket Outlet 13安培單位電插座	-	-	1	-	-	1	-	-	1	-	-	1	-	1
	13A Single Socket Outlet (with USB Port) 13安培單位電插座（附有USB接口）	-	-	2	-	-	2	-	-	2	-	-	2	-	2
	Data Outlet 數據插座	-	-	1	-	-	1	-	-	1	-	-	1	-	1
	13A Twin Socket Outlet 13安培雙位電插座	-	-	1	-	-	1	-	-	1	-	-	1	-	1
	Lighting Switch 燈掣	-	-	2	-	-	1	-	-	1	-	-	1	-	1
	TV/FM Outlet 電視及電台插座	-	-	1	-	-	1	-	-	1	-	-	1	-	1
	Telephone Outlet 電話插座	-	-	1	-	-	1	-	-	1	-	-	1	-	1
	Lighting Point 燈位	-	-	1	-	-	1	-	-	1	-	-	1	-	1
	Connection Unit 接線座	-	-	1	-	-	1	-	-	1	-	-	1	-	1
	Connection Unit for Indoor A/C Unit 室內冷氣機接線座	-	-	1	-	-	1	-	-	1	-	-	1	-	1
Master Bathroom 主人套房浴室	13A Single Socket Outlet (with USB Port) 13安培單位電插座（附有USB接口）	2	2	-	2	2	-	2	2	-	2	2	-	2	-
	Shaver Socket Outlet 電鬚刨插座	1	1	-	1	1	-	1	1	-	1	1	-	1	-
	Power Supply Point for Exhaust Fan 抽氣扇供電位	1	1	-	1	1	-	1	1	-	1	1	-	1	-
	Power Supply Point for Thermo Ventilator 浴室寶供電位	1	1	-	1	1	-	1	1	-	1	1	-	1	-
	Lighting Point 燈位	5	5	-	5	5	-	5	5	-	5	5	-	9	-
	USB Charger USB充電接位	1	1	-	1	1	-	1	1	-	1	1	-	1	-
	Connection Unit 接線座	2	2	-	2	2	-	2	2	-	2	2	-	2	-
	Power Supply Point for Instantaneous Electric Water Heater 即熱式電熱水爐供電位	2	2	-	2	2	-	2	2	-	2	2	-	3	-
	Power Supply Point for Whirlpool 按摩缸供電位	1	1	-	1	1	-	1	1	-	1	1	-	1	-
	Instantaneous Electric Water Heater Switch 即熱式電熱水爐開關掣	-	-	-	-	-	-	-	-	-	-	-	-	1	-

The Vendor undertakes that if lifts or appliances of the specified brand name or model number are not installed in the Development, lifts or appliances of comparable quality will be installed.

Notes:

1. The symbol “-” as shown in the above table denotes “Not provided” or “Not applicable”.
2. “1, 2, ……” denotes the quantity of such provision(s) provided in the residential unit.
3. The quantity of the lighting switch shown in the schedule denotes the quantity of switch button(s).
4. 4/F, 13/F and 14/F are omitted.

賣方承諾如發展項目中沒有安裝指明的品牌名稱或產品型號的升降機或設備，便會安裝品質相若的升降機或設備。

備註：

1. 上表「-」代表不提供或不適用。
2. 「1, 2, ……」表示提供於該住宅單位內的裝置數量。
3. 說明表所顯示的燈掣數量是表示燈掣按鈕的數量。
4. 不設 4 樓、13 樓及 14 樓。

FITTINGS, FINISHES AND APPLIANCES
裝置、裝修物料及設備

Schedule of Mechanical & Electrical Provisions of Residential Units 住宅單位機電裝置數量說明表
Tower 2 第2座

Location 位置	Description 描述	1/F 1樓			2/F-3/F, 5/F-11/F, 15/F-21/F 2樓-3樓、5樓-11樓、 15樓-21樓			12/F 12樓			22/F 22樓			23/F 23樓	
		A	B	C	A	B	C	A	B	C	A	B	C	A	C
Ensuite Bathroom 套房浴室	13A Single Socket Outlet (with USB Port) 13安培單位電插座（附有USB接口）	1	1	-	1	1	-	1	1	-	1	1	-	-	-
	Connection Unit 接線座	2	2	-	2	2	-	2	2	-	2	2	-	-	-
	Shaver Socket Outlet 電鬚刨插座	1	1	-	1	1	-	1	1	-	1	1	-	-	-
	Power Supply Point for Exhaust Fan 抽氣扇供電位	1	1	-	1	1	-	1	1	-	1	1	-	-	-
	Power Supply Point for Thermo Ventilator 浴室寶供電位	1	1	-	1	1	-	1	1	-	1	1	-	-	-
	Lighting Point 燈位	4	4	-	4	4	-	4	4	-	4	4	-	-	-
	Power Supply Point for Instantaneous Electric Water Heater 即熱式電熱水爐供電位	1	1	-	1	1	-	1	1	-	1	1	-	-	-
Ensuite Bathroom 1/ Ensuite Bathroom 2 套房浴室 1 / 套房浴室 2	13A Single Socket Outlet (with USB Port) 13安培單位電插座（附有USB接口）	-	-	-	-	-	-	-	-	-	-	-	-	1	-
	Connection Unit 接線座	-	-	-	-	-	-	-	-	-	-	-	-	2	-
	Shaver Socket Outlet 電鬚刨插座	-	-	-	-	-	-	-	-	-	-	-	-	1	-
	Power Supply Point for Exhaust Fan 抽氣扇供電位	-	-	-	-	-	-	-	-	-	-	-	-	1	-
	Power Supply Point for Thermo Ventilator 浴室寶供電位	-	-	-	-	-	-	-	-	-	-	-	-	1	-
	Power Supply Point for Instantaneous Electric Water Heater 即熱式電熱水爐供電位	-	-	-	-	-	-	-	-	-	-	-	-	1	-
	Lighting Point 燈位	-	-	-	-	-	-	-	-	-	-	-	-	4	-
Ensuite Bathroom 3/ Ensuite Bathroom 4 套房浴室 3 / 套房浴室 4	13A Single Socket Outlet (with USB Port) 13安培單位電插座（附有USB接口）	-	-	-	-	-	-	-	-	-	-	-	-	1	-
	Connection Unit 接線座	-	-	-	-	-	-	-	-	-	-	-	-	2	-
	Power Supply Point for Exhaust Fan 抽氣扇供電位	-	-	-	-	-	-	-	-	-	-	-	-	1	-
	Power Supply Point for Thermo Ventilator 浴室寶供電位	-	-	-	-	-	-	-	-	-	-	-	-	1	-
	Power Supply Point for Instantaneous Electric Water Heater 即熱式電熱水爐供電位	-	-	-	-	-	-	-	-	-	-	-	-	1	-
	Lighting Point 燈位	-	-	-	-	-	-	-	-	-	-	-	-	4	-
	Shaver Socket Outlet 電鬚刨插座	-	-	-	-	-	-	-	-	-	-	-	-	1	-

The Vendor undertakes that if lifts or appliances of the specified brand name or model number are not installed in the Development, lifts or appliances of comparable quality will be installed.

Notes:

1. The symbol “-” as shown in the above table denotes “Not provided” or “Not applicable”.
2. “1, 2, ……” denotes the quantity of such provision(s) provided in the residential unit.
3. The quantity of the lighting switch shown in the schedule denotes the quantity of switch button(s).
4. 4/F, 13/F and 14/F are omitted.

賣方承諾如發展項目中沒有安裝指明的品牌名稱或產品型號的升降機或設備，便會安裝品質相若的升降機或設備。

備註：

1. 上表「-」代表不提供或不適用。
2. 「1, 2, ……」表示提供於該住宅單位內的裝置數量。
3. 說明表所顯示的燈掣數量是表示燈掣按鈕的數量。
4. 不設 4 樓、13 樓及 14 樓。

FITTINGS, FINISHES AND APPLIANCES
裝置、裝修物料及設備

Schedule of Mechanical & Electrical Provisions of Residential Units 住宅單位機電裝置數量說明表
Tower 2 第2座

Location 位置	Description 描述	1/F 1樓			2/F-3/F, 5/F-11/F, 15/F-21/F 2樓-3樓、5樓-11樓、 15樓-21樓			12/F 12樓			22/F 22樓			23/F 23樓	
		A	B	C	A	B	C	A	B	C	A	B	C	A	C
Bathroom 浴室	13A Single Socket Outlet (with USB Port) 13安培單位電插座（附有USB接口）	1	1	1	1	1	1	1	1	1	1	1	1	-	1
	Connection Unit 接線座	2	2	2	2	2	2	2	2	2	2	2	2	-	2
	Power Supply Point for Exhaust Fan 抽氣扇供電位	1	1	1	1	1	1	1	1	1	1	1	1	-	1
	Power Supply Point for Thermo Ventilator 浴室寶供電位	1	1	1	1	1	1	1	1	1	1	1	1	-	1
	Power Supply Point for Instantaneous Electric Water Heater 即熱式電熱水爐供電位	1	1	1	1	1	1	1	1	1	1	1	1	-	1
	Lighting Point 燈位	4	4	4	4	4	4	4	4	4	4	4	4	-	4
Kitchen 廚房	13A Single Socket Outlet for Coffee Machine 咖啡機13安培單位電插座	1	1	-	1	1	-	1	1	-	1	1	-	1	-
	13A Single Socket Outlet 13安培單位電插座	1	1	1	1	1	1	1	1	1	1	1	1	3	1
	Instantaneous Electric Water Heater Switch 即熱式電熱水爐開關掣	1	1	1	1	1	1	1	1	1	1	1	1	1	1
	Power Supply Point for Instantaneous Electric Water Heater 即熱式電熱水爐供電位	1	1	1	1	1	1	1	1	1	1	1	1	1	1
	13A Twin Socket Outlet 13安培雙位電插座	3	3	2	3	3	2	3	3	2	3	3	2	3	2
	Power Supply Point for Exhaust Fan 抽氣扇供電位	1	1	1	1	1	1	1	1	1	1	1	1	1	1
	Exhaust Fan Switch for Kitchen 廚房抽氣扇開關掣	-	-	-	-	-	-	-	-	-	-	-	-	1	-
	Central Controller for VRV Unit 可變冷媒流量空調機中央控制器	1	1	-	1	1	-	1	1	-	1	1	-	1	-
	13A Single Socket Outlet For Gas Cooking Hob 氣體煮食爐13安培單位電插座	2	2	1	2	2	1	2	2	1	2	2	1	2	1
	Switch for Induction Hob 電磁爐開關掣	1	1	1	1	1	1	1	1	1	1	1	1	1	1
	Connection Unit for Induction Hob 電磁爐接線座	1	1	1	1	1	1	1	1	1	1	1	1	1	1
	13A Single Socket for Telecom Equipment 電訊設備13安培單位電插座	1	1	1	1	1	1	1	1	1	1	1	1	1	1
	Washer Connection Point (Water Inlet & Outlet) 洗衣機接駁點（來去水位）	1	1	1	1	1	1	1	1	1	1	1	1	-	1
	Dishwasher Connection Point (Water Inlet & Outlet) 洗碗碟機接駁點（來去水位）	1	1	-	1	1	-	1	1	-	1	1	-	1	-

The Vendor undertakes that if lifts or appliances of the specified brand name or model number are not installed in the Development, lifts or appliances of comparable quality will be installed.

Notes:

1. The symbol “-” as shown in the above table denotes “Not provided” or “Not applicable”.
2. “1, 2, ……” denotes the quantity of such provision(s) provided in the residential unit.
3. The quantity of the lighting switch shown in the schedule denotes the quantity of switch button(s).
4. 4/F, 13/F and 14/F are omitted.

賣方承諾如發展項目中沒有安裝指明的品牌名稱或產品型號的升降機或設備，便會安裝品質相若的升降機或設備。

備註：

1. 上表「-」代表不提供或不適用。
2. 「1, 2, ……」表示提供於該住宅單位內的裝置數量。
3. 說明表所顯示的燈掣數量是表示燈掣按鈕的數量。
4. 不設 4 樓、13 樓及 14 樓。

FITTINGS, FINISHES AND APPLIANCES
裝置、裝修物料及設備

Schedule of Mechanical & Electrical Provisions of Residential Units 住宅單位機電裝置數量說明表
Tower 2 第2座

Location 位置	Description 描述	1/F 1樓			2/F-3/F, 5/F-11/F, 15/F-21/F 2樓-3樓、5樓-11樓、 15樓-21樓			12/F 12樓			22/F 22樓			23/F 23樓	
		A	B	C	A	B	C	A	B	C	A	B	C	A	C
Kitchen 廚房	Lighting Switch 燈掣	-	-	-	-	-	-	-	-	-	-	-	-	3	-
	Lighting Point 燈位	7	7	3	7	7	3	7	7	3	7	7	3	7	3
	Switch for Telecom Equipment 電訊設備開關掣	1	1	1	1	1	1	1	1	1	1	1	1	1	1
	13A Single Socket Outlet for Plate Warmer 暖碟抽屜13安培單位電插座	1	1	-	1	1	-	1	1	-	1	1	-	1	-
	13A Single Socket Outlet for Cooker Hood 抽油煙機13安培單位電插座	1	1	1	1	1	1	1	1	1	1	1	1	1	1
	13A Single Socket Outlet for Microwave Oven 微波燒烤爐13安培單位電插座	1	1	1	1	1	1	1	1	1	1	1	1	1	1
	13A Single Socket Outlet for Dishwasher 洗碟機13安培單位電插座	1	1	-	1	1	-	1	1	-	1	1	-	1	-
	13A Single Socket Outlet for Wine Cellar 酒櫃13安培單位電插座	1	1	-	1	1	-	1	1	-	1	1	-	1	-
	Switch for Electric Oven 電焗爐開關掣	1	1	-	1	1	-	1	1	-	1	1	-	1	-
	Connection Unit for Electric Oven 電焗爐接線座	1	1	-	1	1	-	1	1	-	1	1	-	1	-
	Switch for Combi Oven with Steam 蒸焗爐開關掣	-	-	1	-	-	1	-	-	1	-	-	1	-	1
	Connection Unit for Combi Oven with Steam 蒸焗爐接線座	-	-	1	-	-	1	-	-	1	-	-	1	-	1
	13A Single Socket Outlet for Refrigerator 雪櫃13安培單位電插座	1	1	1	1	1	1	1	1	1	1	1	1	1	1
	Connection Unit 接線座	1	1	1	1	1	1	1	1	1	1	1	1	1	1
	13A Single Socket for Washer 洗衣機13安培單位插座	1	1	-	1	1	-	1	1	-	1	1	-	-	-
	13A Single Socket for Dryer 乾衣機13安培單位插座	1	1	-	1	1	-	1	1	-	1	1	-	-	-
	13A Single Socket for Washer & Dryer 洗乾衣機13安培單位插座	-	-	1	-	-	1	-	-	1	-	-	1	-	1
	13A Single Socket Outlet for Steamer 蒸爐13安培單位電插座	1	1	-	1	1	-	1	1	-	1	1	-	1	-
	Dishwasher Connection Point (Water Inlet & Outlet) 洗碗碟機（來去水位）	1	1	-	1	1	-	1	1	-	1	1	-	1	-
	Miniature Circuit Breakers Board 總電掣箱	-	-	1	-	-	1	-	-	1	-	-	1	-	1
	Door Bell 門鈴	1	1	1	1	1	1	1	1	1	1	1	1	1	1
	Connection Unit for Indoor A/C Unit 室內冷氣機接線座	1	1	1	1	1	1	1	1	1	1	1	1	1	1
	Switch for Electric Gill 電烤爐開關掣	-	-	-	-	-	-	-	-	-	-	-	-	1	-
	Connection Unit for Electric Gill 電烤爐接線座	-	-	-	-	-	-	-	-	-	-	-	-	1	-

The Vendor undertakes that if lifts or appliances of the specified brand name or model number are not installed in the Development, lifts or appliances of comparable quality will be installed.

Notes:

1. The symbol “-” as shown in the above table denotes “Not provided” or “Not applicable”.
2. “1, 2, ……” denotes the quantity of such provision(s) provided in the residential unit.
3. The quantity of the lighting switch shown in the schedule denotes the quantity of switch button(s).
4. 4/F, 13/F and 14/F are omitted.

賣方承諾如發展項目中沒有安裝指明的品牌名稱或產品型號的升降機或設備，便會安裝品質相若的升降機或設備。

備註：

1. 上表「-」代表不提供或不適用。
2. 「1, 2, ……」表示提供於該住宅單位內的裝置數量。
3. 說明表所顯示的燈掣數量是表示燈掣按鈕的數量。
4. 不設 4 樓、13 樓及 14 樓。

FITTINGS, FINISHES AND APPLIANCES
裝置、裝修物料及設備

Schedule of Mechanical & Electrical Provisions of Residential Units 住宅單位機電裝置數量說明表
Tower 2 第2座

Location 位置	Description 描述	1/F 1樓			2/F-3/F, 5/F-11/F, 15/F-21/F 2樓-3樓、5樓-11樓、 15樓-21樓			12/F 12樓			22/F 22樓			23/F 23樓	
		A	B	C	A	B	C	A	B	C	A	B	C	A	C
Store Room 儲物房	Thermo Ventilator Switch 浴室寶開關掣	1	1	-	1	1	-	1	1	-	1	1	-	-	-
	Lighting Switch 燈掣	2	2	-	2	2	-	2	2	-	2	2	-	-	-
	Lighting Point 燈位	1	1	-	1	1	-	1	1	-	1	1	-	-	-
	Instantaneous Electric Water Heater Switch 即熱式電熱水爐開關掣	1	1	-	1	1	-	1	1	-	1	1	-	-	-
	13A Single Socket Outlet 13安培單位電插座	1	1	-	1	1	-	1	1	-	1	1	-	-	-
	Miniature Circuit Breakers Board 總電掣箱	1	1	-	1	1	-	1	1	-	1	1	-	-	-
	Switch for Indoor A/C Unit 室內冷氣機開關掣	1	1	-	1	1	-	1	1	-	1	1	-	-	-
Toilet inside Store Room 儲物房內的洗手間	Power Supply Point for Thermo Ventilator 浴室寶供電位	1	1	-	1	1	-	1	1	-	1	1	-	-	-
	Power Supply Point for Instantaneous Electric Water Heater 即熱式電熱水爐供電位	1	1	-	1	1	-	1	1	-	1	1	-	-	-
	Lighting Point 燈位	1	1	-	1	1	-	1	1	-	1	1	-	-	-
Balcony 露台	Lighting Point 燈位	3	3	2	3	3	2	3	3	2	3	3	2	6	2
	13A Weatherproof Single Socket Outlet 13安培防水單位電插座	2	2	1	2	2	1	2	2	1	2	2	1	3	1
Utility Platform 工作平台	Lighting Point 燈位	1	1	1	1	1	1	1	1	1	1	1	1	-	1
Flat Roof 平台	Lighting Point 燈位	6	8	3	-	-	-	-	-	-	-	-	-	-	-
	13A Weatherproof Single Socket Outlet 13安培防水單位電插座	2	3	2	-	-	-	-	-	-	-	-	-	-	-
Utility Room 工作間	Lighting Point 燈位	-	-	-	-	-	-	-	-	-	-	-	-	4	-
	13A Single Socket Outlet 13安培單位電插座	-	-	-	-	-	-	-	-	-	-	-	-	3	-
	Lighting Switch 燈掣	-	-	-	-	-	-	-	-	-	-	-	-	4	-
	Miniature Circuit Breakers Board 總電掣箱	-	-	-	-	-	-	-	-	-	-	-	-	1	-
	Instantaneous Electric Water Heater Switch for Bathroom inside Utility Room 工作間內的浴室即熱式電熱水爐開關掣	-	-	-	-	-	-	-	-	-	-	-	-	1	-
	Lighting Switch for Bathroom inside Utility Room 工作間內的浴室燈掣	-	-	-	-	-	-	-	-	-	-	-	-	1	-
	Exhaust Fan Switch for Bathroom inside Utility Room 工作間內的浴室抽氣扇開關掣	-	-	-	-	-	-	-	-	-	-	-	-	1	-
	Thermo Ventilator Switch 浴室寶開關掣	-	-	-	-	-	-	-	-	-	-	-	-	1	-
	13A Single Socket for Washer 洗衣機13安培單位插座	-	-	-	-	-	-	-	-	-	-	-	-	1	-
	13A Single Socket for Dryer 乾衣機13安培單位插座	-	-	-	-	-	-	-	-	-	-	-	-	1	-
	Washer Connection Point (Water Inlet & Outlet) 洗衣機接駁點（來去水位）	-	-	-	-	-	-	-	-	-	-	-	-	1	-
	Switch for A/C Unit 冷氣開關掣	-	-	-	-	-	-	-	-	-	-	-	-	1	-

The Vendor undertakes that if lifts or appliances of the specified brand name or model number are not installed in the Development, lifts or appliances of comparable quality will be installed.

Notes:

1. The symbol “-” as shown in the above table denotes “Not provided” or “Not applicable”.
2. “1, 2, ……” denotes the quantity of such provision(s) provided in the residential unit.
3. The quantity of the lighting switch shown in the schedule denotes the quantity of switch button(s).
4. 4/F, 13/F and 14/F are omitted.

賣方承諾如發展項目中沒有安裝指明的品牌名稱或產品型號的升降機或設備，便會安裝品質相若的升降機或設備。

備註：

1. 上表「-」代表不提供或不適用。
2. 「1, 2, ……」表示提供於該住宅單位內的裝置數量。
3. 說明表所顯示的燈掣數量是表示燈掣按鈕的數量。
4. 不設 4 樓、13 樓及 14 樓。

FITTINGS, FINISHES AND APPLIANCES
裝置、裝修物料及設備

Schedule of Mechanical & Electrical Provisions of Residential Units 住宅單位機電裝置數量說明表
Tower 2 第2座

Location 位置	Description 描述	1/F 1樓			2/F-3/F, 5/F-11/F, 15/F-21/F 2樓-3樓、5樓-11樓、 15樓-21樓			12/F 12樓			22/F 22樓			23/F 23樓	
		A	B	C	A	B	C	A	B	C	A	B	C	A	C
Toilet 洗手間	13A Single Socket Outlet (with USB Port) 13安培單位電插座（附有USB接口）	-	-	-	-	-	-	-	-	-	-	-	-	1	-
	Connection Unit 接線座	-	-	-	-	-	-	-	-	-	-	-	-	2	-
	Power Supply Point for Exhaust Fan 抽氣扇供電位	-	-	-	-	-	-	-	-	-	-	-	-	1	-
	Power Supply Point for Thermo Ventilator 浴室寶供電位	-	-	-	-	-	-	-	-	-	-	-	-	1	-
	Lighting Point 燈位	-	-	-	-	-	-	-	-	-	-	-	-	3	-
	Instantaneous Electric Water Heater Switch 即熱式電熱水爐開關掣	-	-	-	-	-	-	-	-	-	-	-	-	1	-
	Power Supply Point for Instantaneous Electric Water Heater 即熱式電熱水爐供電位	-	-	-	-	-	-	-	-	-	-	-	-	1	-
Bathroom inside Utility Room 工作間內的浴室	Power Supply Point for Exhaust Fan 抽氣扇供電位	-	-	-	-	-	-	-	-	-	-	-	-	1	-
	Power Supply Point for Thermo Ventilator 浴室寶供電位	-	-	-	-	-	-	-	-	-	-	-	-	1	-
	Lighting Point 燈位	-	-	-	-	-	-	-	-	-	-	-	-	2	-
	Power Supply Point for Instantaneous Electric Water Heater 即熱式電熱水爐供電位	-	-	-	-	-	-	-	-	-	-	-	-	1	-
Roof 天台	Lighting Point 燈位	-	-	-	-	-	-	-	-	-	-	-	-	46	-
	Lighting Switch 燈掣	-	-	-	-	-	-	-	-	-	-	-	-	3	-
	13A Weatherproof Single Socket Outlet 13安培防水單位電插座	-	-	-	-	-	-	-	-	-	-	-	-	5	-

The Vendor undertakes that if lifts or appliances of the specified brand name or model number are not installed in the Development, lifts or appliances of comparable quality will be installed.

Notes:

1. The symbol “-” as shown in the above table denotes “Not provided” or “Not applicable”.
2. “1, 2, ……” denotes the quantity of such provision(s) provided in the residential unit.
3. The quantity of the lighting switch shown in the schedule denotes the quantity of switch button(s).
4. 4/F, 13/F and 14/F are omitted.

賣方承諾如發展項目中沒有安裝指明的品牌名稱或產品型號的升降機或設備，便會安裝品質相若的升降機或設備。

備註：

1. 上表「-」代表不提供或不適用。
2. 「1, 2, ……」表示提供於該住宅單位內的裝置數量。
3. 說明表所顯示的燈掣數量是表示燈掣按鈕的數量。
4. 不設 4 樓、13 樓及 14 樓。

FITTINGS, FINISHES AND APPLIANCES
裝置、裝修物料及設備

Schedule of Mechanical & Electrical Provisions of Residential Units 住宅單位機電裝置數量說明表
Tower 3 第3座

Location 位置	Description 描述	1/F 1樓			2/F-3/F, 5/F-12/F, 15/F-21/F 2樓-3樓、5樓-12樓、 15樓-21樓			22/F 22樓		23/F 23樓	
		A	B	C	A	B	C	A	C	A	C
Private Lift Lobby 私人升降機大堂	Lighting Point 燈位	4	4	1	4	4	1	4	1	4	1
	Door Bell Push Button 門鈴按鈕	1	1	1	1	1	1	1	1	1	1
	13A Single Socket Outlet 13 安培單位電插座	1	1	1	1	1	1	1	1	1	1
	Connection Unit for Indoor A/C Unit 室內冷氣機接線座	2	1	1	2	1	1	1	1	1	1
	Connection Unit for Exhaust Fan 抽氣扇接線座	1	1	1	1	1	1	1	1	1	1
	Smoke Detector for Private Lift Lobby 私人升降機大堂煙霧感應器	2	2	1	2	2	1	2	1	2	1
Private Lobby 私人大堂	Lighting Switch 燈掣	1	1	-	1	1	-	1	-	1	-
	Lighting Point 燈位	1	1	-	1	1	-	1	-	1	-
	Lighting Switch for Kitchen 廚房燈掣	2	2	-	2	2	-	-	-	-	-
	Exhaust Fan Switch for Private Lift Lobby 私人升降機大堂抽氣扇開關掣	1	1	-	1	1	-	1	-	1	-
Living Room / Dining Room / Corridor 客廳/飯廳/走廊	Central Controller for VRV Unit 可變冷媒流量空調機中央控制器	-	-	1	-	-	1	-	1	-	1
	13A Single Socket Outlet (with USB Port) 13 安培單位電插座（附有 USB 接口）	2	2	3	2	2	3	2	3	2	3
	13A Twin Socket Outlet 13 安培雙位電插座	3	3	2	3	3	2	5	2	5	2
	TV/FM Outlet 電視及電台插座	3	3	2	3	3	2	5	2	5	2
	Lighting Point 燈位	9	9	4	9	9	4	16	4	18	4
	Telephone Outlet 電話插座	2	2	2	2	2	2	2	2	2	2
	Video Door Phone 視像對講機	1	1	1	1	1	1	1	1	1	1
	Lighting Switch 燈掣	8	8	7	8	8	7	11	7	11	7
	Lighting Switch for Kitchen 廚房燈掣	2	2	2	2	2	2	2	2	2	2
	Instantaneous Electric Water Heater Switch for Toilet/Bathroom 洗手間/浴室即熱式電熱水爐開關掣	1	1	1	1	1	1	1	1	1	1
	Lighting Switch for Toilet/Bathroom 洗手間/浴室燈掣	2	2	2	2	2	2	2	2	2	2
	Exhaust Fan Switch for Toilet/Bathroom 洗手間/浴室抽氣扇開關掣	1	1	1	1	1	1	1	1	1	1
	Thermo Ventilator Switch for Toilet/Bathroom 洗手間/浴室浴室寶開關掣	1	1	1	1	1	1	1	1	1	1
	Data Outlet 數據插座	3	3	2	3	3	2	5	2	5	2
	Connection Unit 接線座	2	2	1	2	2	1	2	1	2	1
	Exhaust Fan Switch for Kitchen 廚房抽氣扇開關掣	1	1	1	1	1	1	1	1	1	1
	Instantaneous Electric Water Heater Switch 即熱式電熱水爐開關掣	-	-	1	-	-	1	-	1	-	1
	Lighting Switch for Private Lift Lobby 私人升降機大堂燈掣	1	1	1	1	1	1	1	1	1	1
	Connection Unit for Indoor A/C Unit 室內冷氣機接線座	2	2	1	2	2	1	5	1	5	1
	Exhaust Fan Switch for Private Lift Lobby 私人升降機大堂抽氣扇開關掣	-	-	1	-	-	1	-	1	-	1

The Vendor undertakes that if lifts or appliances of the specified brand name or model number are not installed in the Development, lifts or appliances of comparable quality will be installed.

Notes:

1. The symbol “-” as shown in the above table denotes “Not provided” or “Not applicable”.
2. “1, 2, ……” denotes the quantity of such provision(s) provided in the residential unit.
3. The quantity of the lighting switch shown in the schedule denotes the quantity of switch button(s).
4. 4/F, 13/F and 14/F are omitted.

賣方承諾如發展項目中沒有安裝指明的品牌名稱或產品型號的升降機或設備，便會安裝品質相若的升降機或設備。

備註：

1. 上表「-」代表不提供或不適用。
2. 「1, 2, ……」表示提供於該住宅單位內的裝置數量。
3. 說明表所顯示的燈掣數量是表示燈掣按鈕的數量。
4. 不設 4 樓、13 樓及 14 樓。

FITTINGS, FINISHES AND APPLIANCES
裝置、裝修物料及設備

Schedule of Mechanical & Electrical Provisions of Residential Units 住宅單位機電裝置數量說明表
Tower 3 第3座

Location 位置	Description 描述	1/F 1樓			2/F-3/F, 5/F-12/F, 15/F-21/F 2樓-3樓、5樓-12樓、 15樓-21樓			22/F 22樓		23/F 23樓	
		A	B	C	A	B	C	A	C	A	C
Master Ensuite/ Master Bedroom 1 主人套房/ 主人睡房 1	13A Twin Socket Outlet 13安培雙位電插座	1	1	1	1	1	1	3	1	3	1
	Connection Unit 接線座	4	2	3	4	2	3	3	3	3	3
	13A Single Socket Outlet 13安培單位電插座	3	2	1	3	2	1	2	1	2	1
	13A Single Socket Outlet (with USB Port) 13安培單位電插座（附有USB接口）	2	2	2	2	2	2	2	2	2	2
	Data Outlet 數據插座	1	1	1	1	1	1	3	1	3	1
	TV/FM Outlet 電視及電台插座	1	1	1	1	1	1	3	1	3	1
	Telephone Outlet 電話插座	1	1	1	1	1	1	1	1	1	1
	Lighting Switch 燈掣	4	4	2	4	4	2	5	2	5	2
	Instantaneous Electric Water Heater Switch for Bathroom 浴室即熱式電熱水爐開關掣	1	1	-	1	1	-	1	-	1	-
	Lighting Switch for Bathroom 浴室燈掣	2	2	-	2	2	-	2	-	2	-
	Exhaust Fan Switch for Bathroom 浴室抽氣扇開關掣	1	1	-	1	1	-	1	-	1	-
	Thermal Ventilator Switch for Bathroom 浴室浴室寶開關掣	1	1	-	1	1	-	1	-	1	-
	Lighting Point 燈位	3	3	1	3	3	1	4	1	4	1
	Whirlpool Switch for Bathroom 浴室按摩缸開關掣	1	1	-	1	1	-	1	-	1	-
Ensuite 套房	Connection Unit for Indoor A/C Unit 室內冷氣機接線座	2	2	1	2	2	1	3	1	3	1
	13A Single Socket Outlet 13安培單位電插座	1	1	-	1	1	-	-	-	-	-
	13A Single Socket Outlet (with USB Port) 13安培單位電插座（附有USB接口）	2	2	-	2	2	-	-	-	-	-
	Data Outlet 數據插座	1	1	-	1	1	-	-	-	-	-
	TV/FM Outlet 電視及電台插座	1	1	-	1	1	-	-	-	-	-
	Telephone Outlet 電話插座	1	1	-	1	1	-	-	-	-	-
	Instantaneous Electric Water Heater Switch for Bathroom 浴室即熱式電熱水爐開關掣	1	1	-	1	1	-	-	-	-	-
	13A Twin Socket Outlet 13安培雙位電插座	1	1	-	1	1	-	-	-	-	-
	Lighting Switch 燈掣	5	2	-	5	2	-	-	-	-	-
	Lighting Switch for Bathroom 浴室燈掣	2	2	-	2	2	-	-	-	-	-
	Exhaust Fan Switch for Bathroom 浴室抽氣扇開關掣	1	1	-	1	1	-	-	-	-	-
	Thermal Ventilator Switch for Bathroom 浴室浴室寶開關掣	1	1	-	1	1	-	-	-	-	-
	Lighting Point 燈位	2	1	-	2	1	-	-	-	-	-
	Connection Unit 接線座	3	2	-	3	2	-	-	-	-	-
	Connection Unit for Indoor A/C Unit 室內冷氣機接線座	1	1	-	1	1	-	-	-	-	-

The Vendor undertakes that if lifts or appliances of the specified brand name or model number are not installed in the Development, lifts or appliances of comparable quality will be installed.

Notes:

1. The symbol “-” as shown in the above table denotes “Not provided” or “Not applicable”.
2. “1, 2, ……” denotes the quantity of such provision(s) provided in the residential unit.
3. The quantity of the lighting switch shown in the schedule denotes the quantity of switch button(s).
4. 4/F, 13/F and 14/F are omitted.

賣方承諾如發展項目中沒有安裝指明的品牌名稱或產品型號的升降機或設備，便會安裝品質相若的升降機或設備。

備註：

1. 上表「-」代表不提供或不適用。
2. 「1, 2, ……」表示提供於該住宅單位內的裝置數量。
3. 說明表所顯示的燈掣數量是表示燈掣按鈕的數量。
4. 不設 4 樓、13 樓及 14 樓。

FITTINGS, FINISHES AND APPLIANCES
裝置、裝修物料及設備

Schedule of Mechanical & Electrical Provisions of Residential Units 住宅單位機電裝置數量說明表
Tower 3 第3座

Location 位置	Description 描述	1/F 1樓			2/F-3/F, 5/F-12/F, 15/F-21/F 2樓-3樓、5樓-12樓、 15樓-21樓			22/F 22樓		23/F 23樓	
		A	B	C	A	B	C	A	C	A	C
Ensuite 1 套房 1	13A Single Socket Outlet 13安培單位電插座	-	-	-	-	-	-	2	-	2	-
	13A Single Socket Outlet (with USB Port) 13安培單位電插座（附有USB接口）	-	-	-	-	-	-	2	-	2	-
	Data Outlet 數據插座	-	-	-	-	-	-	1	-	1	-
	TV/FM Outlet 電視及電台插座	-	-	-	-	-	-	1	-	1	-
	Telephone Outlet 電話插座	-	-	-	-	-	-	1	-	1	-
	Instantaneous Electric Water Heater Switch for Bathroom 浴室即熱式電熱水爐開關掣	-	-	-	-	-	-	1	-	1	-
	13A Twin Socket Outlet 13安培雙位電插座	-	-	-	-	-	-	1	-	1	-
	Lighting Switch 燈掣	-	-	-	-	-	-	4	-	4	-
	Lighting Switch for Bathroom 浴室燈掣	-	-	-	-	-	-	2	-	2	-
	Exhaust Fan Switch for Bathroom 浴室抽氣扇開關掣	-	-	-	-	-	-	1	-	1	-
	Thermal Ventilator Switch for Bathroom 浴室浴室寶開關掣	-	-	-	-	-	-	1	-	1	-
	Lighting Point 燈位	-	-	-	-	-	-	2	-	2	-
	Connection Unit 接線座	-	-	-	-	-	-	3	-	3	-
Ensuite 2 套房 2	Connection Unit for Indoor A/C Unit 室內冷氣機接線座	-	-	-	-	-	-	1	-	1	-
	13A Twin Socket Outlet 13安培雙位電插座	-	-	-	-	-	-	1	-	1	-
	13A Single Socket Outlet (with USB Port) 13安培單位電插座（附有USB接口）	-	-	-	-	-	-	2	-	2	-
	Data Outlet 數據插座	-	-	-	-	-	-	1	-	1	-
	13A Single Socket Outlet 13安培單位電插座	-	-	-	-	-	-	2	-	2	-
	Lighting Switch 燈掣	-	-	-	-	-	-	5	-	5	-
	TV/FM Outlet 電視及電台插座	-	-	-	-	-	-	1	-	1	-
	Telephone Outlet 電話插座	-	-	-	-	-	-	1	-	1	-
	Instantaneous Electric Water Heater Switch for Bathroom 浴室即熱式電熱水爐開關掣	-	-	-	-	-	-	1	-	1	-
	Lighting Switch for Bathroom 浴室燈掣	-	-	-	-	-	-	2	-	2	-
	Exhaust Fan Switch for Bathroom 浴室抽氣扇開關掣	-	-	-	-	-	-	1	-	1	-
	Thermal Ventilator Switch for Bathroom 浴室浴室寶開關掣	-	-	-	-	-	-	1	-	1	-
	Lighting Point 燈位	-	-	-	-	-	-	2	-	2	-
	Connection Unit 接線座	-	-	-	-	-	-	3	-	3	-
	Connection Unit for Indoor A/C Unit 室內冷氣機接線座	-	-	-	-	-	-	1	-	1	-

The Vendor undertakes that if lifts or appliances of the specified brand name or model number are not installed in the Development, lifts or appliances of comparable quality will be installed.

Notes:

1. The symbol “-” as shown in the above table denotes “Not provided” or “Not applicable”.
2. “1, 2, ……” denotes the quantity of such provision(s) provided in the residential unit.
3. The quantity of the lighting switch shown in the schedule denotes the quantity of switch button(s).
4. 4/F, 13/F and 14/F are omitted.

賣方承諾如發展項目中沒有安裝指明的品牌名稱或產品型號的升降機或設備，便會安裝品質相若的升降機或設備。

備註：

1. 上表「-」代表不提供或不適用。
2. 「1, 2, ……」表示提供於該住宅單位內的裝置數量。
3. 說明表所顯示的燈掣數量是表示燈掣按鈕的數量。
4. 不設 4 樓、13 樓及 14 樓。

FITTINGS, FINISHES AND APPLIANCES
裝置、裝修物料及設備

Schedule of Mechanical & Electrical Provisions of Residential Units 住宅單位機電裝置數量說明表
Tower 3 第3座

Location 位置	Description 描述	1/F 1樓			2/F-3/F, 5/F-12/F, 15/F-21/F 2樓-3樓、5樓-12樓、 15樓-21樓			22/F 22樓		23/F 23樓	
		A	B	C	A	B	C	A	C	A	C
Ensuite 3 套房 3	13A Single Socket Outlet 13安培單位電插座	-	-	-	-	-	-	2	-	2	-
	13A Single Socket Outlet (with USB Port) 13安培單位電插座（附有USB接口）	-	-	-	-	-	-	2	-	2	-
	Data Outlet 數據插座	-	-	-	-	-	-	1	-	1	-
	13A Twin Socket Outlet 13安培雙位電插座	-	-	-	-	-	-	1	-	1	-
	Lighting Switch 燈掣	-	-	-	-	-	-	1	-	1	-
	TV/FM Outlet 電視及電台插座	-	-	-	-	-	-	1	-	1	-
	Telephone Outlet 電話插座	-	-	-	-	-	-	1	-	1	-
	Lighting Switch for Bathroom 浴室燈掣	-	-	-	-	-	-	2	-	2	-
	Exhaust Fan Switch for Bathroom 浴室抽氣扇開關掣	-	-	-	-	-	-	1	-	1	-
	Instantaneous Electric Water Heater Switch for Bathroom 浴室即熱式電熱水爐開關掣	-	-	-	-	-	-	1	-	1	-
	Thermal Ventilator Switch for Bathroom 浴室浴室寶開關掣	-	-	-	-	-	-	1	-	1	-
	Lighting Point 燈位	-	-	-	-	-	-	2	-	2	-
	Connection Unit 接線座	-	-	-	-	-	-	3	-	3	-
Bedroom 1 睡房 1	Connection Unit for Indoor A/C Unit 室內冷氣機接線座	-	-	-	-	-	-	1	-	1	-
	13A Twin Socket Outlet 13安培雙位電插座	1	1	-	1	1	-	-	-	-	-
	13A Single Socket Outlet (with USB Port) 13安培單位電插座（附有USB接口）	2	2	-	2	2	-	-	-	-	-
	Data Outlet 數據插座	1	1	-	1	1	-	-	-	-	-
	13A Single Socket Outlet 13安培單位電插座	1	1	-	1	1	-	-	-	-	-
	Lighting Switch 燈掣	1	2	-	1	1	-	-	-	-	-
	TV/FM Outlet 電視及電台插座	1	1	-	1	1	-	-	-	-	-
	Telephone Outlet 電話插座	1	1	-	1	1	-	-	-	-	-
	Instantaneous Electric Water Heater Switch 即熱式電熱水爐開關掣	-	-	-	-	-	-	-	-	-	-
	Lighting Switch for Bathroom 浴室燈掣	-	-	-	-	-	-	-	-	-	-
	Exhaust Fan Switch for Bathroom 浴室抽氣扇開關掣	-	-	-	-	-	-	-	-	-	-
	Thermo Ventilator Switch 浴室寶開關掣	-	-	-	-	-	-	-	-	-	-
	Lighting Point 燈位	1	1	-	1	1	-	-	-	-	-
	Connection Unit 接線座	1	2	-	1	2	-	-	-	-	-
	Connection Unit for Indoor A/C Unit 室內冷氣機接線座	1	1	-	1	1	-	-	-	-	-

The Vendor undertakes that if lifts or appliances of the specified brand name or model number are not installed in the Development, lifts or appliances of comparable quality will be installed.

Notes:

1. The symbol “-” as shown in the above table denotes “Not provided” or “Not applicable”.
2. “1, 2, ……” denotes the quantity of such provision(s) provided in the residential unit.
3. The quantity of the lighting switch shown in the schedule denotes the quantity of switch button(s).
4. 4/F, 13/F and 14/F are omitted.

賣方承諾如發展項目中沒有安裝指明的品牌名稱或產品型號的升降機或設備，便會安裝品質相若的升降機或設備。

備註：

1. 上表「-」代表不提供或不適用。
2. 「1, 2, ……」表示提供於該住宅單位內的裝置數量。
3. 說明表所顯示的燈掣數量是表示燈掣按鈕的數量。
4. 不設 4 樓、13 樓及 14 樓。

FITTINGS, FINISHES AND APPLIANCES
裝置、裝修物料及設備

Schedule of Mechanical & Electrical Provisions of Residential Units 住宅單位機電裝置數量說明表
Tower 3 第3座

Location 位置	Description 描述	1/F 1樓			2/F-3/F, 5/F-12/F, 15/F-21/F 2樓-3樓、5樓-12樓、 15樓-21樓			22/F 22樓		23/F 23樓	
		A	B	C	A	B	C	A	C	A	C
Bedroom 2 睡房 2	13A Single Socket Outlet 13安培單位電插座	1	-	1	1	-	1	-	1	-	1
	13A Single Socket Outlet (with USB Port) 13安培單位電插座（附有USB接口）	2	-	2	2	-	2	-	2	-	2
	Data Outlet 數據插座	1	-	1	1	-	1	-	1	-	1
	13A Twin Socket Outlet 13安培雙位電插座	1	-	1	1	-	1	-	1	-	1
	Lighting Switch 燈掣	2	-	2	1	-	1	-	1	-	1
	TV/FM Outlet 電視及電台插座	1	-	1	1	-	1	-	1	-	1
	Telephone Outlet 電話插座	1	-	1	1	-	1	-	1	-	1
	Lighting Switch for Bathroom 浴室燈掣	-	-	-	-	-	-	-	-	-	-
	Exhaust Fan Switch for Bathroom 浴室抽氣扇開關掣	-	-	-	-	-	-	-	-	-	-
	Instantaneous Electric Water Heater Switch 即熱式電熱水爐開關掣	-	-	-	-	-	-	-	-	-	-
	Thermo Ventilator Switch 浴室寶開關掣	-	-	-	-	-	-	-	-	-	-
	Lighting Point 燈位	1	-	1	1	-	1	-	1	-	1
	Connection Unit 接線座	2	-	1	2	-	1	-	1	-	1
	Connection Unit for Indoor A/C Unit 室內冷氣機接線座	1	-	1	1	-	1	-	1	-	1
Master Bathroom 主人套房浴室	13A Single Socket Outlet (with USB Port) 13安培單位電插座（附有USB接口）	2	2	-	2	2	-	2	-	2	-
	Shaver Socket Outlet 電鬚刨插座	1	1	-	1	1	-	1	-	1	-
	Connection Unit 接線座	2	2	-	2	2	-	2	-	2	-
	Power Supply Point for Exhaust Fan 抽氣扇供電位	1	1	-	1	1	-	1	-	1	-
	Power Supply Point for Thermo Ventilator 浴室寶供電位	1	1	-	1	1	-	1	-	1	-
	Lighting Point 燈位	9	5	-	9	5	-	8	-	8	-
	USB Charger USB充電接位	1	1	-	1	1	-	1	-	1	-
	Power Supply Point for Instantaneous Electric Water Heater 即熱式電熱水爐供電位	3	2	-	3	2	-	3	-	3	-
	Power Supply Point for Whirlpool 按摩缸供電位	1	1	-	1	1	-	1	-	1	-
	Instantaneous Electric Water Heater Switch 即熱式電熱水爐開關掣	1	-	-	1	-	-	1	-	1	-

The Vendor undertakes that if lifts or appliances of the specified brand name or model number are not installed in the Development, lifts or appliances of comparable quality will be installed.

Notes:

1. The symbol “-” as shown in the above table denotes “Not provided” or “Not applicable”.
2. “1, 2, ……” denotes the quantity of such provision(s) provided in the residential unit.
3. The quantity of the lighting switch shown in the schedule denotes the quantity of switch button(s).
4. 4/F, 13/F and 14/F are omitted.

賣方承諾如發展項目中沒有安裝指明的品牌名稱或產品型號的升降機或設備，便會安裝品質相若的升降機或設備。

備註：

1. 上表「-」代表不提供或不適用。
2. 「1, 2, ……」表示提供於該住宅單位內的裝置數量。
3. 說明表所顯示的燈掣數量是表示燈掣按鈕的數量。
4. 不設 4 樓、13 樓及 14 樓。

FITTINGS, FINISHES AND APPLIANCES
裝置、裝修物料及設備

Schedule of Mechanical & Electrical Provisions of Residential Units 住宅單位機電裝置數量說明表
Tower 3 第3座

Location 位置	Description 描述	1/F 1樓			2/F-3/F, 5/F-12/F, 15/F-21/F 2樓-3樓、5樓-12樓、 15樓-21樓			22/F 22樓		23/F 23樓	
		A	B	C	A	B	C	A	C	A	C
Ensuite Bathroom 套房浴室	13A Single Socket Outlet (with USB Port) 13安培單位電插座（附有USB接口）	1	1	-	1	1	-	-	-	-	-
	Shaver Socket Outlet 電鬚刨插座	1	1	-	1	1	-	-	-	-	-
	Power Supply Point for Exhaust Fan 抽氣扇供電位	1	1	-	1	1	-	-	-	-	-
	Power Supply Point for Thermo Ventilator 浴室寶供電位	1	1	-	1	1	-	-	-	-	-
	Lighting Point 燈位	4	4	-	4	4	-	-	-	-	-
	Connection Unit 接線座	2	2	-	2	2	-	-	-	-	-
	Power Supply Point for Instantaneous Electric Water Heater 即熱式電熱水爐供電位	1	1	-	1	1	-	-	-	-	-
Ensuite Bathroom 1/ Ensuite Bathroom 2 套房浴室 1 / 套房浴室 2	13A Single Socket Outlet (with USB Port) 13安培單位電插座（附有USB接口）	-	-	-	-	-	-	1	-	1	-
	Shaver Socket Outlet 電鬚刨插座	-	-	-	-	-	-	1	-	1	-
	Power Supply Point for Exhaust Fan 抽氣扇供電位	-	-	-	-	-	-	1	-	1	-
	Power Supply Point for Thermo Ventilator 浴室寶供電位	-	-	-	-	-	-	1	-	1	-
	Power Supply Point for Instantaneous Electric Water Heater 即熱式電熱水爐供電位	-	-	-	-	-	-	1	-	1	-
	Lighting Point 燈位	-	-	-	-	-	-	4	-	4	-
	Connection Unit 接線座	-	-	-	-	-	-	2	-	2	-

The Vendor undertakes that if lifts or appliances of the specified brand name or model number are not installed in the Development, lifts or appliances of comparable quality will be installed.

Notes:

1. The symbol “-” as shown in the above table denotes “Not provided” or “Not applicable”.
2. “1, 2, ……” denotes the quantity of such provision(s) provided in the residential unit.
3. The quantity of the lighting switch shown in the schedule denotes the quantity of switch button(s).
4. 4/F, 13/F and 14/F are omitted.

賣方承諾如發展項目中沒有安裝指明的品牌名稱或產品型號的升降機或設備，便會安裝品質相若的升降機或設備。

備註：

1. 上表「-」代表不提供或不適用。
2. 「1, 2, ……」表示提供於該住宅單位內的裝置數量。
3. 說明表所顯示的燈掣數量是表示燈掣按鈕的數量。
4. 不設 4 樓、13 樓及 14 樓。

FITTINGS, FINISHES AND APPLIANCES
裝置、裝修物料及設備

Schedule of Mechanical & Electrical Provisions of Residential Units 住宅單位機電裝置數量說明表
Tower 3 第3座

Location 位置	Description 描述	1/F 1樓			2/F-3/F, 5/F-12/F, 15/F-21/F 2樓-3樓、5樓-12樓、 15樓-21樓			22/F 22樓		23/F 23樓	
		A	B	C	A	B	C	A	C	A	C
Ensuite Bathroom 3 套房浴室 3	13A Single Socket Outlet (with USB Port) 13安培單位電插座（附有USB接口）	-	-	-	-	-	-	1	-	1	-
	Connection Unit 接線座	-	-	-	-	-	-	2	-	2	-
	Power Supply Point for Exhaust Fan 抽氣扇供電位	-	-	-	-	-	-	1	-	1	-
	Power Supply Point for Thermo Ventilator 浴室寶供電位	-	-	-	-	-	-	1	-	1	-
	Power Supply Point for Instantaneous Electric Water Heater 即熱式電熱水爐供電位	-	-	-	-	-	-	1	-	1	-
	Lighting Point 燈位	-	-	-	-	-	-	4	-	4	-
	Shaver Socket Outlet 電鬚刨插座	-	-	-	-	-	-	1	-	1	-
Bathroom 浴室	13A Single Socket Outlet (with USB Port) 13安培單位電插座（附有USB接口）	1	1	1	1	1	1	-	1	-	1
	Connection Unit 接線座	2	2	2	2	2	2	-	2	-	2
	Power Supply Point for Instantaneous Electric Water Heater 即熱式電熱水爐供電位	1	1	1	1	1	1	-	1	-	1
	Power Supply Point for Exhaust Fan 抽氣扇供電位	1	1	1	1	1	1	-	1	-	1
	Power Supply Point for Thermo Ventilator 浴室寶供電位	1	1	1	1	1	1	-	1	-	1
	Lighting Point 燈位	4	4	4	4	4	4	-	4	-	4
Kitchen 廚房	13A Single Socket Outlet for Coffee Machine 咖啡機13安培單位電插座	1	1	-	1	1	-	1	-	1	-
	13A Single Socket Outlet 13安培單位電插座	1	1	1	1	1	1	1	1	1	1
	Instantaneous Electric Water Heater Switch 即熱式電熱水爐開關掣	1	1	1	1	1	1	1	1	1	1
	Power Supply Point for Instantaneous Electric Water Heater 即熱式電熱水爐供電位	1	1	1	1	1	1	1	1	1	1
	13A Twin Socket Outlet 13安培雙位電插座	4	3	2	4	3	2	4	2	4	2
	Power Supply Point for Exhaust Fan 抽氣扇供電位	1	1	1	1	1	1	1	1	1	1
	Central Controller for VRV Unit 可變冷媒流量空調機中央控制器	1	1	-	1	1	-	1	-	1	-

The Vendor undertakes that if lifts or appliances of the specified brand name or model number are not installed in the Development, lifts or appliances of comparable quality will be installed.

Notes:

1. The symbol “-” as shown in the above table denotes “Not provided” or “Not applicable”.
2. “1, 2, ……” denotes the quantity of such provision(s) provided in the residential unit.
3. The quantity of the lighting switch shown in the schedule denotes the quantity of switch button(s).
4. 4/F, 13/F and 14/F are omitted.

賣方承諾如發展項目中沒有安裝指明的品牌名稱或產品型號的升降機或設備，便會安裝品質相若的升降機或設備。

備註：

1. 上表「-」代表不提供或不適用。
2. 「1, 2, ……」表示提供於該住宅單位內的裝置數量。
3. 說明表所顯示的燈掣數量是表示燈掣按鈕的數量。
4. 不設 4 樓、13 樓及 14 樓。

FITTINGS, FINISHES AND APPLIANCES
裝置、裝修物料及設備

Schedule of Mechanical & Electrical Provisions of Residential Units 住宅單位機電裝置數量說明表
Tower 3 第3座

Location 位置	Description 描述	1/F 1樓			2/F-3/F, 5/F-12/F, 15/F-21/F 2樓-3樓、5樓-12樓、 15樓-21樓			22/F 22樓		23/F 23樓	
		A	B	C	A	B	C	A	C	A	C
Kitchen 廚房	13A Single Socket Outlet for Gas Cooking Hob 氣體煮食爐13安培單位電插座	2	2	1	2	2	1	2	1	2	1
	Switch for Induction Hob 電磁爐開關掣	1	1	1	1	1	1	1	1	1	1
	Connection Unit for Induction Hob 電磁爐接線座	1	1	1	1	1	1	1	1	1	1
	13A Single Socket Outlet for Steamer 蒸爐13安培單位電插座	1	1	-	1	1	-	1	-	1	-
	13A Single Socket for Telecom Equipment 電訊設備13安培單位電插座	1	1	1	1	1	1	1	1	1	1
	Washer Connection Point (Water Inlet & Outlet) 洗衣機接駁點（來去水位）	1	1	1	1	1	1	-	1	-	1
	Dishwasher Connection Point (Water Inlet & Outlet) 洗碗碟機接駁點（來去水位）	1	1	-	1	1	-	1	-	1	-
	Miniature Circuit Breakers Board 總電掣箱	-	-	1	-	-	1	-	1	-	1
	Lighting Switch 燈掣	-	-	-	-	-	-	2	-	2	-
	Lighting Point 燈位	8	7	3	8	7	3	6	3	6	3
	Switch for Telecom Equipment 電訊設備開關掣	1	1	1	1	1	1	1	1	1	1
	13A Single Socket Outlet for Plate Warmer 暖碟抽屜13安培單位電插座	1	1	-	1	1	-	1	-	1	-
	13A Single Socket Outlet for Cooker Hood 抽油煙機13安培單位電插座	1	1	1	1	1	1	1	1	1	1
	13A Single Socket Outlet for Microwave Oven 微波燒烤爐13安培單位電插座	1	1	1	1	1	1	1	1	1	1
	13A Single Socket Outlet for Dishwasher 洗碟機13安培單位電插座	1	1	-	1	1	-	1	-	1	-
	13A Single Socket Outlet for Wine Cellar 酒櫃13安培單位電插座	1	1	-	1	1	-	1	-	1	-
	Switch for Electric Oven 電焗爐開關掣	1	1	-	1	1	-	1	-	1	-
	Connection Unit for Electric Oven 電焗爐接線座	1	1	-	1	1	-	1	-	1	-
	Connection Unit for Combi Oven with Steam 蒸焗爐接線座	-	-	1	-	-	1	-	1	-	1
	Switch for Combi Oven with Steam 蒸焗爐開關掣	-	-	1	-	-	1	-	1	-	1
	13A Single Socket Outlet For Refrigerator 雪櫃13安培單位電插座	1	1	1	1	1	1	1	1	1	1
	Connection Unit 接線座	1	1	1	1	1	1	1	1	1	1
	13A Single Socket for Washer 洗衣機13安培單位插座	1	1	-	1	1	-	-	-	-	-
	13A Single Socket Dryer 乾衣機13安培單位插座	1	1	-	1	1	-	-	-	-	-
	13A Single Socket for Washer & Dryer 洗乾衣機13安培單位插座	-	-	1	-	-	1	-	1	-	1
	Door Bell 門鈴	1	1	1	1	1	1	1	1	1	1
	Connection Unit for Indoor A/C Unit 室內冷氣機接線座	1	1	1	1	1	1	1	1	1	1

The Vendor undertakes that if lifts or appliances of the specified brand name or model number are not installed in the Development, lifts or appliances of comparable quality will be installed.

Notes:

1. The symbol “-” as shown in the above table denotes “Not provided” or “Not applicable”.
2. “1, 2, ……” denotes the quantity of such provision(s) provided in the residential unit.
3. The quantity of the lighting switch shown in the schedule denotes the quantity of switch button(s).
4. 4/F, 13/F and 14/F are omitted.

賣方承諾如發展項目中沒有安裝指明的品牌名稱或產品型號的升降機或設備，便會安裝品質相若的升降機或設備。

備註：

1. 上表「-」代表不提供或不適用。
2. 「1, 2, ……」表示提供於該住宅單位內的裝置數量。
3. 說明表所顯示的燈掣數量是表示燈掣按鈕的數量。
4. 不設 4 樓、13 樓及 14 樓。

FITTINGS, FINISHES AND APPLIANCES
裝置、裝修物料及設備

Schedule of Mechanical & Electrical Provisions of Residential Units 住宅單位機電裝置數量說明表
Tower 3 第3座

Location 位置	Description 描述	1/F 1樓			2/F-3/F, 5/F-12/F, 15/F-21/F 2樓-3樓、5樓-12樓、 15樓-21樓			22/F 22樓		23/F 23樓	
		A	B	C	A	B	C	A	C	A	C
Store Room 儲物房	Thermo Ventilator Switch 浴室寶開關掣	1	1	-	1	1	-	-	-	-	-
	Lighting Switch 燈掣	2	2	-	2	2	-	-	-	-	-
	Lighting Point 燈位	1	1	-	1	1	-	-	-	-	-
	Instantaneous Electric Water Heater Switch 即熱式電熱水爐開關掣	1	1	-	1	1	-	-	-	-	-
	13A Single Socket Outlet 13安培單位電插座	1	1	-	1	1	-	-	-	-	-
	Miniature Circuit Breakers Board 總電掣箱	1	1	-	1	1	-	-	-	-	-
	Switch for Inddor A/C Unit 室內冷氣機開關掣	1	1	-	1	1	-	-	-	-	-
Toilet inside Store Room 儲物房內的洗手間	Power Supply Point for Thermo Ventilator 浴室寶供電位	1	1	-	1	1	-	-	-	-	-
	Power Supply Point for Instantaneous Electric Water Heater 即熱式電熱水爐供電位	1	1	-	1	1	-	-	-	-	-
	Lighting Point 燈位	1	1	-	1	1	-	-	-	-	-
Balcony 露台	Lighting Point 燈位	3	3	2	3	3	2	6	2	6	2
	13A Weatherproof Single Socket Outlet 13安培防水單位電插座	2	2	1	2	2	1	3	1	3	1
Utility Platform 工作平台	Lighting Point 燈位	1	1	1	1	1	1	-	1	-	1
Flat Roof 平台	Lighting Point 燈位	8	6	9	-	-	-	6	-	-	-
	13A Weatherproof Single Socket Outlet 13安培防水單位電插座	2	3	3	-	-	-	3	-	-	-
	Lighting Switch 燈掣	-	-	-	-	-	-	-	-	-	-
Utility Room 工作間	Lighting Point 燈位	-	-	-	-	-	-	4	-	4	-
	13A Single Socket Outlet 13安培單位電插座	-	-	-	-	-	-	2	-	2	-
	Lighting Switch 燈掣	-	-	-	-	-	-	4	-	4	-
	Miniature Circuit Breakers Board 總電掣箱	-	-	-	-	-	-	1	-	1	-
	Instantaneous Electric Water Heater Switch for Bathroom inside Utility Room 工作間內的浴室即熱式電熱水爐開關掣	-	-	-	-	-	-	1	-	1	-
	Lighting Switch for Bathroom inside Utility Room 工作間內的浴室燈掣	-	-	-	-	-	-	1	-	1	-
	Exhaust Fan Switch for Bathroom inside Utility Room 工作間內的浴室抽氣扇開關掣	-	-	-	-	-	-	1	-	1	-
	Thermo Ventilator Switch 浴室寶開關掣	-	-	-	-	-	-	1	-	1	-
	13A Single Socket for Washer 洗衣機13安培單位插座	-	-	-	-	-	-	1	-	1	-
	13A Single Socket for Dryer 乾衣機13安培單位插座	-	-	-	-	-	-	1	-	1	-
	Washer Connection Point (Water Inlet & Outlet) 洗衣機接駁點（來去水位）	-	-	-	-	-	-	1	-	1	-
	Switch for A/C Unit 冷氣開關掣	-	-	-	-	-	-	1	-	1	-

The Vendor undertakes that if lifts or appliances of the specified brand name or model number are not installed in the Development, lifts or appliances of comparable quality will be installed.

Notes:

1. The symbol “-” as shown in the above table denotes “Not provided” or “Not applicable”.
2. “1, 2, ……” denotes the quantity of such provision(s) provided in the residential unit.
3. The quantity of the lighting switch shown in the schedule denotes the quantity of switch button(s).
4. 4/F, 13/F and 14/F are omitted.

賣方承諾如發展項目中沒有安裝指明的品牌名稱或產品型號的升降機或設備，便會安裝品質相若的升降機或設備。

備註：

1. 上表「-」代表不提供或不適用。
2. 「1, 2, ……」表示提供於該住宅單位內的裝置數量。
3. 說明表所顯示的燈掣數量是表示燈掣按鈕的數量。
4. 不設 4 樓、13 樓及 14 樓。

FITTINGS, FINISHES AND APPLIANCES
裝置、裝修物料及設備

Schedule of Mechanical & Electrical Provisions of Residential Units 住宅單位機電裝置數量說明表
Tower 3 第3座

Location 位置	Description 描述	1/F 1樓			2/F-3/F, 5/F-12/F, 15/F-21/F 2樓-3樓、5樓-12樓、 15樓-21樓			22/F 22樓		23/F 23樓	
		A	B	C	A	B	C	A	C	A	C
Toilet 洗手間	13A Single Socket Outlet (with USB Port) 13安培單位電插座（附有USB接口）	-	-	-	-	-	-	1	-	1	-
	Connection Unit 接線座	-	-	-	-	-	-	2	-	2	-
	Power Supply Point for Exhaust Fan 抽氣扇供電位	-	-	-	-	-	-	1	-	1	-
	Power Supply Point for Thermo Ventilator 浴室寶供電位	-	-	-	-	-	-	1	-	1	-
	Lighting Point 燈位	-	-	-	-	-	-	3	-	3	-
	Instantaneous Electric Water Heater Switch 即熱式電熱水爐開關掣	-	-	-	-	-	-	1	-	1	-
	Power Supply Point for Instantaneous Electric Water Heater 即熱式電熱水爐供電位	-	-	-	-	-	-	1	-	1	-
Bathroom inside Utility Room 工作間內的浴室	Power Supply Point for Exhaust Fan 抽氣扇供電位	-	-	-	-	-	-	1	-	1	-
	Power Supply Point for Thermo Ventilator 浴室寶供電位	-	-	-	-	-	-	1	-	1	-
	Lighting Point 燈位	-	-	-	-	-	-	2	-	2	-
	Power Supply Point for Instantaneous Electric Water Heater 即熱式電熱水爐供電位	-	-	-	-	-	-	1	-	1	-
Roof 天台	Lighting Point 燈位	-	-	-	-	-	-	-	-	43	-
	Lighting Switch 燈掣	-	-	-	-	-	-	-	-	3	-
	13A Weatherproof Single Socket Outlet 13安培防水單位電插座	-	-	-	-	-	-	-	-	5	-

The Vendor undertakes that if lifts or appliances of the specified brand name or model number are not installed in the Development, lifts or appliances of comparable quality will be installed.

Notes:

1. The symbol “-” as shown in the above table denotes “Not provided” or “Not applicable”.
2. “1, 2,” denotes the quantity of such provision(s) provided in the residential unit.
3. The quantity of the lighting switch shown in the schedule denotes the quantity of switch button(s).
4. 4/F, 13/F and 14/F are omitted.

賣方承諾如發展項目中沒有安裝指明的品牌名稱或產品型號的升降機或設備，便會安裝品質相若的升降機或設備。

備註：

1. 上表「-」代表不提供或不適用。
2. 「1, 2,」表示提供於該住宅單位內的裝置數量。
3. 說明表所顯示的燈掣數量是表示燈掣按鈕的數量。
4. 不設 4 樓、13 樓及 14 樓。

SERVICE AGREEMENTS
服 務 協 議

Potable and flushing water is supplied by Water Supplies Department.
Electricity is supplied by CLP Power Hong Kong Limited.
Towngas is supplied by The Hong Kong and China Gas Company Limited.

食水及沖廁水由水務署供應。
電力由中華電力有限公司供應。
煤氣由香港中華煤氣有限公司供應。

GOVERNMENT RENT
地 稅

The Owner is liable for the government rent of the residential property up to and including the date of completion of the sale and purchase of that residential property.

擁有人有法律責任繳付住宅物業直至該住宅物業買賣完成日（包括該日）為止之地稅。

MISCELLANEOUS PAYMENTS BY PURCHASER

買方的雜項付款

1. On the delivery of the vacant possession of the specified residential property to the purchaser, the purchaser is liable to reimburse the Owner for the deposits for water, electricity and gas.
2. On that delivery, the purchaser is not liable to pay to the Owner a debris removal fee.

Note: On that delivery, the purchaser is liable to pay a debris removal fee to the manager (not the Owner) under the deed of mutual covenant, and where the Owner has paid that debris removal fee, the purchaser shall reimburse the Owner for the same.

1. 在向買方交付指明住宅物業在空置情況下的管有權時，買方須負責向擁有人補還水、電力及氣體的按金。
2. 在交付時，買方不須向擁有人支付清理廢料的費用。

備註：在交付時，買方須根據公契向發展項目的管理人（而非擁有人）支付清理廢料的費用，而如擁有人已支付清理廢料的費用，買方須向擁有人補還清理廢料的費用。

DEFECT LIABILITY WARRANTY PERIOD

欠妥之處的保養責任期

The Vendor shall, at its own cost and as soon as reasonably practicable after receipt of a written notice served by the purchaser within 6 months after the date of completion of the sale and purchase of the residential property, remedy any defects to that property, or the fittings, finishes or appliances incorporated into the property as set out in the agreement for sale and purchase concerned, caused otherwise than by the act or neglect of the purchaser.

凡物業或於買賣合約列出裝設於物業內的裝置、裝修物料或設備有欠妥之處，而該欠妥之處並非由買方行為或疏忽造成，則賣方在接獲買方在買賣成交日期後的6個月內送達的書面通知後，須於合理地切實可行的範圍內盡快自費作出補救。

MAINTENANCE OF SLOPES

斜坡維修

1. The Land Grant requires the owners of the residential properties in the Development to maintain slope at their own cost.
 2. The terms of the requirement, as stipulated in Condition No.(28) of the third schedule to the Consent Letter, are as follows:-
 - “(a) Where there is or has been any cutting away, removal or setting back of any land, or any building up or filling-in or any slope treatment works of any kind whatsoever, whether with or without the prior written consent of the Director, either within the Site or on any Government land, which is or was done for the purpose of or in connection with the formation, levelling or redevelopment of the Site or any part thereof or any other works required to be done by you under the terms and conditions herein contained or under the covenants and conditions contained in the Leases, or for any other purpose, you shall at your own expense carry out and construct such slope treatment works, retaining walls or other support, protection, drainage or ancillary or other works as shall or may then or at any time thereafter be necessary to protect and support such land within the Site and also any adjacent or adjoining Government or leased land and to obviate and prevent any falling away, landslide or subsidence occurring thereafter. You shall at all times during the term granted under the Leases maintain at your own expense the said land, slope treatment works, retaining walls or other support, protection, drainage or ancillary or other works in good and substantial repair and condition to the satisfaction of the Director.
 - (b) Nothing in sub-clause (a) of this Condition shall prejudice the Government’s rights under the terms and conditions herein contained, in particular Condition No. (27) hereof, or under the covenants and conditions contained in the Leases.
 - (c) In the event that as a result of or arising out of any formation, levelling, redevelopment or other works done by you or owing to any other reason, any falling away, landslide or subsidence occurs at any time, whether in or from any land, within the Site or from any adjacent or adjoining Government or leased land, you shall at your own expense reinstate and make good the same to the satisfaction of the Director and shall indemnify the Government, its agents and contractors from and against all costs, charges, damages, demands and claims whatsoever which shall or may be made, suffered or incurred through or by reason of such falling away, landslide or subsidence.
 - (d) In addition to any other rights or remedies herein provided for breach of any of the terms and conditions herein contained and of any covenants and conditions contained in the Leases, the Director shall be entitled by notice in writing to call upon you to carry out, construct and maintain the said land, slope treatment works, retaining walls, or other support, protection, and drainage or ancillary or other works or to reinstate and make good any falling away, landslide or subsidence, and if you shall neglect or fail to comply with the notice to the satisfaction of the Director within the period specified therein, the Director may forthwith execute and carry out any necessary works and you shall on demand repay to the Government the cost thereof, together with any administrative or professional fees and charges.”
 3. Each of the owners is obliged to contribute towards the costs of the maintenance work.
 4. Under the deed of mutual covenant, the Manager of the Development has the owners’ authority to carry out the maintenance work.
 5. The plan showing the slopes, slope treatment works, retaining walls and other structures (if any) within or outside the land on which the Development is situated as required by the Land Grant to be maintained by the owners is set out below.
1. 「批地文件」規定發展項目中的住宅物業的業主須自費維修斜坡。
 2. 該規定的條款於同意書第三附表的第(28)號條件規定如下：
 - 「(a) 如果存在或已經有任何土地被分割、清除或退讓，或存在或已經有任何堆積或堆填或任何類型的斜坡處理工程，不論有否經署長事先書面同意，亦不論是在場地內或任何政府土地內，旨在或關於構建、平整或重新發展場地或其任何部分，或貴方按本文件所載條款及條件或租契所載契諾及條件而須進行的任何其他工程，或作任何其他用途，貴方須自費進行與建設為了保護與承托場地內該土地和任何毗連或毗鄰政府土地或已出租土地，以及為了避免與防止其後發生任何塌方、山泥傾瀉或地陷而屬於或其後任何時間可能成為必要的斜坡處理工程、護土牆或其他承托物、保護物、排水或輔助工程或其他工程。在租契下授予的期限內的一切時候，貴方須自費保養該土地、斜坡處理工程、護土牆或其他承托物、保護物、排水或輔助工程或其他工程處於修葺良好堅固和狀況良好的狀態，以達至署長滿意程度。
 - (b) 本條件 (a) 款的任何規定無損於政府在本文件所載條款及條件下的權利，尤其是本文件第 (27) 號條件或租契所載契諾及條件下的權利。
 - (c) 若因任何構建、平整、重新發展或因貴方進行的其他工程或任何其他原因而在任何時候導致或引起任何塌方、山泥傾瀉或地陷，不論發生在或來自場地內的任何土地或任何毗連或毗鄰政府土地或已出租土地，貴方須自費作出補救及使之恢復原狀以達至署長滿意程度，並對上述塌方、山泥傾瀉或地陷造成政府和其代理人及承辦商承受、遭受或產生一切費用、收費、損害賠償、要求及索償作出彌償。
 - (d) 除了本文件所載任何條款及條件和租契所載任何契諾及條件遭違反因而有的在本文件中規定的任何其他權利或補救方法外，署長還有權發出書面通知要求貴方進行、修建及保養該土地、斜坡處理工程、護土牆或其他承托物、保護物及排水或輔助工程或其他工程，或將任何塌方、山泥傾瀉或地陷情況恢復原狀及作出補救。如貴方忽略或未能在該通知指定的期間內遵從該通知的要求以達至署長滿意程度，署長可立即執行與進行任何必要工程，而貴方須在被要求時補償政府因此產生的費用連同任何行政費與專業費用及收費。」
 3. 每名業主均須分擔維修工程的費用。
 4. 根據公契，發展項目的經理人獲業主授權進行維修工程。
 5. 以下顯示「批地文件」要求業主維修發展項目所在的土地之內或之外的一切斜坡、斜坡護土工程、護土牆或其他構築物（如有）的圖則。

MAINTENANCE OF SLOPES

斜坡維修



LEGENDS 圖例

R Slopes and Retaining Walls
斜坡和護土牆

—— ——— Boundary of the Development
發展項目的界線

Scale : 0米/M 20米/M
比例 :

MODIFICATION

修訂

No application to the Government for a modification of the land grant for the Development is underway.

發展項目現時並沒有向政府提出申請修訂批地文件。

RELEVANT INFORMATION 有關資料

1. Noise Mitigation Measures

- (a) Noise Mitigation Measures (as defined in the DMC) will be provided in or installed at the Development. Please refer to the "Noise Mitigation Measures Schedule" at the end of this section for further details and locations of the Noise Mitigation Measures. Prospective purchasers are requested to note the impact (if any) of the Noise Mitigation Measures on the views of individual units.
- (b) Clause 45 of the third schedule to the DMC provides that:

"No Owner shall alter, interfere with or remove, or permit or be suffered to be altered, interfered with or removed the relevant part or parts of the Noise Mitigation Measures which form part of his Residential Unit except in accordance with the Building Plans. Each Owner shall at his own costs and expenses employ contractors nominated by the Manager to carry out repair, maintenance, replacement or reinstatement of the Noise Mitigation Measures which form part of his Residential Unit."

2. Operation of Building Management Units

Under the DMC, the Manager, its employees, agents or contractors shall have the right at all times to extend, maintain, operate, move and have access to, over and into or partly into the portion of airspace above the roof or flat roof or the parapet walls of the roof or flat roof as may be determined by the Manager, its employees, agents or contractors, a tracked telescopic jib gondola or any jib, davit arm, other equipment or device of management (collectively, the **"building management units"** which expression shall include all jibs, brackets, hinges, posts or other related equipment) to service, cleanse, enhance, maintain, repair, renovate, decorate, improve or replace any part of any exterior of the Development, and to remain temporarily over or on the said airspace for such period as may be necessary for the purpose of inspecting, rebuilding, repairing, renewing, maintaining, cleaning, painting or decorating all or any part of the Residential Accommodation.

3. Floodlights at outdoor area

Floodlights will be provided for lighting of the outdoor swimming pool of the Development in the evening or when necessary. For the location of the outdoor swimming pool, please refer to the "Layout Plan of the Development" section of this Sales Brochure.

4. Trees

There are trees within the Development in the common landscape areas near Tower 2 and Tower 3 that may be adjacent to some residential units (including the balconies thereof). The trees may affect the enjoyment of the relevant residential units in terms of heat, sunlight or other aspects and may affect the view of the relevant residential units. The trees (in different specie or height) may be replanted when necessary.

5. Adjoining Site Spaces and Facilities and Rights to Adjoining Site Owner

- (a) Kowloon Inland Lot No. 6005 (the **"Adjoining Site"**) is located adjacent to the Development. CLP Property Investment Limited is the registered owner of the Adjoining Site (the **"Adjoining Site Owner"**). The Adjoining Site Owner, in its capacity as the registered owner of the Adjoining Site, will be one of the parties to the DMC.
- (b) Pursuant to the Condition Nos. (17), (18) and (19) of the Land Grant, certain spaces and facilities shall be provided in the Development for the use or enjoyment by or benefit of the Adjoining Site. Please refer to "Summary of Land Grant" of this Sales Brochure for more details.

- (c) The Adjoining Site Spaces and Facilities (as defined under the DMC) form part of the Development.

- (d) Under clause 3A.1 of the DMC, the owner of the Adjoining Site Spaces and Facilities shall have the right to (i) use and enjoy the Adjoining Site Spaces and Facilities for the purpose of serving the Adjoining Site exclusively and (ii) park motor vehicles and light bus belonging to the Adjoining Site Owner and its bona fide guests, visitors or invitees of and to the Adjoining Site at the Adjoining Site Parking Spaces (as defined in the DMC).

- (e) Under clause 2A.2 of the DMC, all owners of the Development grant to the Adjoining Site Owner and its bona fide guests, visitors or invitees to the Adjoining Site the right to go pass and repass over and along the Development Common Areas and Facilities (as defined under the DMC), without payment of any fees, costs or charges, for all purposes connected with the proper use and enjoyment of the Adjoining Site Spaces and Facilities and for the purpose of emergency escape through the Development.

- (f) Under clause 2A.3 of the DMC, all owners of the Development grant to the Adjoining Site Owner the right to have free and uninterrupted passage and running of water, sewage, gas, electricity, ventilation, telephone and various other services and facilities through the sewers, drains, pipes, wires, cables and any other conducting media which now are or may at any time be on, in, under or passing through the Lots and the Development or any part or parts thereof, without payment of any fees, costs or charges provided that the Adjoining Site Owner shall at its own expense maintain and repair the aforesaid facilities and services and make good or be responsible for all costs of making good any damage caused to the Development as a result of exercise of right herein contained and/or carrying out the maintenance and repair of the aforesaid facilities and services. For the purposes of carrying out the maintenance and repair of the aforesaid facilities and services, the Adjoining Site Owner shall have the right to enter with or without workmen, contractors and others and with or without equipment and apparatus at all reasonable times into the Common Areas and Facilities (as defined under the DMC) or any parts thereof provided that the Adjoining Site Owner shall make good any damage caused thereby at its own costs and expense.

6. Air-conditioning outdoor units on the roof of adjacent building on the Adjoining Site

Some air-conditioning outdoor units are placed on the roof of an adjacent building on the Adjoining Site. The placement of such air-conditioning outdoor units may affect the enjoyment of some of the residential units in Tower 1 in terms of view, heat, noise or other aspects.

RELEVANT INFORMATION 有關資料

1. 噪音緩解措施

- (a) 噪音緩解措施（定義見公契）將於發展項目內提供或安裝。有關噪音緩解措施的進一步詳情及位置，請參閱本節的噪音緩解措施列表。準買家須留意噪音緩解措施對個別單位景觀的影響（如有）。

- (b) 公契第三附表第45條規定：

「除非根據建築圖則的規定進行，否則業主不得改變、干擾或移走或准許或容許改變、干擾或移走構成其住宅單位一部分的噪音緩解措施相關部分。每名業主須自費僱用經理人指定的承辦商對構成其住宅單位一部分的噪音緩解措施進行維修、保養、更換或修復。」

2. 建築物管理組件的運作

根據公契，經理人、其僱員、代理或承辦商有權在任何時候將履帶式伸縮吊臂吊船或任何吊臂、吊船吊臂、其他設備或管理裝置（統稱「建築物管理組件」，該詞包括所有吊臂、托架、鉸鏈、立柱或其他相關設備）在經理人、其僱員、代理或承辦商決定的天台或平台或天台或平台的護牆上空部分伸展、保養、運作、移動和接近及進入或局部進入該上空，藉以服務、清潔、加強、保養、維修、翻新、裝飾、改善或更換發展項目外部任何部分，以及臨時停留在該上空一段必要期間以便對住宅樓宇的全部或任何部分進行檢查、重建、維修、翻新、保養、清潔、油漆或裝飾。

3. 室外地方之泛光燈

發展項目之室外游泳池會裝設泛光燈以供發展項目室外游泳池在晚間或有需要時的照明。有關室外游泳池的位置，請參閱本售樓說明書「發展項目的布局圖」一節。

4. 樹木

發展項目內第2座及第3座附近的公用綠化帶種有的樹木可能鄰近某些住宅單位（包括其露台）。樹木可能對有關的住宅單位的享用造成影響（例如熱力、陽光或其他方面），並可能影響有關住宅單位的景觀。有需要時，樹木可能會（以不同的品種或高度）重新種植。

5. 毗鄰地段空間與設施及毗鄰地段業主的權利

- (a) 九龍內地段6005號（「毗鄰地段」）位於發展項目毗鄰。中電地產投資有限公司是毗鄰地段的註冊業主（「毗鄰地段業主」）。毗鄰地段業主將會以毗鄰地段註冊業主的身份成為公契其中一方。
- (b) 根據批地文件第(17)、(18)及(19)號條件，須於發展項目內提供若干空間和設施以供毗鄰地段使用或享用或受益。有關進一步詳情，請參閱本售樓說明書「批地文件的摘要」一節。
- (c) 毗鄰地段空間與設施（定義見公契）構成發展項目一部分。
- (d) 根據公契第3A.1條，毗鄰地段空間與設施的業主有權 (i) 為了專門服務毗鄰地段，使用及享用毗鄰地段空間與設施，及 (ii) 在毗鄰地段停車位（定義見公契）停泊屬於毗鄰地段業主及其前往毗鄰地段的真正客人、訪客或受邀人的車輛及小巴。

- (e) 根據公契第2A.2條，為了適當地使用及享用毗鄰地段空間與設施的所有相關目的，以及為了通過發展項目緊急逃生之目的，發展項目所有業主以不收取任何費用、成本或收費的形式向毗鄰地段業主及其前往毗鄰地段的真正客人、訪客或受邀人授予前往、往復經過及途經發展項目公用地方及設施（定義見公契）的權利。

- (f) 根據公契第2A.3條，發展項目所有業主以不收取任何費用、成本或收費的形式向毗鄰地段業主授予一項權利，讓水、污水、氣體、電力、通風、電話及其他各類服務及設施經由現時或此後任何時候位於該等地段及發展項目或其任何部分之內、地下或穿越該等地段及發展項目或其任何部分的污水渠、排水渠、喉管、電線、電纜及任何其他導體，可自由及不受干擾地通過，但前提是毗鄰地段業主須自費保養和維修上述設施及服務，以及對發展項目因行使本條所載的權利及/或保養和維修上述設施及服務而造成的任何損壞進行修復或承擔修復的一切費用。為了保養和維修上述設施及服務，毗鄰地段業主有權於所有合理時間在有或無工人、承辦商和其他人士陪同及攜帶或不攜帶設備及器具的情況下進入公用地方及設施（定義見公契）或其任何部分，但前提是毗鄰地段業主須自費就因此造成的任何損壞進行修復。

6. 毗鄰地段的相鄰建築物天台放置室外冷氣機

毗鄰地段的相鄰建築物天台上放置若干室外冷氣機。室外冷氣機的放置可能對第一座某些住宅單位的享用在景觀、熱力、噪音或其他方面造成影響。

RELEVANT INFORMATION
有關資料

Noise Mitigation Measures Schedule
噪音緩解措施列表

Tower	Floor	Flat	Proposed Mitigation Measures	座	樓層	單位	噪音緩解措施
-		-	Solid Glass Balustrade at 1/F Flat Roof	-		-	一樓平台設有密封玻璃圍欄
1	1/F	A	Acoustic Window (Baffle Type) at Master Ensuite	1	1樓	A	主人套房設有減音窗（擋音式）
			Maintenance Window at Master Ensuite				主人套房設有維修窗
			Baffle Type Acoustic Door with Sound Absorption Material at ceiling at Ensuite				套房設有擋音式減音門連減音天花
			Fixed Glazing at Ensuite				套房設有隔音玻璃
			Maintenance Window at Ensuite				套房設有維修窗
		B	Maintenance Window at Ensuite			B	套房設有維修窗
		C	Acoustic Window (Baffle Type) at Master Bedroom 1			C	主人睡房1設有減音窗（擋音式）
			Maintenance Window at Master Bedroom 1				主人睡房1設有維修窗
			Door with Self-closing Mechanism at Master Bedroom 1				主人睡房1設有自動關閉門裝置
			Vertical Acoustic Fin with Sound Absorption Material located at Master Bedroom 1				主人睡房1外設有垂直減音鰭片連吸音物料
			Fixed Glazing with Maintenance Window at Master Bedroom 1				主人睡房1設有隔音玻璃連維修窗
			Baffle Type Acoustic Door and Acoustic Balcony at Living Room				客廳設有擋音式減音門及減音露台
			Fixed Glazing at Living Room				客廳設有隔音玻璃
			Vertical Acoustic Fin with Sound Absorption Material located at Living Room				客廳外設有垂直減音鰭片連吸音物料
			Vertical Acoustic Fin located at Bedroom 2				睡房2外設有垂直減音鰭片
			Maintenance Window at Bedroom 2				睡房2設有維修窗
		B	Maintenance Window at Ensuite			B	套房設有維修窗
		C	Acoustic Window (Baffle Type) at Master Bedroom 1	2	1樓	C	主人睡房1設有減音窗（擋音式）
			Maintenance Window at Master Bedroom 1				主人睡房1設有維修窗
			Fixed Glazing with Maintenance Window at Master Bedroom 1				主人睡房1設有隔音玻璃連維修窗
			Vertical Acoustic Fin with Sound Absorption Material located at Master Bedroom 1				主人睡房1外設有垂直減音鰭片連吸音物料
			Door with Self-closing Mechanism at Master Bedroom 1				主人睡房1設有自動關閉門裝置
			Baffle Type Acoustic Door and Acoustic Balcony at Living Room				客廳設有擋音式減音門及減音露台
			Fixed Glazing at Living Room				客廳設有隔音玻璃
			Vertical Acoustic Fin with Sound Absorption Material located at Living Room				客廳外設有垂直減音鰭片連吸音物料
			Maintenance Window at Bedroom 2				睡房2設有維修窗
			Vertical Acoustic Fin located at Bedroom 2				睡房2外設有垂直減音鰭片
2	1/F	C	Maintenance Window at Ensuite	2	1樓	C	主人睡房1設有減音窗（擋音式）
			Acoustic Window (Baffle Type) at Master Bedroom 1				主人睡房1設有維修窗
			Maintenance Window at Master Bedroom 1				主人睡房1設有隔音玻璃連維修窗
			Fixed Glazing with Maintenance Window at Master Bedroom 1				主人睡房1外設有垂直減音鰭片連吸音物料
			Vertical Acoustic Fin with Sound Absorption Material located at Master Bedroom 1				主人睡房1設有自動關閉門裝置
			Door with Self-closing Mechanism at Master Bedroom 1				客廳設有擋音式減音門及減音露台
			Baffle Type Acoustic Door and Acoustic Balcony at Living Room				客廳設有隔音玻璃
			Fixed Glazing at Living Room				客廳外設有垂直減音鰭片連吸音物料
			Vertical Acoustic Fin with Sound Absorption Material located at Living Room				睡房2設有維修窗
			Maintenance Window at Bedroom 2				睡房2外設有垂直減音鰭片
		A	Acoustic Window (Baffle Type) at Master Ensuite	3	1樓	A	主人套房設有減音窗（擋音式）
			Maintenance Window at Master Ensuite				主人套房設有維修窗
			Acoustic Window (Baffle Type) at Living Room and Dining Room				客廳及飯廳設有減音窗（擋音式）
			Acoustic Balcony at Living Room and Dining Room				客廳及飯廳設有減音露台
			Baffle Type Acoustic Door at Ensuite				套房設有擋音式減音門
			Fixed Glazing at Ensuite				套房設有隔音玻璃
		B	Acoustic Window (Baffle Type) at Master Ensuite			B	主人套房設有減音窗（擋音式）
			Acoustic Window (Baffle Type) at Living Room and Dining Room				客廳及飯廳設有減音窗（擋音式）
			Acoustic Balcony at Living Room and Dining Room				客廳及飯廳設有減音露台
			Maintenance Window at Ensuite				套房設有維修窗
		C	Door with Self-closing Mechanism at Master Bedroom 1			C	主人睡房1設有自動關閉門裝置
			Fixed Glazing with Maintenance Window at Master Bedroom 1				主人睡房1設有隔音玻璃連維修窗
			Vertical Acoustic Fin with Sound Absorption Material located at Master Bedroom 1				主人睡房1外設有垂直減音鰭片連吸音物料
			Vertical Acoustic Fin with Sound Absorption Material located at Living Room				客廳外設有垂直減音鰭片連吸音物料
			Vertical Acoustic Fin located at Bedroom 2				睡房2外設有減音鰭片
			Maintenance Window at Bedroom 2				睡房2設有維修窗

RELEVANT INFORMATION
有關資料

Noise Mitigation Measures Schedule
噪音緩解措施列表

Tower	Floor	Flat	Proposed Mitigation Measures	座	樓層	單位	噪音緩解措施
1	2/F–21/F	A	Acoustic Window (Baffle Type) at Master Ensuite	1	2樓-21樓	A	主人套房設有減音窗（擋音式）
			Maintenance Window at Master Ensuite				主人套房設有維修窗
			Acoustic Window (Baffle Type) at Bedroom 1				睡房1設有減音窗（擋音式）
			Maintenance Window at Bedroom 1				睡房1設有維修窗
			Acoustic Window (Baffle Type) at Bedroom 2				睡房2設有減音窗（擋音式）
			Maintenance Window at Bedroom 2				睡房2設有維修窗
			Baffle Type Acoustic Door with Sound Absorption Material at ceiling at Ensuite				套房設有擋音式減音門連減音天花
			Fixed Glazing at Ensuite				套房設有隔音玻璃
			Maintenance Window at Ensuite				套房設有維修窗
		B	Acoustic Window (Baffle Type) at Bedroom 1			B	睡房1設有減音窗（擋音式）
			Fixed Glazing with Maintenance Window at Bedroom 1				睡房1設有隔音玻璃連維修窗
			Baffle Type Acoustic Door at Ensuite				套房設有擋音式減音門
			Fixed Glazing at Ensuite				套房設有隔音玻璃
			Maintenance Window at Ensuite				套房設有維修窗
		C	Acoustic Window (Baffle Type) at Master Bedroom 1			C	主人睡房1設有減音窗（擋音式）
			Door with Self-closing Mechanism at Master Bedroom 1				主人睡房1設有自動關閉門裝置
			Fixed Glazing with Maintenance Window at Master Bedroom 1				主人睡房1設有隔音玻璃連維修窗
			Maintenance Window at Master Bedroom 1				主人睡房1設有維修窗
			Vertical Acoustic Fin with Sound Absorption Material located at Master Bedroom 1				主人睡房1外設有垂直減音鰭片連吸音物料
			Baffle Type Acoustic Door and Acoustic Balcony at Living Room				客廳設有擋音式減音門及減音露台
			Fixed Glazing at Living Room				客廳設有隔音玻璃
			Vertical Acoustic Fin with Sound Absorption Material located at Living Room				客廳外設有垂直減音鰭片連吸音物料
			Acoustic Window (Baffle Type) at Bedroom 2				睡房2設有減音窗（擋音式）
			Maintenance Window at Bedroom 2				睡房2設有維修窗
			Vertical Acoustic Fin located at Bedroom 2				睡房2外設有垂直減音鰭片
	3/F–21/F	A	Acoustic Window (Baffle Type) at Bedroom 1		3樓-21樓	A	睡房1設有減音窗（擋音式）
			Fixed Glazing with Maintenance Window at Bedroom 1				睡房1設有隔音玻璃連維修窗
			Baffle Type Acoustic Door at Ensuite				套房設有擋音式減音門
			Fixed Glazing at Ensuite				套房設有隔音玻璃
		B	Acoustic Window (Baffle Type) at Bedroom 1		3樓-21樓	B	睡房1設有減音窗（擋音式）
			Fixed Glazing with Maintenance Window at Bedroom 1				睡房1設有隔音玻璃連維修窗
			Baffle Type Acoustic Door at Ensuite				套房設有擋音式減音門
			Fixed Glazing at Ensuite				套房設有隔音玻璃
		C	Acoustic Window (Baffle Type) at Bedroom 1		2樓-21樓	C	主人睡房1設有減音窗（擋音式）
			Fixed Glazing with Maintenance Window at Bedroom 1				主人睡房1設有維修窗
			Baffle Type Acoustic Door at Ensuite				主人睡房1設有自動關閉門裝置
			Fixed Glazing at Ensuite				主人睡房1設有隔音玻璃連維修窗
2	2/F–21/F	C	Maintenance Window at Ensuite	2	2樓-21樓	C	主人睡房1外設有垂直減音鰭片連吸音物料
			Acoustic Window (Baffle Type) at Master Bedroom 1				客廳設有擋音式減音門及減音露台
			Maintenance Window at Master Bedroom 1				客廳外設有垂直減音鰭片連吸音物料
			Door with Self-closing Mechanism at Master Bedroom 1				客廳設有隔音玻璃
	3/F–21/F	B	Fixed Glazing with Maintenance Window at Master Bedroom 1			B	睡房2設有減音窗（擋音式）
			Vertical Acoustic Fin with Sound Absorption Material located at Master Bedroom 1				睡房2外設有垂直減音鰭片
			Baffle Type Acoustic Door and Acoustic Balcony at Living Room				睡房2設有維修窗
			Vertical Acoustic Fin with Sound Absorption Material located at Living Room				
		A	Fixed Glazing at Living Room			A	
			Acoustic Window (Baffle Type) at Bedroom 2				
			Vertical Acoustic Fin located at Bedroom 2				
			Maintenance Window at Bedroom 2				

RELEVANT INFORMATION

有關資料

Noise Mitigation Measures Schedule

噪音緩解措施列表

Tower	Floor	Flat	Proposed Mitigation Measures	
3	2/F-5/F	A	Acoustic Window (Baffle Type) at Living Room and Dining Room	
			Acoustic Balcony at Living Room and Dining Room	
			Acoustic Window (Baffle Type) at Master Ensuite	
	Maintenance Window at Master Ensuite			
	Acoustic Window (Baffle Type) at Bedroom 1			
	Maintenance Window at Bedroom 1			
	Acoustic Window (Baffle Type) at Bedroom 2			
	Maintenance Window at Bedroom 2			
	Baffle Type Acoustic Door at Ensuite			
	Fixed Glazing at Ensuite			
	3/F-21/F		B	Acoustic Window (Baffle Type) at Bedroom 1
				Fixed Glazing with Maintenance Window at Bedroom 1
				Baffle Type Acoustic Door at Ensuite
				Fixed Glazing at Ensuite
	2/F-21/F			Maintenance Window at Ensuite
	2/F-21/F	C	Acoustic Window (Baffle Type) at Master Bedroom 1	
			Maintenance Window at Master Bedroom 1	
			Door with Self-closing Mechanism at Master Bedroom 1	
			Vertical Acoustic Fin with Sound Absorption Material located at Master Bedroom 1	
			Fixed Glazing with Maintenance Window at Master Bedroom 1	
			Baffle Type Acoustic Door and Acoustic Balcony at Living Room	
			Fixed Glazing at Living Room	
			Vertical Acoustic Fin with Sound Absorption Material located at Living Room	
			Acoustic Window (Baffle Type) at Bedroom 2	
			Vertical Acoustic Fin located at Bedroom 2	
			Maintenance Window at Bedroom 2	

座	樓層	單位	噪音緩解措施
3	2樓-5樓	A	客廳及飯廳設有減音窗（擋音式）
			客廳及飯廳設有減音露台
			主人套房設有減音窗（擋音式）
	主人套房設有維修窗		
	睡房1設有減音窗（擋音式）		
	睡房1設有維修窗		
	睡房2設有減音窗（擋音式）		
	睡房2設有維修窗		
	套房設有擋音式減音門		
	套房設有隔音玻璃		
	3樓-21樓	B	睡房1設有減音窗（擋音式）
			睡房1設有隔音玻璃連維修窗
			套房設有擋音式減音門
	套房設有隔音玻璃		
	2樓-21樓		套房設有維修窗
	2樓-21樓	C	主人睡房1設有減音窗（擋音式）
			主人睡房1設有維修窗
			主人睡房1設有自動關閉門裝置
			主人睡房1外設有垂直減音鰭片連吸音物料
			主人睡房1設有隔音玻璃連維修窗
			客廳設有擋音式減音門及減音露台
			客廳設有隔音玻璃
			客廳外設有垂直減音鰭片連吸音物料
			睡房2設有減音窗（擋音式）
			睡房2外設有減音鰭片
			睡房2設有維修窗

RELEVANT INFORMATION
有關資料

Noise Mitigation Measures Schedule
噪音緩解措施列表

Tower	Floor	Flat	Proposed Mitigation Measures	座	樓層	單位	噪音緩解措施
1		A	Acoustic Window (Baffle Type) at Ensuite 3	1		A	套房3設有減音窗（擋音式）
			Solid Parapet Wall and Glass Balustrade at Flat Roof				平台設有實心矮牆及密封玻璃圍欄
		C	Acoustic Window (Baffle Type) at Master Bedroom 1				主人睡房1設有減音窗（擋音式）
			Door with Self-closing Mechanism at Master Bedroom 1				主人睡房1設有自動關閉門裝置
			Maintenance Window at Master Bedroom 1				主人睡房1設有維修窗
			Vertical Acoustic Fin with Sound Absorption Material located at Master Bedroom 1				主人睡房1外設有垂直減音鱗片連吸音物料
			Fixed Glazing with Maintenance Window at Master Bedroom 1				主人睡房1設有隔音玻璃連維修窗
			Baffle Type Acoustic Door and Acoustic Balcony at Living Room			C	客廳設有擋音式減音門及減音露台
			Vertical Acoustic Fin with Sound Absorption Material located at Living Room				客廳外設有垂直減音鱗片連吸音物料
			Fixed Glazing at Living Room				客廳設有隔音玻璃
			Acoustic Window (Baffle Type) at Bedroom 2				睡房2設有減音窗（擋音式）
			Vertical Acoustic Fin located at Bedroom 2				睡房2外設有垂直減音鱗片
			Maintenance Window at Bedroom 2				睡房2設有維修窗
		A	Acoustic Window (Baffle Type) at Bedroom 1			A	睡房1設有減音窗（擋音式）
			Fixed Glazing with Maintenance Window at Bedroom 1				睡房1設有隔音玻璃連維修窗
			Baffle Type Acoustic Door at Ensuite				套房設有擋音式減音門
			Fixed Glazing at Ensuite				套房設有隔音玻璃
			Acoustic Window (Baffle Type) at Bedroom 1			B	睡房1設有減音窗（擋音式）
			Fixed Glazing with Maintenance Window at Bedroom 1				睡房1設有隔音玻璃連維修窗
			Baffle Type Acoustic Door at Ensuite				套房設有擋音式減音門
			Fixed Glazing at Ensuite				套房設有隔音玻璃
2	22/F	B	Maintenance Window at Ensuite	2	22樓		套房設有維修窗
			Acoustic Window (Baffle Type) at Master Bedroom 1				主人睡房1設有減音窗（擋音式）
			Maintenance Window at Master Bedroom 1				主人睡房1設有維修窗
			Door with Self-closing Mechanism at Master Bedroom 1				主人睡房1設有自動關閉門裝置
		C	Fixed Glazing with Maintenance Window at Master Bedroom 1			C	主人睡房1設有隔音玻璃連維修窗
			Vertical Acoustic Fin with Sound Absorption Material located at Master Bedroom 1				主人睡房1外設有垂直減音鱗片連吸音物料
			Baffle Type Acoustic Door and Acoustic Balcony at Living Room				客廳設有擋音式減音門及減音露台
			Vertical Acoustic Fin with Sound Absorption Material located at Living Room				客廳外設有減音鱗片連吸音物料
			Fixed Glazing at Living Room				客廳設有隔音玻璃
			Acoustic Window (Baffle Type) at Bedroom 2				睡房2設有減音窗（擋音式）
			Vertical Acoustic Fin located at Bedroom 2				睡房2外設有垂直減音鱗片
			Maintenance Window at Bedroom 2				睡房2設有維修窗
		A	Acoustic Window (Baffle Type) at Bedroom 2			A	套房3設有減音窗（擋音式）
			Vertical Acoustic Fin located at Bedroom 2				主人睡房1設有減音窗（擋音式）
			Maintenance Window at Bedroom 2				主人睡房1設有維修窗
			Acoustic Window (Baffle Type) at Ensuite 3				主人睡房1設有自動關閉門裝置
			Acoustic Window (Baffle Type) at Master Bedroom 1				主人睡房1外設有垂直減音鱗片連吸音物料
			Maintenance Window at Master Bedroom 1				主人睡房1設有隔音玻璃連維修窗
			Door with Self-closing Mechanism at Master Bedroom 1			C	客廳設有擋音式減音門及減音露台
			Vertical Acoustic Fin with Sound Absorption Material located at Master Bedroom 1				客廳外設有垂直減音鱗片連吸音物料
			Fixed Glazing with Maintenance Window at Master Bedroom 1				客廳設有隔音玻璃
			Baffle Type Acoustic Door and Acoustic Balcony at Living Room				睡房2設有減音窗（擋音式）
			Vertical Acoustic Fin with Sound Absorption Material located at Living Room				睡房2外設有垂直減音鱗片
3		C	Fixed Glazing at Living Room	3			睡房2設有維修窗
			Acoustic Window (Baffle Type) at Bedroom 2				
			Vertical Acoustic Fin located at Bedroom 2				
			Maintenance Window at Bedroom 2				

RELEVANT INFORMATION
有關資料

Noise Mitigation Measures Schedule
噪音緩解措施列表

Tower	Floor	Flat	Proposed Mitigation Measures	座	樓層	單位	噪音緩解措施
1		A	Acoustic Window (Baffle Type) at Ensuite 3	1		A	套房3設有減音窗（擋音式）
			Acoustic Window (Baffle Type) at Master Bedroom 1				主人睡房1設有減音窗（擋音式）
		C	Maintenance Window at Master Bedroom 1			C	主人睡房1設有維修窗
			Door with Self-closing Mechanism at Master Bedroom 1				主人睡房1設有自動關閉門裝置
			Vertical Acoustic Fin with Sound Absorption Material located at Master Bedroom 1				主人睡房1外設有垂直減音鰭片連吸音物料
			Fixed Glazing with Maintenance Window at Master Bedroom 1				主人睡房1設有隔音玻璃連維修窗
			Baffle Type Acoustic Door and Acoustic Balcony at Living Room				客廳設有擋音式減音門及減音露台
			Vertical Acoustic Fin with Sound Absorption Material located at Living Room				客廳外設有垂直減音鰭片連吸音物料
			Fixed Glazing at Living Room				客廳設有隔音玻璃
			Acoustic Window (Baffle Type) at Bedroom 2				睡房2設有減音窗（擋音式）
			Vertical Acoustic Fin located at Bedroom 2				睡房2外設有垂直減音鰭片
			Maintenance Window at Bedroom 2				睡房2設有維修窗
		A	Acoustic Window (Baffle Type) at Master Ensuite			A	主人套房設有減音窗（擋音式）
			Maintenance Window at Master Ensuite				主人套房設有維修窗
			Acoustic Window (Baffle Type) at Ensuite 4				套房4設有減音窗（擋音式）
			Maintenance Window at Ensuite 4				套房4設有維修窗
2	23/F	A	Acoustic Window (Baffle Type) at Master Bedroom 1	2	23樓	C	主人睡房1設有減音窗（擋音式）
			Door with Self-closing Mechanism at Master Bedroom 1				主人睡房1設有自動關閉門裝置
			Vertical Acoustic Fin with Sound Absorption Material located at Master Bedroom 1				主人睡房1外設有垂直減音鰭片連吸音物料
			Fixed Glazing with Maintenance Window at Master Bedroom 1				主人睡房1設有隔音玻璃連維修窗
		C	Maintenance Window at Master Bedroom 1			C	主人睡房1設有維修窗
			Baffle Type Acoustic Door and Acoustic Balcony at Living Room				客廳設有擋音式減音門及減音露台
			Vertical Acoustic Fin with Sound Absorption Material located at Living Room				客廳外設有垂直減音鰭片連吸音物料
			Fixed Glazing at Living Room				客廳設有隔音玻璃
			Acoustic Window (Baffle Type) at Bedroom 2				睡房2設有減音窗（擋音式）
			Vertical Acoustic Fin located at Bedroom 2				睡房2外設有垂直減音鰭片
			Maintenance Window at Bedroom 2				睡房2設有維修窗
		A	Acoustic Window (Baffle Type) at Ensuite 3			A	套房3設有減音窗（擋音式）
			Acoustic Window (Baffle Type) at Master Bedroom 1				主人睡房1設有減音窗（擋音式）
			Door with Self-closing Mechanism at Master Bedroom 1				主人睡房1設有自動關閉門裝置
			Fixed Glazing with Maintenance Window at Master Bedroom 1				主人睡房1設有隔音玻璃連維修窗
3		C	Vertical Acoustic Fin with Sound Absorption Material located at Master Bedroom 1	3		C	主人睡房1外設有垂直減音鰭片連吸音物料
			Maintenance Window at Master Bedroom 1				主人睡房1設有維修窗
			Baffle Type Acoustic Door and Acoustic Balcony at Living Room				客廳設有擋音式減音門及減音露台
			Vertical Acoustic Fin with Sound Absorption Material located at Living Room				客廳外設有垂直減音鰭片連吸音物料
			Fixed Glazing at Living Room				客廳設有隔音玻璃
			Acoustic Window (Baffle Type) at Bedroom 2				睡房2設有減音窗（擋音式）
			Vertical Acoustic Fin located at Bedroom 2				睡房2外設有垂直減音鰭片
			Maintenance Window at Bedroom 2				睡房2設有維修窗
		A	Acoustic Window (Baffle Type) at Ensuite 3			A	套房3設有減音窗（擋音式）
			Acoustic Window (Baffle Type) at Master Bedroom 1				主人睡房1設有減音窗（擋音式）
		C	Door with Self-closing Mechanism at Master Bedroom 1			C	主人睡房1設有自動關閉門裝置
			Fixed Glazing with Maintenance Window at Master Bedroom 1				主人睡房1設有隔音玻璃連維修窗
			Vertical Acoustic Fin with Sound Absorption Material located at Master Bedroom 1				主人睡房1外設有垂直減音鰭片連吸音物料
			Maintenance Window at Master Bedroom 1				主人睡房1設有維修窗
			Baffle Type Acoustic Door and Acoustic Balcony at Living Room				客廳設有擋音式減音門及減音露台
			Vertical Acoustic Fin with Sound Absorption Material located at Living Room				客廳外設有垂直減音鰭片連吸音物料

ADDRESS OF THE WEBSITE DESIGNATED BY THE VENDOR FOR THE DEVELOPMENT

賣方就發展項目指定的互聯網網站的網址

The address of the website designated by the Vendor for the Development for the purposes of Part 2 of the Residential Properties (First-hand Sales) Ordinance:

www.stgeorgesmansions.hk

賣方為施行《一手住宅物業銷售條例》第2部而就發展項目指定的互聯網網站的網址：

www.stgeorgesmansions.hk

INFORMATION IN APPLICATION FOR CONCESSION ON
GROSS FLOOR AREA OF BUILDING
申請建築物總樓面面積寬免的資料

Breakdown of GFA Concessions Obtained for All Features

- Latest information on breakdown of GFA concessions as shown on the general building plans submitted to and approved by the Building Authority (BA) prior to the printing of the sales brochure is tabulated below. Information marked (#) may be based on information provided by the authorized person if the sales brochure is printed prior to submission of the final amendment plans to the BA. The breakdown of GFA concessions may be subject to further changes until final amendment plans are submitted to and approved by the BA prior to the issuance of the occupation permit for the development.

獲寬免總樓面面積的設施分項

- 於印製售樓說明書前呈交予並已獲建築事務監督批准的一般建築圖則上有關總樓面面積寬免的分項的最新資料，請見下表。如印製售樓說明書時尚未呈交最終修訂圖則予建築事務監督，則有(＃)號的資料可以由認可人士提供的資料作為基礎。直至最終修訂圖則於發出佔用許可證前呈交予並獲建築事務監督批准前，以下分項資料仍可能有所修改。

		Area (m²) 面積(平方米)
Disregarded GFA under Building (Planning) Regulations 23(3)(b) 根據《建築物（規劃）規例》第23(3)(b)條不計算的總樓面面積		
1(＃)	Carpark and loading/unloading area excluding public transport terminus 停車場及上落客貨地方（公共交通總站除外）	Not applicable 不適用
2	Plant rooms and similar services 機房及相類設施	Not applicable 不適用
2.1	Mandatory feature or essential plant room, area of which is limited by respective Practice Notes for Authorized Persons, Registered Structural Engineers and Registered Geotechnical Engineers (PNAP) or regulation such as lift machine room, telecommunications and broadcasting (TBE) room, refuse storage and material recovery chamber, etc. 所佔面積受相關《認可人士、註冊結構工程師及註冊岩土工程師作業備考》（《作業備考》）或規例限制的強制性設施或必要機房，例如升降機機房、電訊及廣播設備室、垃圾及物料回收房等	387.876
2.2(＃)	Mandatory feature or essential plant room, area of which is NOT limited by any PNAP or regulation such as room occupied solely by fire services installations (FSI) and equipment, meter room, transformer room, potable and flushing water tank, etc. 所佔面積不受任何《作業備考》或規例限制的強制性設施或必要機房，例如僅由消防裝置及設備佔用的房間、電錶房、電力變壓房、食水及鹹水缸等	Not applicable 不適用
2.3	Non-mandatory or non-essential plant room such as air-conditioning (A/C) plant room, air handling unit (AHU) room, etc. 非強制性或非必要機房，例如空調機房、送風櫃房等	277.400
Green Features under Joint Practice Notes 1 and 2 根據聯合作業備考第1及第2號提供的環保設施		
3	Balcony 露台	679.006
4	Wider common corridor and lift lobby 加闊的公用走廊及升降機大堂	Not applicable 不適用
5	Communal sky garden 公用空中花園	Not applicable 不適用
6	Acoustic fin 隔聲鰭	30.360
7	Wing wall, wind catcher and funnel 翼牆、捕風器及風斗	Not applicable 不適用
8	Non-structural prefabricated external wall 非結構預製外牆	408.610
9	Utility platform 工作平台	255.000
10	Noise barrier 隔音屏障	Not applicable 不適用
Amenity Features 適意設施		
11	Caretaker's quarters, counter, office, store, guard room and lavatory for watchman and management staff and owners' corporation office 管理員宿舍、供保安人員和管理處員工使用的櫃位、辦事處、貯物室、警衛室和廁所，以及業主立案法團辦事處	37.457
12	Residential recreational facilities including void, plant room, swimming pool filtration plant room, covered walkway, etc. serving solely the recreational facilities 住戶康樂設施，包括僅供康樂設施使用的中空空間、機房、游泳池的濾水機房、有蓋人行道等	1438.529

INFORMATION IN APPLICATION FOR CONCESSION ON GROSS FLOOR AREA OF BUILDING

申請建築物總樓面面積寬免的資料

13	Covered landscaped and play area 有蓋園景區及遊樂場地	311.680
14	Horizontal screen/covered walkway and trellis 橫向屏障/有蓋人行道及花棚	Not applicable 不適用
15	Larger lift shaft 擴大升降機槽	586.593
16	Chimney shaft 煙囪管道	Not applicable 不適用
17	Other non-mandatory or non-essential plant room, such as boiler room, satellite master antenna television (SMATV) room 其他非強制性或非必要機房，例如鍋爐房、衛星電視共用天線房	Not applicable 不適用
18(#)	Pipe duct, air duct for mandatory feature or essential plant room 強制性設施或必要機房所需的管槽及氣槽	Not applicable 不適用
19	Pipe duct, air duct for non-mandatory or non-essential plant room 非強制性設施或非必要機房所需的管槽及氣槽	Not applicable 不適用
20	Plant room, pipe duct, air duct for environmentally friendly system and feature 環保系統及設施所需的機房、管槽及氣槽	Not applicable 不適用
21	Void in duplex domestic flat and house 複式住宅單位及洋房的中空空間	Not applicable 不適用
22	Sunshade and reflector 遮陽篷及反光罩	Not applicable 不適用
23(#)	Minor projection such as A/C box, A/C platform, window cill and projecting window 小型伸出物，例如空調機箱、空調機平台、窗檻及伸出的窗台	Not applicable 不適用
24	Other projection such as A/C box and platform not covered in paragraph 3(b) and (c) of PNAP APP-19 《作業備考》APP-19 第3(b)及(c)段沒有涵蓋的其他伸出物，如空調機箱及空調機平台	Not applicable 不適用
Other Exempted Items 其他項目		
25(#)	Refuge floor including refuge floor cum sky garden 庇護層，包括庇護層兼空中花園	Not applicable 不適用
26	Covered area under large projecting/overhanging feature 大型伸出/外懸設施下的有蓋地方	Not applicable 不適用
27	Public transport terminus 公共交通總站	Not applicable 不適用
28(#)	Party structure and common staircase 共用構築物及公用樓梯	Not applicable 不適用
29(#)	Horizontal area of staircase, lift shaft and vertical duct solely serving floor accepted as not being accountable for GFA 僅供獲接納不計入總樓面面積的樓層使用的樓梯、升降機槽及垂直管道的水平面積	Not applicable 不適用
30	Public passage 公眾通道	Not applicable 不適用
31	Covered set back area 有蓋的後移部分	Not applicable 不適用
Bonus GFA 額外總樓面面積		
32	Bonus GFA 額外總樓面面積	Not applicable 不適用
Additional Green Features under Joint Practice Note (No. 8) 根據聯合作業備考（第8號）提供的額外環保設施		
33	Buildings adopting Modular Integrated Construction 採用「組裝合成」建築法的樓宇	Not applicable 不適用

Note:

The above table is based on the requirements as stipulated in the Practice Note for Authorized Persons, Registered Structural Engineers and Registered Geotechnical Engineers ADM-2 issued by the Buildings Department. The Buildings Department may revise such requirements from time to time as appropriate.

備註：

上述表格是根據屋宇署所發出的《認可人士、註冊結構工程師及註冊岩土工程師作業備考》ADM-2 規定的要求而制訂的。屋宇署會按實際需要不時更改有關要求。

INFORMATION IN APPLICATION FOR CONCESSION ON
GROSS FLOOR AREA OF BUILDING
申請建築物總樓面面積寬免的資料

Environmental assessment of the building and information on the estimated energy performance or consumption for the common parts of the development

The approved general building plans of this development are not subject to the requirements stipulated in the Practice Note for Authorized Persons, Registered Structural Engineers and Registered Geotechnical Engineers APP-151 issued by the Building Authority. Environmental assessment and information on the estimated energy performance or consumption for the common parts of this development were not required to be submitted to the Building Authority as a prerequisite for the granting of gross floor area concessions.

有關建築物的環境評估及發展項目的公用部分的預計能量表現或消耗的資料

本發展項目的經批准一般建築圖則不受由建築事務監督發出的《認可人士、註冊結構工程師及註冊岩土工程師作業備考》APP-151規定規限。本發展項目的環境評估及公用部分的預計能量表現或消耗的資料無須呈交建築事務監督，以作為批予總樓面面積寬免的先決條件。

This page is left blank intentionally
此頁保留空白

There may be future changes to the Development and the surrounding areas.
發展項目及其周邊地區日後可能出現改變。

Date of Printing : 17 July 2020
印製日期：2020年7月17日

EXAMINATION RECORD

檢視記錄

Examination / Revision Date 檢視 / 修改日期	Page Number 頁次	Revision Made 所作修改
9 October 2020 2020年10月9日	15	Location plan of the Development is updated 更新發展項目的所在位置圖
	16	Aerial photograph of the Development is updated 更新發展項目的鳥瞰照片
	22, 23, 39, 41, 43, 59, 61, 79, 81, 83	Floor plans of residential properties in the Development are updated 更新發展項目的住宅物業的樓面平面圖
	106 - 109	Elevation Plans are updated 更新立面圖
8 January 2021 2021年1月8日	15	Location plan of the Development is updated 更新發展項目的所在位置圖
	16	Aerial photograph of the Development is updated 更新發展項目的鳥瞰照片
	25, 45, 65	Floor plans of residential properties in the Development are updated 更新發展項目的住宅物業的樓面平面圖
	87, 88	Floor plans of parking spaces in the Development are updated 更新發展項目的停車位的樓面平面圖
	110	Information on common facilities in the Development is updated 更新發展項目中的公用設施的資料
	116, 117	Fittings, finishes and appliances are updated 更新裝置、裝修物料及設備
	172	Information in application for concession on gross floor area of building is updated 更新申請建築物總樓面面積寬免的資料
7 April 2021 2021年4月7日	15	Location plan of the Development is updated 更新發展項目的所在位置圖
	16	Aerial photograph of the Development is updated 更新發展項目的鳥瞰照片
	61	Floor plan of residential properties in the Development is updated 更新發展項目的住宅物業的樓面平面圖
6 July 2021 2021年7月6日	15	Location plan of the Development is updated 更新發展項目的所在位置圖
	16	Aerial photograph of the Development is updated 更新發展項目的鳥瞰照片
	18	Outline zoning plan relating to the Development is updated 更新關乎發展項目的分區計劃大綱圖
	112, 113, 122, 123, 133, 136, 139, 140, 145, 147, 149, 150, 153, 156, 157, 159	Fittings, finishes and appliances are updated 更新裝置、裝修物料及設備
5 October 2021 2021年10月5日	2, 3, 4, 5, 6, 7	“Notes to purchasers of first-hand residential properties” is updated according to the latest version issued by the Sales of First-hand Residential Properties Authority 根據一手住宅物業銷售監管局最新發出的版本更新 “一手住宅物業買家須知”
	15	Location plan of the Development is updated 更新發展項目的所在位置圖
	27, 29, 31, 33, 35, 37, 45, 47, 49, 51, 53, 55, 57, 61, 65, 67, 69, 71, 73, 75, 77	Floor plans of residential properties in the Development are updated 更新發展項目的住宅物業的樓面平面圖
	122, 123	Fittings, finishes and appliances are updated 更新裝置、裝修物料及設備
4 January 2022 2022年1月4日	15	Location plan of the Development is updated 更新發展項目的所在位置圖
	19	Outline zoning plan relating to the Development is updated 更新關乎發展項目的分區計劃大綱圖
	106 - 109	Elevation Plans are updated 更新立面圖

EXAMINATION RECORD
檢視記錄

Examination / Revision Date 檢視 / 修改日期	Page Number 頁次	Revision Made 所作修改
28 February 2022 2022年2月28日	15	Location plan of the Development is updated 更新發展項目的所在位置圖
	18	Outline zoning plan relating to the Development is updated 更新關乎發展項目的分區計劃大綱圖
	20	Layout plan of the Development is updated 更新發展項目的布局圖
14 April 2022 2022年4月14日	15	Location plan of the Development is updated 更新發展項目的所在位置圖
	20	Layout plan of the Development is updated 更新發展項目的布局圖
5 July 2022 2022年7月5日	8	Information on the Development is updated 更新發展項目的資料
	9	Information on Vendor and others involved in the Development is updated 更新賣方及有參與發展項目的其他人的資料
	12, 13	Information on Design of the Development are updated 更新發展項目的設計的資料
	15	Location plan of the Development is updated 更新發展項目的所在位置圖
	20	Layout plan of the Development is updated 更新發展項目的布局圖
5 October 2022 2022年10月5日	15	Location plan of the Development is updated 更新發展項目的所在位置圖
	16A	Aerial photograph of the Development is added 增添發展項目的鳥瞰照片
	18	Outline zoning plan relating to the Development is updated 更新關乎發展項目的分區計劃大綱圖
	25, 27, 29, 31, 33, 35, 37, 39, 41, 45, 47, 49, 51, 53, 55, 57, 59, 61, 65, 67, 69, 71, 73, 75, 77, 79, 81	Floor plans of residential properties in the Development are updated 更新發展項目的住宅物業的樓面平面圖
	88	Floor plans of parking spaces in the Development is updated 更新發展項目的停車位的樓面平面圖
22 December 2022 2022年12月22日	15	Location plan of the Development is updated 更新發展項目的所在位置圖
	19	Outline zoning plan relating to the Development is updated 更新關乎發展項目的分區計劃大綱圖
	112, 113, 114, 115, 116, 117, 118, 119, 120, 121, 130, 131, 132, 133, 134, 135, 136, 137, 138, 139	Fittings, finishes and appliances are updated 更新裝置、裝修物料及設備
21 March 2023 2023年3月21日	8	Information on the Development is updated 更新發展項目的資料
	15	Location plan of the Development is updated 更新發展項目的所在位置圖
	16	Aerial photograph of the Development is updated 更新發展項目的鳥瞰照片
	16A	Obsolete aerial photograph of the phase of the Development is deleted 刪除發展項目期數的過時鳥瞰照片
	112, 113, 116, 117, 140, 141, 142, 143, 144, 145, 146, 147, 148, 149	Fittings, finishes and appliances are updated 更新裝置、裝修物料及設備

EXAMINATION RECORD
檢視記錄

Examination / Revision Date 檢視 / 修改日期	Page Number 頁次	Revision Made 所作修改
20 June 2023 2023年6月20日	4, 7	“Notes to purchasers of first-hand residential properties” is updated according to the latest version issued by the Sales of First-hand Residential Properties Authority 根據一手住宅物業銷售監管局最新發出的版本更新 “一手住宅物業買家須知”
	14	Information on property management is updated 更新物業管理的資料
	15	Location plan of the Development is updated 更新發展項目的所在位置圖
	16	Aerial photograph of the Development is updated 更新發展項目的鳥瞰照片
	18	Outline zoning plan relating to the Development is updated 更新關乎發展項目的分區計劃大綱圖
	111	Inspection of plans and deed of mutual covenant is updated 更新閱覽圖則及公契
19 September 2023 2023年9月19日	15	Location plan of the Development is updated 更新發展項目的所在位置圖
	19	Outline zoning plan relating to the Development is updated 更新關乎發展項目的分區計劃大綱圖
	172, 173	Information in application for concession on gross floor area of building is updated 更新申請建築物總樓面面積寬免的資料
	175	The section of “Information required by the Director of Lands to be set out in the sales brochure as a condition for giving presale consent” is deleted. (As the Certificate of Compliance of the Development has been issued.) 刪除「地政總署署長作為給予預售樓花同意書的條件而規定列於售樓說明書的資料」的章節。(由於發展項目的合格證明書經已發出。)

