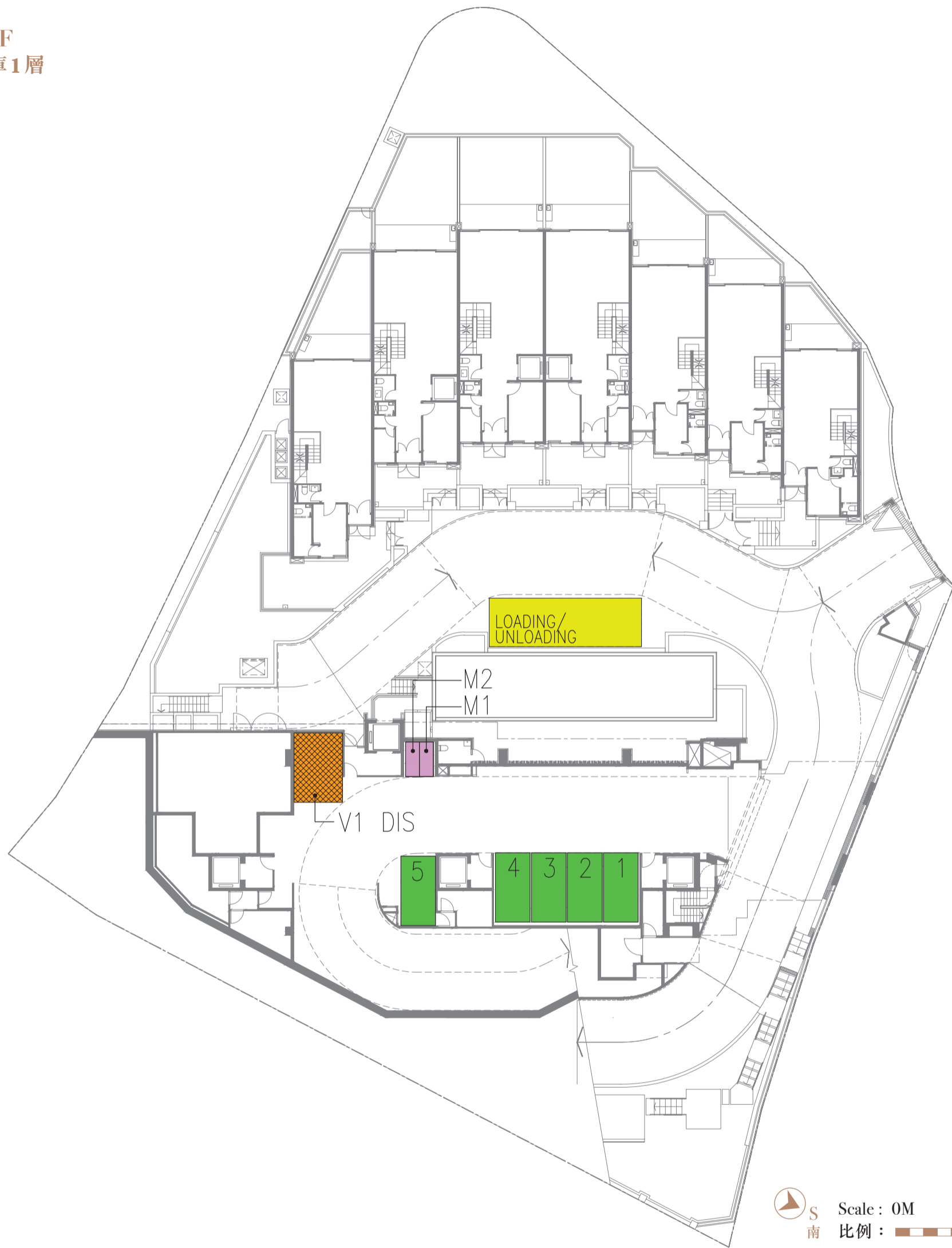


FLOOR PLANS OF PARKING SPACES IN THE DEVELOPMENT 發展項目中的停車位的樓面平面圖

B1/F
地庫1層



Number, Dimensions and Area of Parking Space
停車位數目、尺寸及面積

Category of parking space 車位類別	Number 數目	Dimensions (LxW)(m) 尺寸(長x闊)(米)	Area of each parking space (sq.m) 每個停車位面積(平方米)
 Residential Parking Space 住客停車位*	5	5 x 2.5	12.5
 Disable Car Park Space 傷健人士車位	1	5 x 3.5	17.5
 Motor-Cycle Parking Space 電單車停車位#	2	1 x 2.4	2.4
 Loading & Unloading Space 上落貨車位	1	3.5 x 11	38.5

* "Residential Parking Space" refers to "Carparking Space" in the latest draft of Deed of Mutual Covenant and Management Agreement.

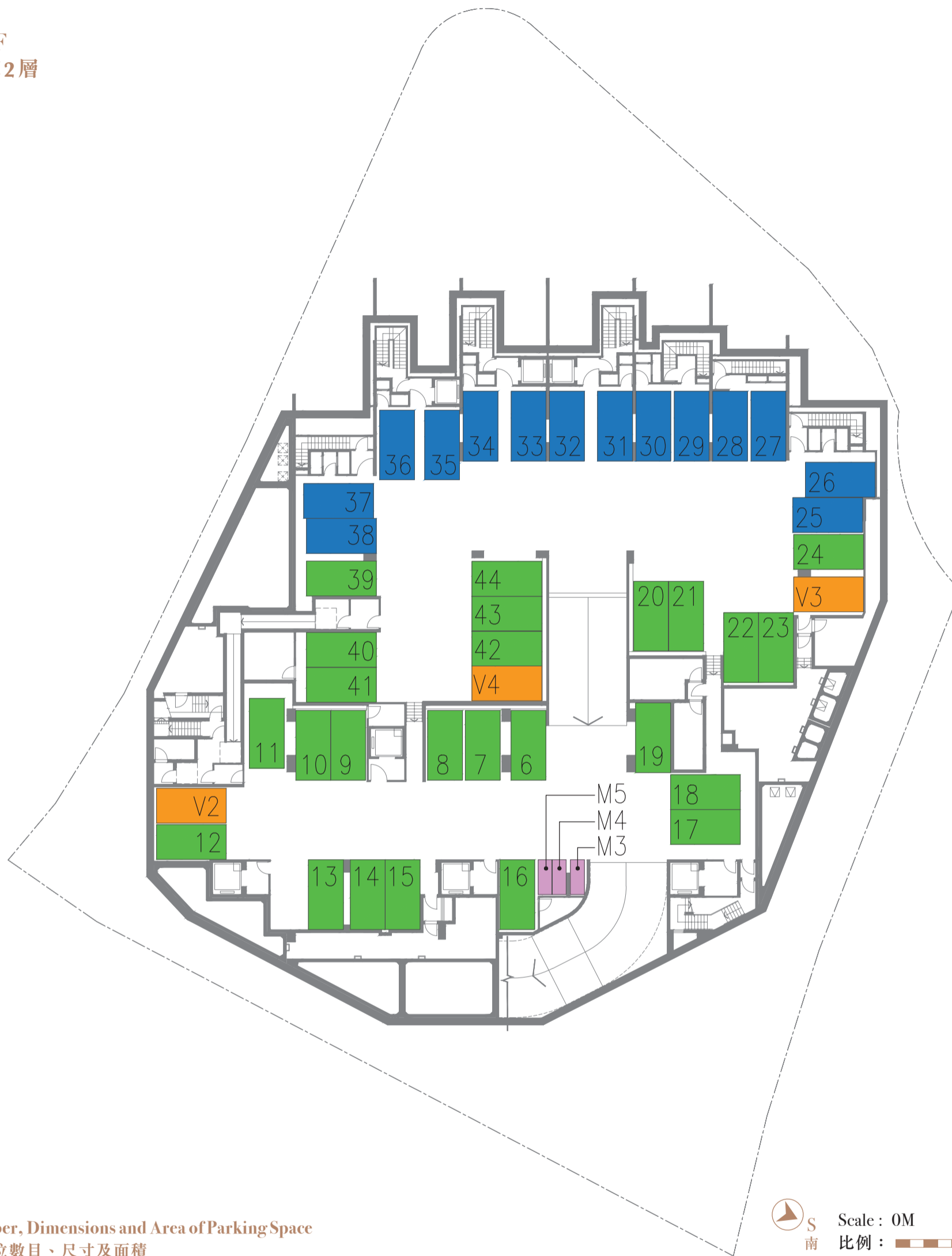
"Motor-Cycle Parking Space" refers to "Motorcycle Parking Space" in the latest draft of Deed of Mutual Covenant and Management Agreement.

* "住客停車位" 指於最新公契及管理協議草稿中的 "停車位"。

"電單車停車位" 指於最新公契及管理協議草稿中的 "電單車停車位"。

FLOOR PLANS OF PARKING SPACES IN THE DEVELOPMENT 發展項目中的停車位的樓面平面圖

B2/F
地庫2層



Number, Dimensions and Area of Parking Space
停車位數目、尺寸及面積

Scale : 0M 5M(米)
比例 :

Category of parking space 車位類別	Number 數目	Dimensions (LxW)(m) 尺寸(長x闊)(米)	Area of each parking space (sq.m) 每個停車位面積(平方米)
Residential Parking Space of House 1 洋房1之住客停車位	2	5 x 2.5	12.5
Residential Parking Space of House 2 洋房2之住客停車位	2	5 x 2.5	12.5
Residential Parking Space of House 3 洋房3之住客停車位	2	5 x 2.5	12.5
Residential Parking Space of House 5 洋房5之住客停車位	2	5 x 2.5	12.5
Residential Parking Space of House 6 洋房6之住客停車位	2	5 x 2.5	12.5
Residential Parking Space of House 7 洋房7之住客停車位	2	5 x 2.5	12.5
Residential Parking Space of House 8 洋房8之住客停車位	2	5 x 2.5	12.5
Residential Parking Space 住客停車位*	25	5 x 2.5	12.5
Visitor Car Park Space 訪客停車位	3	5 x 2.5	12.5
Motor-Cycle Parking Space 電單車停車位#	3	1 x 2.4	2.4

* "Residential Parking Space" refers to "Carparking Space" in the latest draft of Deed of Mutual Covenant and Management Agreement.
"Motor-Cycle Parking Space" refers to "Motorcycle Parking Space" in the latest draft of Deed of Mutual Covenant and Management Agreement.

* "住客停車位" 指於最新公契及管理協議草稿中的 "停車位"。
"電單車停車位" 指於最新公契及管理協議草稿中的 "電單車停車位"。

SUMMARY OF PRELIMINARY AGREEMENT FOR SALE AND PURCHASE

臨時買賣合約的摘要

- (a) A preliminary deposit of 5% is payable on the signing of the preliminary agreement for sale and purchase (“Preliminary Agreement”).
 - (b) The preliminary deposit paid by the purchaser on the signing of the Preliminary Agreement will be held by a firm of solicitors acting for the owner, as stakeholders.
 - (c) If the purchaser fails to execute the agreement for sale and purchase within 5 working days after the date on which the purchaser enters into the Preliminary Agreement:-
 - (i) the Preliminary Agreement is terminated;
 - (ii) the preliminary deposit is forfeited; and
 - (iii) the owner does not have any further claim against the purchaser for the failure.
- (a) 在簽署臨時買賣合約(「臨時合約」)時須支付款額為5%的臨時訂金。
 - (b) 買方在簽署該臨時合約時支付的臨時訂金，會由代表擁有人行事的律師事務所以保證金保存人的身分持有。
 - (c) 如買方沒有於訂立該臨時合約的日期之後5個工作日內簽立買賣合約—
 - (i) 該臨時合約即告終止；
 - (ii) 有關的臨時訂金即予沒收；及
 - (iii) 擁有人不得就買方沒有簽立買賣合約而針對買方提出進一步申索。

SUMMARY OF DEED OF MUTUAL COVENANT

公契的摘要

A. Common Parts of the Development

1. The executed Deed of Mutual Covenant and Management Agreement of the Development (“the DMC”) provides the following for Common Areas and Common Facilities :-

“Carpark Common Areas” means all spaces and areas in the Carpark intended for use in common by Owners of the Parking Spaces including (but not limited to) fan room, electric vehicle charger room, accessory areas, circulation passages, void spaces, driveways, ramps, entrances, exits and other spaces or areas containing the Carpark Common Facilities, EXCLUDING those areas designated as being part of the Estate Common Areas, the Residential Common Areas, the Towers Common Areas and the Premises.

“Carpark Common Facilities” means such facilities, equipment, machines, apparatus and installations in, under or above the Lot and the Estate for the general benefit and service of the Parking Spaces only but no Owner of Parking Spaces has the exclusive right to use or enjoy, and shall include (but not limited to) lighting, security system, fire service installation system, air-conditioning and mechanical ventilation system (if any) and other electrical, mechanical and sanitary installations within the Carpark Common Areas and are for the common use and benefit of the Owners of the Parking Spaces EXCLUDING those being part of the Estate Common Facilities, the Residential Common Facilities, the Towers Common Facilities.

“Estate Common Areas” means such of the lift lobby, transformer room, switch room, master water meter room, extra low voltage room, electrical meter cabinet, planter, such part or parts of the Slopes and Retaining Walls within the Lot, lift shaft, waste water sump pump room, check meter, pipe duct, FS inlet, fire control centre, caretaker’s office, FS Tank & Pump Room, Sprinkler Tank & Pump Room and other areas and spaces containing the Estate Common Facilities and other areas and spaces in any part or parts of the Estate which are designated as being for the common use and benefit of the Owners of the Estate, EXCLUDING those areas designated as being part of the Residential Common Areas, the Towers Common Areas, the Carpark Common Areas and the Premises.

“Estate Common Facilities” means all equipment, facilities and systems designated as being for the use, benefit or service of the Estate Common Areas and without limiting the generality of the foregoing, include :-

- (a) Such of the sewers, drains, water courses, pipes, gutters, wires and cables and other service facilities whether ducted or otherwise which are or at any time may be in, under or over or passing through the Estate through which water, sewage, gas, electricity and any other services are supplied to the Estate or any part or parts thereof;
- (b) Fire fighting installation and equipment;
- (c) Lamp posts, traffic lights and lighting within the Estate;
- (d) Lightning conductor of the Estate;
- (e) Lift installation and equipment; and
- (f) Other facilities and systems (other than those facilities designated as being part of the Residential Common Facilities or the Towers Common Facilities or the Carpark Common Facilities) for the use and benefit of the Estate and not for the use and benefit of any particular Owner.

“General Common Areas” means the Estate Common Areas, the Carpark Common Areas, the Residential Common Areas and the Towers Common Areas.

“General Common Facilities” means the Estate Common Facilities, the Carpark Common Facilities, the Residential Common Facilities and the Towers Common Facilities.

“Residential Common Areas” means such of the Recreational Areas

and Facilities, swimming pool filtration plant room, the Greenery Areas, flushing/potable pump room, telecommunications and broadcasting equipment room, planters, gas valve cabinet, flat roof, covered walkways, Visitors’ Carparking Space, the loading and unloading bay provided pursuant to Special Condition No.(23) (a) of the Land Grant, refuse storage & material recovery chamber and covered landscape and play area designated as being for the common use of the Owners of the Residential Accommodation, such areas and spaces containing the Residential Common Facilities and other areas and spaces in any part or parts of the Estate which are designated as being for the common use and benefit of the Owners of the Residential Accommodation, EXCLUDING those areas designated as being part of the Estate Common Areas, the Towers Common Areas and the Carpark Common Areas and the Premises.

“Residential Common Facilities” means all those facilities, equipment, machines, apparatus and installations in, under or above the Lot and the Estate designated as being for the general benefit and service of the Residential Accommodation only but to which no Owner of a Residential Unit has the exclusive right to use or enjoy the same including (but not limited to) lighting, communal television antennae, water tanks, satellite dishes, recreational facilities, security system, fire service installation system and such electrical, mechanical and sanitary installations which are designated as being for the common use and benefit of the Owners of the Residential Accommodation EXCLUDING those facilities designated as being part of the Estate Common Facilities, the Towers Common Facilities and the Carpark Common Facilities.

“Towers Common Areas” means such of the Roofs (unless otherwise specifically included in the premises assigned), pipe duct, water meter cabinet, electrical meter cabinet, water meter room, temporary refuge space, electrical meter room, extra low voltage duct, Top Roofs, flat roof, roof refuge area, lift lobbies, lift pits and lift shafts, staircases, corridors, external walls of the Towers Accommodation, such areas and spaces containing the Towers Common Facilities and other areas and spaces in any part or parts of the Estate which are for the common use and benefit of the Owners of the Towers Accommodation, EXCLUDING those areas being part of the Estate Common Areas, the Carpark Common Areas, the Residential Common Areas and such areas within the Estate in respect of which the exclusive right and privilege to hold, use, occupy and enjoy the same belongs to any particular Owner.

“Towers Common Facilities” means all those facilities, equipment, machines, apparatus and installations in, under or above the Lot and the Estate for the general benefit and service of the Towers Accommodation only but no Owner of Unit has the exclusive right to use or enjoy and shall include (but not limited to) lifts, lighting, communal television antennae (if any), water tanks, satellite dishes, gondola lightning pole, recreational facilities, security system, fire service installation system and other electrical, mechanical and sanitary installations which are for the common use and benefit of the Owners of the Towers Accommodation EXCLUDING those being part of the Estate Common Facilities or the Residential Common Facilities or the Carpark Common Facilities.

B. Number of Undivided Shares Assigned to Each Residential Property in the Development

Please refer to the table entitled “Allocation of Undivided Shares of Residential Properties in the Development”.

C. Term of Years for which the Manager of the Development is Appointed

The Manager shall be appointed from the date of the DMC for an initial term of two (2) years. The appointment of the Manager may be terminated by the Manager or the Owners’ Committee by giving not less than three (3) months’ notice in writing in accordance with the terms of the DMC.

D. Basis on which the Management Expenses are Shared among the Owners of the Residential Properties in the Development

The Management Expenses shall be apportioned between the Owners of the Estate in the following manner :-

SUMMARY OF DEED OF MUTUAL COVENANT

公契的摘要

- (a) Where any expenditure relates to the Residential Common Areas or the Residential Common Facilities providing services to the Owners of the Units and the Houses (including the due portion of the expenditure relating to the Carpark Common Areas and the Carpark Common Facilities payable by the Owners of the Residential Accommodation under Clause 6.4.2(d) of the DMC), the expenditure shall form part of the Management Expenses of the Residential Accommodation and shall be borne by the Owners of the Units and the Houses according to the proportions borne by the number of the Management Shares of their respective Units and Houses to the total number of Management Shares allocated to all the Units and the Houses.
- (b) Where any expenditure relates to the Towers Common Areas or the Towers Common Facilities providing services to the Owners of the Units, the expenditure shall form part of the Management Expenses of the Towers Accommodation and shall be borne by the Owners of the Units according to the proportions borne by the number of the Management Shares of their respective Units to the total number of Management Shares allocated to all the Units.
- (c) Where any expenditure relates to the House Accommodation providing services to the Owners of the Houses (including the due portion of the expenditure relating to the Carpark Common Areas and the Carpark Common Facilities payable by the Owners of the House Accommodation under Clause 6.4.2(d) of the DMC), the expenditure shall form part of the Management Expenses of the House Accommodation and shall be borne by the Owners of the Houses according to the proportions borne by the number of the Management Shares of their respective Houses to the total number of Management Shares allocated to all the Houses.
- (d) Where any expenditure relates to the Carpark Common Areas or the Carpark Common Facilities providing services to the Owner of the Parking Spaces, the expenditure shall form part of the Management Expenses of the Carpark and shall be borne by the Owners of the Parking Spaces (other than the Visitors' Carparking Space and the House Parking Space) according to the proportions borne by the number of Management Shares of their respective Parking Spaces to the total number of Management Shares allocated to all the Parking Spaces (other than the Visitors' Carparking Space and the House Parking Space) Provided that (i) the Owners of the Residential Accommodation shall bear 57/639 parts or shares of such expenditure and such share of the expenditure attributable to the Carpark Common Areas and Carpark Common Facilities shall be deemed as part of the expenditure relating to the Residential Common Areas or the Residential Common Facilities and (ii) the Owners of the House Accommodation shall bear 182/639 parts or shares of such expenditure attributable to the Carpark Common Areas and the Carpark Common Facilities and such share of the expenditure attributable to the Carpark Common Areas and the Carpark Common Facilities shall be deemed as part of the expenditure relating to the House Accommodation.
- (e) Where any expenditure relates to (i) the Estate Common Areas and/or the Estate Common Facilities or (ii) does not fall under any of the sub-paragraphs (a), (b), (c) and (d) of Clause 6.4.2 of the DMC, the expenditure shall form part of the Management Expenses of the Estate as a whole and shall be borne by all Owners of the Estate in accordance with the proportion borne by the number of Management Shares of each Premises to the total number of Management Shares of the Estate.
- (f) Notwithstanding anything contained in sub-clauses (a) to (e) hereof, (i) where any expenditure relates solely to or is solely for the benefit of any Premises and no Owner other than the Owner entitled to the exclusive right and privilege to hold, use and occupy that Premises will receive any material benefit therefrom, then the full amount of such expenditure shall be borne by the Owner of such Premises and (ii) where any expenditure relates solely to or is solely for the benefit of a group of Owners but does not relate to or is not for the benefit of the other Owners, the full amount of such expenditure shall be apportioned between such Owners in proportion to their respective Management Shares.

E. Basis on which the Management Fee Deposit is Fixed

The amount of Management Deposit shall be equivalent to 3 months' Management Fee.

F. Area (if any) in the Development Retained by the Owner for that Owner's Own Use

Not applicable.

Allocation of Undivided Shares of Residential Properties in the Development

(A) Units

Tower 1

Floor \ Unit	A	B
1/F	1,119	1,048
2/F	1,151	1,082
3/F	1,151	1,082
5/F	1,241	1,143

Tower 2

Floor \ Unit	A	B
G/F	1,037	-
1/F	1,001	962
2/F	1,000	1,000
3/F	1,000	1,000
5/F	1,044	1,044

Tower 3

Floor \ Unit	A	B
G/F	667	-
1/F	1,103	1,082
2/F	1,150	1,082
3/F	1,150	1,082
5/F	1,236	1,143

(B) Houses

House 1	2,320
House 2	2,529
House 3	2,592
House 5	3,391
House 6	3,393
House 7	3,419
House 8	2,888

Note:

- (1) There is no designation of 4/F.
- (2) Please refer to the executed DMC for full details. A full script of the executed DMC is available for inspection free of charge during office hours at the sales office upon request and copies will be provided on payment of photocopying charges.
- (3) Unless otherwise defined, capitalized terms used in the above shall have the same meaning of such terms of the DMC.

SUMMARY OF DEED OF MUTUAL COVENANT

公契的摘要

A. 發展項目的公用部分

1. 發展項目已簽立的公共契約及管理協議(「公契」)訂明下列有關公用地方及公用設施的條文：

「停車場公用地方」指停車場內擬供停車位業主共同使用的所有範圍與地方，包括(但不限於)風機房、電動汽車充電房、附屬地方、運轉通道、中空地方、行車道、斜路、入口、出口及設有停車場公用設施的其他範圍或地方，但不包括被劃為屋苑公用地方、住宅公用地方、大廈公用地方及單位一部分的該等地方。

「停車場公用設施」指於該地段及屋苑之內、之下或之上，僅為停車位的一般利益及服務而設亦非供任何停車位業主獨家使用或享用的該等設施、設備、機器、器具及裝置，其中包括(但不限於)照明設施、保安系統、消防服務裝置系統、空調及機械通風系統(如有)及其他設於停車場公用地方內及供停車位業主共用與共享的電力、機械及衛生裝置，但不包括屋苑公用設施、住宅公用設施、大廈公用設施一部分的該等設施。

「屋苑公用地方」指升降機大堂、電力變壓房、電掣房、總水錶房、特低壓房、電錶櫃、花槽、該地段內斜坡及護土牆的部分、升降機槽、污水水泵房、檢測儀錶、喉管、消防入水掣、消防控制中心、管理員辦事處、消防水箱及泵房、灑水器水箱及泵房和設有屋苑公用設施的其他地方與範圍和位於屋苑任何部分並供屋苑業主共用與共享的其他地方與範圍，但不包括被劃為住宅公用地方、大廈公用地方、停車場公用地方及單位一部分的該等地方。

「屋苑公用設施」指為屋苑公用地方的使用、利益或服務而設的所有設備、設施及系統。茲毋損前文之一般規定，屋苑公用設施包括：-

- (a) 現時或於任何時間位於屋苑之內、之下或之上或跨越其中的該等下水道、排水道、水道、管道、溝渠、電線與電纜及其他服務設施(不論有否鋪設管道)，以將水、污水、氣體、電力及任何其他服務供應至屋苑或其任何部分；
- (b) 滅火裝置與設備；
- (c) 屋苑內燈柱、交通燈及照明設施；
- (d) 屋苑的避雷裝置；
- (e) 升降機裝置及設備；及
- (f) 為屋苑的使用及利益而設及並非為任何個別業主的使用及利益而設的其他設施及系統(被劃為住宅公用設施或大廈公用設施或停車場公用設施一部分的設施除外)。

「一般公用地方」指屋苑公用地方、停車場公用地方、住宅公用地方及大廈公用地方。

「一般公用設施」指屋苑公用設施、停車場公用設施、住宅公用設施及大廈公用設施。

「住宅公用地方」指供住宅部分業主共同使用而設的該等康樂地方與設施、游泳池、濾水器機房、綠化地方、沖廁水/食水泵房、電訊及廣播服務室、花槽、氣閘櫃、平台、有蓋行人道、訪客停車位、根據批地文件特別條件第(23)(a)條而設的上落貨停車區、垃圾儲存及物料回收室、有蓋圍景及遊戲區，及設有住宅公用設施的該等地方與範圍，以及位於屋苑任何部分並供住宅部分業主共用與共享的其他地方與範圍，但不包括被劃為屋苑公用地方、大廈公用地方及停車場公用地方及單位一部分的該等地方。

「住宅公用設施」指該地段及屋苑之內、之下或之上，僅供住宅部分一般利益及服務而設亦非供任何住宅單位業主獨家使用或享用的設施、設備、機器、器具及裝置，其中包括(但不限於)照明設施、公共電視天線、水箱、衛星碟形天線、康樂設施、保安系統、消防服務裝置系統及其他供住宅部分業主共用與共享的電力、機械及衛生裝置，但不包括被劃為屋苑公用設施、大廈公用設施、停車場公用設施一部分的該等設施。

「大廈公用地方」指天台(指定納入受轉讓物業的天台除外)、喉管、水錶櫃、電錶櫃、水錶房、臨時避火處、電錶房、特低壓管道、頂層天台、平台、天台庇護地方、升降機大堂、升降機坑及升降機槽、樓梯、走廊、大廈部分的外牆，及設有大廈公用設施的該等地方與範圍，以及位於屋苑任何部分並供大廈部分業主共用與共享的其他地方與範圍，但不包括屋苑公用地方、停車場公用地方、住宅公用地方及屋苑內任何個別業主享有專有權利及特權持有、使用、佔用及享用之地方一部分的該等地方。

「大廈公用設施」指該地段及屋苑之內、之下或之上，僅為大廈部分一般利益及服務而設亦非供任何單位業主獨家使用或享用的設施、設備、機器、器具及裝置，其中包括(但不限於)升降機、照明設施、公共電視天線(如有)、水箱、衛星碟形天線、吊船避雷桿、康樂設施、保安系統、消防服務裝置系統以及其他供大廈部分業主共用與共享的電力、機械及衛生裝置，但不包括屋苑公用設施或住宅公用設施或停車場公用設施的部分。

B. 分配予發展項目中的每個住宅物業的不分割份數的數目

請見「發展項目住宅物業不分割份數分配表」。

C. 發展項目的管理人的委任年期

管理人的最初任期為由公契的日期起計兩年。管理人的任期可由管理人或業主委員會根據公契條款給予對方不少於三個月書面通知以終止。

D. 管理開支按甚麼基準在發展項目中的住宅物業的擁有人之間分擔

屋苑的業主須按下列方式分攤管理開支：-

- (a) 如任何開支涉及為各單位及洋房業主提供服務之住宅公用地方或住宅公用設施(包括公契第6.4.2(d)條下住宅部分業主須繳付涉及停車場公共地方與停車場公共設施的支出之適當部分)，有關開支將計入住宅部分的管理開支，並由各單位及洋房業主按照彼等各自所持單位及洋房管理份數佔所有單位及洋房管理份數總額的比例分擔。
- (b) 如任何開支涉及為各單位業主提供服務之大廈公用地方或大廈公用設施，有關開支將計入大廈部分的管理開支，並由各單位業主按照彼等各自所持單位管理份數佔所有單位管理份數總額的比例分擔。
- (c) 如任何開支涉及為各洋房業主提供服務之洋房部分(包括公契第6.4.2(d)條下洋房部分業主須繳付涉及停車場公共地方與停車場公共設施的支出之適當部分)，有關開支將計入洋房部分的管理開支，並由各洋房業主按照彼等各自所持洋房管理份數佔所有洋房管理份數總額的比例分擔。
- (d) 如任何開支涉及為各停車位業主提供服務之停車場公用地方或停車場公用設施，有關開支將計入停車場的管理開支，並由停車位(訪客停車位及洋房停車位除外)業主按照彼等各自所持之停車位管理份數佔所有停車位(訪客停車位及洋房停車位除外)管理份數總額的比例分擔，惟(i)住宅部分業主須分擔該等開支的57/639部分或份數，而屬停車場公共地方與停車場公共設施的該開支份數將被

SUMMARY OF DEED OF MUTUAL COVENANT 公契的摘要

視為有關住宅公用地方或住宅公用設施開支的一部分；及(ii)洋房部分業主須分擔屬停車場公共地方與停車場公共設施的該等開支的 182/639 部分或份數，而屬停車場公共地方與停車場公共設施的該開支份數將被視為洋房部分開支的一部分。

- (e) 如任何開支涉及(i)屋苑公用地方及/或屋苑公用設施，或(ii)不屬於公契第6.4.2條第(a)、(b)、(c)及(d)任何一分段，有關開支將計入屋苑整體管理開支，並由屋苑所有業主按照每個單位管理份數佔屋苑管理份數總額的比例分擔。
- (f) 儘管上述第(a)至(e)分段有所規定，(i)凡任何開支純粹涉及或純粹為任何單位的利益而設，及沒有其他業主(具獨家權利及特權持有、使用及佔用該單位的業主除外)由此得到任何重大利益，該等開支須全數由該單位的業主承擔；及(ii)凡任何開支純粹涉及或純粹為一組業主的利益而設，但並不涉及其他業主或並非為其他業主的利益而設，該等開支須全數由該等業主按彼等各自管理份數分攤。

E. 計算管理費按金的基準

管理費按金為相當於三個月的管理費。

F. 擁有人在發展項目中保留作自用的範圍(如有的話)

不適用。

發展項目住宅物業不分割份數分配表

(A) 單位

第1座

樓層 \ 單位	A	B
1樓	1,119	1,048
2樓	1,151	1,082
3樓	1,151	1,082
5樓	1,241	1,143

Tower 2

樓層 \ 單位	A	B
地下	1,037	-
1樓	1,001	962
2樓	1,000	1,000
3樓	1,000	1,000
5樓	1,044	1,044

Tower 3

樓層 \ 單位	A	B
地下	667	-
1樓	1,103	1,082
2樓	1,150	1,082
3樓	1,150	1,082
5樓	1,236	1,143

(B) 洋房

洋房1	2,320
洋房2	2,529
洋房3	2,592
洋房5	3,391
洋房6	3,393
洋房7	3,419
洋房8	2,888

註：

- 發展項目不設4樓。
- 請參閱已簽立的公契以了解全部詳情。完整的已簽立的公契文本可於售樓處營業時間作出要求後免費查閱，並可在支付所需影印費後取得公契之複印本。
- 除非另設定義，否則上述名詞具有公契中該等名詞的相同意義。

SUMMARY OF LAND GRANT

批地文件的摘要

1. The Development is constructed on Lot No.1181 in Demarcation District No.215 (**“the Lot”**) which is held under Conditions of Sale No.22123 dated 20th May 2015 (**“the Land Grant”**).

2. The Lot is granted for a term of 50 years commencing from 20th May 2015.

3. Special Condition No.(8) of the Land Grant stipulates that :-

The Lot or any part thereof or any building or part of any building erected or to be erected thereon shall not be used for any purpose other than for private residential purposes.

4. General Condition No.(7) of the Land Grant stipulates that :-

(a) The Grantee shall throughout the tenancy having built or rebuilt (which word refers to redevelopment as contemplated in General Condition No.(7)(b) of the Land Grant) in accordance with the Land Grant:

(i) maintain all buildings in accordance with the approved design, disposition or height and any approved building plans without variation or modification thereto; and

(ii) maintain all buildings erected or which may thereafter be erected in accordance with the Land Grant or any subsequent contractual variation of them, in good and substantial repair and condition and in such repair and condition deliver up the same at the expiration or sooner determination of the tenancy.

5. Special Condition No.(2) of the Land Grant stipulates that :-

The Grantee acknowledges that as at 20th May 2015, there are some buildings, structures and foundations existing on the Lot (collectively **“the Existing Structures”**). Without prejudice to the generality of the provisions of General Condition No.(5) of the Land Grant, the Grantee shall be deemed to have satisfied himself as to and have accepted the state and condition of the Lot as existing on 20th May 2015 subject to the existence of the Existing Structures, and no objection or claim whatsoever shall be made or raised by the Grantee in respect of or on account of the same. The Grantee shall at his own expenses and in all respects to the satisfaction of the Director of Lands (**“the Director”**) demolish and remove the Existing Structures from the Lot. The Government will accept no responsibility or liability for any loss, damage, nuisance or disturbance caused to or suffered by the Grantee by reason of the presence of the Existing Structures or the subsequent demolition and removal thereof by the Grantee. The Grantee shall indemnify and shall keep indemnified the Government from and against all liabilities, claims, losses, costs, demands, actions or other proceedings whatsoever, arising whether directly or indirectly out of or in connection with the presence and subsequent demolition and removal of the Existing Structures.

6. Special Condition No.(3) of the Land Grant stipulates that :-

(a) The Grantee shall:

(i) on or before the 31st March 2020* (or such other date as may be approved by the Director), at his own expense, in such manner with such materials and to such standards, levels, alignment and design as the Director shall approve and in all respects to the satisfaction of the Director:

(I) lay and form those portions of future public roads shown coloured green on the plan annexed to the Land Grant (**“the Green Area”**); and

(II) provide and construct such bridges, tunnels, over-passes, under-passes, culverts, viaducts, flyovers, pavements, roads or such other structures as the Director in his sole discretion may require (collectively **“the Structures”**)

so that building, vehicular and pedestrian traffic may be carried on the Green Area;

(ii) on or before the 31st March 2020* (or such other date as may be approved by the Director), at his own expense and to the satisfaction of the Director, surface, kerb and channel the Green Area and provide the same with such gullies, sewers, drains, fire hydrants with pipes connected to water mains, street lights, traffic signs, street furniture and road markings as the Director may require; and

(iii) maintain at his own expense the Green Area together with the Structures and all structures, surfaces, gullies, sewers, drains, fire hydrants, services, street lights, traffic signs, street furniture, road markings and plant constructed, installed and provided thereon or therein to the satisfaction of the Director until such time as possession of the Green Area has been re-delivered in accordance with Special Condition No.(4) of the Land Grant.

(b) In the event of the non-fulfilment of the Grantee’s obligations under Special Condition No.(3)(a) of the Land Grant within the prescribed period stated therein, the Government may carry out the necessary works at the cost of the Grantee who shall pay to the Government on demand a sum equal to the cost thereof, such sum to be determined by the Director whose determination shall be final and shall be binding upon the Grantee.

(c) The Government shall have no liability in respect of any loss, damage, nuisance or disturbance whatsoever caused to or suffered by the Grantee or any other person whether arising out of or incidental to the fulfilment of the Grantee’s obligations under Special Condition No.(3)(a) of the Land Grant or the exercise of the rights by the Government under Special Condition No.(3)(b) of the Land Grant or otherwise, and no claim whatsoever shall be made against the Government by the Grantee in respect of any such loss, damage, nuisance or disturbance.

* Note: The said date has been extended to 30th June 2020.

7. Special Condition No.(4) of the Land Grant stipulates that :-

For the purpose only of carrying out the necessary works specified in Special Condition No.(3) of the Land Grant, the Grantee shall on 20th May 2015 be granted possession of the Green Area. The Green Area shall be re-delivered to the Government on demand and in any event shall be deemed to have been re-delivered to the Government by the Grantee on the date of a letter from the Director indicating that the Land Grant has been complied with to his satisfaction. The Grantee shall at all reasonable times while he is in possession of the Green Area allow free access over and along the Green Area for all Government and public vehicular and pedestrian traffic and shall ensure that such access shall not be interfered with or obstructed by the carrying out of the works whether under Special Condition No.(3) of the Land Grant or otherwise.

8. Special Condition No.(5) of the Land Grant stipulates that :-

The Grantee shall not without the prior written consent of the Director use the Green Area for the purpose of storage or for the erection of any temporary structure or for any purposes other than the carrying out of the works specified in Special condition No.(3) of the Land Grant.

9. Special Condition No.(6) of the Land Grant stipulates that :-

(a) The Grantee shall at all reasonable times while he is in the possession of the Green Area:

(i) permit the Government, the Director and his officers, contractors and agents and any persons authorized by the Director, the right of free and unrestricted ingress, egress and regress to, from and through the Lot and the Green Area for the purpose of inspecting, checking and

SUMMARY OF LAND GRANT 批地文件的摘要

supervising any works to be carried out in compliance with Special Condition No.(3)(a) of the Land Grant and the carrying out, inspecting, checking and supervising of the works under Special Condition No.(3)(b) of the Land Grant and any other works which the Director may consider necessary in the Green Area;

(ii) permit the Government and the relevant public utility companies authorized by the Government the right of free and unrestricted ingress, egress and regress to, from and through the Lot and the Green Area as the Government or the relevant public utility companies may require for the purpose of any works to be carried out in, upon or under the Green Area or any adjoining land including but not limited to the laying and subsequent maintenance of all pipes, wire, conduits, cable-ducts and other conducting media and ancillary equipment necessary for the provision of telephone, electricity, gas (if any) and other services intended to serve the Lot or any adjoining or neighbouring land or premises, and the Grantee shall co-operate fully with the Government and also with the relevant public utility companies duly authorized by the Government on all matters relating to any of the aforesaid works to be carried out within the Green Area; and

(iii) permit the officers of the Water Authority and such other persons as may be authorized by them the right of free and unrestricted ingress, egress and regress to, from and through the Lot and the Green Area as the officers of the Water Authority or such authorized persons may require for the purpose of carrying out any works in relation to the operation, maintenance, repairing, replacement and alteration of any other waterworks installations within the Green Area.

(b) The Government, the Director and his officers, contractors and agents and any persons or public utility companies duly authorized under Special Condition No.(6)(a) of the Land Grant shall have no liability in respect of any loss, damage, nuisance or disturbance whatsoever caused to or suffered by the Grantee or any person arising out of or incidental to the exercise of the rights by the Government, the Director and his officers, contractors and agents and any persons or public utility companies duly authorized under Special Condition No.(6)(a) of the Land Grant.

10. Special Condition No.(7) of the Land Grant stipulates that :-

The Grantee shall develop the Lot by the erection thereon of a building or buildings complying in all respects with the Land Grant and all Ordinances, bye-laws and regulations relating to building, sanitation and planning which are or may at any time be in force in Hong Kong, such building or buildings to be completed and made fit for occupation on or before the 31st March 2020*.

* Note: The said date has been extended to 30th June 2020.

11. Special Condition No.(9) of the Land Grant stipulates that :-

Subject to the Land Grant, upon development or redevelopment (which term refers solely to redevelopment contemplated in General Condition No.(7) of the Land Grant) of the Lot or any part thereof:

(a) any building or buildings erected or to be erected on the Lot shall in all respects comply with the Buildings Ordinance, any regulations made thereunder and any amending legislation;

(b) no building or buildings may be erected on the Lot or any part thereof or upon any area or areas outside the Lot specified in the Land Grant, nor may any development or use of the Lot or any part thereof, or of any area or areas outside the Lot specified in the Land Grant take place, which does not in all respects comply with the requirements of the Town Planning Ordinance, any regulations made thereunder and any amending legislation;

(c) any building or buildings erected or to be erected on the Lot shall not exceed 5 storeys excluding any basement. The decision of the Director as to what constitutes a basement shall be final and binding on the Grantee; and

(d) except with the prior written approval of the Director, any building or group of buildings erected or to be erected on the Lot shall not have any projected façade length of 60 metres or more. For the purpose of this sub-clause only,

(I) the decision of the Director as to what constitutes a building shall be final and binding on the Grantee; and

(II) the decision of the Director as to what constitutes the projected façade length of a building or a group of buildings erected or to be erected on the Lot shall be final and binding on the Grantee.

12. Special Condition No.(11) of the Land Grant stipulates that :-

The Grantee may erect, construct and provide within the Lot such recreational facilities and facilities ancillary thereto (“**the Facilities**”) as may be approved in writing by the Director. The type, size, design, height and disposition of the Facilities shall also be subject to the prior written approval of the Director.

13. Special Condition No.(12) of the Land Grant stipulates that :-

No tree growing on the Lot or adjacent thereto shall be removed or interfered with without the prior written consent of the Director who may, in granting consent, impose such conditions as to transplanting, compensatory landscaping or replanting as he may deem appropriate.

14. Special Condition No.(13) of the Land Grant stipulates that :-

(a) The Grantee shall at his own expense submit to the Director for his approval a landscape plan indicating the location, disposition and layout of the landscaping works to be provided within the Lot in compliance with the requirements stipulated in Special Condition No.(13)(b) of the Land Grant.

(b) The Grantee shall at his own expense landscape the Lot in accordance with the approved landscape plan in all respects to the satisfaction of the Director, and no amendment, variation, alteration, modification or substitution of the approved landscape plan shall be made without the prior written consent of the Director.

(c) The Grantee shall thereafter at his own expense maintain and keep the landscaped works in a safe, clean, neat, tidy and healthy condition all to the satisfaction of the Director.

15. Special Condition No.(17) of the Land Grant stipulates that :-

No building shall be erected on the Lot of a type which by virtue of the Buildings Ordinance (Application to the New Territories) Ordinance, any regulations made thereunder and any amending legislation is exempted from the provisions of the Buildings Ordinance, any regulations made thereunder and any amending legislation.

16. Special Condition No.(20) of the Land Grant stipulates that :-

Every assignment, mortgage, charge, underletting for more than three years or other alienation of the Lot or any part thereof or any interest therein shall be registered at the Land Registry.

17. Special Condition No.(22) of the Land Grant stipulates that :-

(a) (i) Spaces shall be provided within the Lot to the satisfaction of the Director for the parking of motor vehicles licensed under the Road Traffic Ordinance, any regulations made thereunder and any amending legislation, and belonging

SUMMARY OF LAND GRANT 批地文件的摘要

- to the residents of the building or buildings erected or to be erected on the Lot and their bona fide guests, visitors or invitees (“**the Residential Parking Spaces**”) at a prescribed rate unless the Director consents to another rate.
- (ii) Four additional spaces or such other number as may be approved by the Director shall be provided within the Lot to the satisfaction of the Director for the parking of motor vehicles licensed under the Road Traffic Ordinance, any regulations made thereunder and any amending legislation, and belonging to the bona fide guests, visitors or invitees of the residents of the building or buildings erected or to be erected on the Lot (“**the Visitors’ Parking Spaces**”).
- (iii) The Residential Parking Spaces and Visitors’ Parking Spaces provided under the Land Grant (both as may be varied under Special Condition No.(24) of the Land Grant) shall not be used for any purpose other than those respectively stipulated in the Land Grant and in particular the said spaces shall not be used for the storage, display or exhibiting of motor vehicles for sale or otherwise or for the provision of car cleaning and beauty services.
- (b) (i) Out of the Residential Parking Spaces and Visitors’ Parking Spaces provided under the Land Grant (both as may be varied under Special Condition No.(24) of the Land Grant), the Grantee shall reserve and designate such number of spaces for the parking of motor vehicles by disabled persons as defined in the Road Traffic Ordinance, any regulations made thereunder and any amending legislation (“**the Parking Spaces for the Disabled Persons**”) as the Building Authority may require and approve provided that a minimum of one space shall be so reserved and designated out of the Visitors’ Parking Spaces provided under the Land Grant (as may be varied under Special Condition No.(24) of the Land Grant) and that the Grantee shall not reserve or designate all of the Visitor’s Parking Spaces provided under the Land Grant (as may be varied under Special Condition No.(24) of the Land Grant) to become the Parking Spaces for the Disabled Persons.
- (ii) The Parking Spaces for the Disabled Persons shall not be used for any purpose other than for the parking of motor vehicles by disabled persons as defined in the Road Traffic Ordinance, any regulations made thereunder and any amending legislation, and belonging to the residents of the building or buildings erected or to be erected on the Lot and their bona fide guests, visitors or invitees and in particular the said spaces shall not be used for the storage, display or exhibiting of motor vehicles for sale or otherwise or for the provision of car cleaning and beauty services.
- (c) (i) Spaces shall be provided within the Lot to the satisfaction of the Director for the parking of motor cycles licensed under the Road Traffic Ordinance, any regulations made thereunder and any amending legislation, and belonging to the residents of the building or buildings erected or to be erected on the Lot and their bona fide guests, visitors or invitees (“**the Motor Cycle Parking Spaces**”) at a prescribed rate or at such other rates as may be approved by the Director.
- (ii) The Motor Cycle Parking Spaces (as may be varied under Special Condition No.(24) of the Land Grant) shall not be used for any purpose other than the purpose set out in Special Condition No.22(c)(i) of the Land Grant and in particular the said spaces shall not be used for the storage, display or exhibiting of motor vehicles for sale or otherwise or for the provision of car cleaning and beauty services.
18. Special Condition No.(23) of the Land Grant stipulates that :-
- (a) One space shall be provided within the Lot to the satisfaction of the Director for the loading and unloading of goods vehicles (“**Parking Space for Loading and Unloading of Goods Vehicles**”).
- (b) Such spaces shall not be used for any purpose other than for the loading and unloading of goods vehicles in connection with the building or buildings erected or to be erected on the Lot.
19. Special Condition No.(26) of the Land Grant stipulates that :-
- (a) Notwithstanding that the Land Grant shall have been observed and complied with to the satisfaction of the Director, the Residential Parking Spaces and the Motor Cycle Parking Spaces shall not be:
- (i) assigned except
- (I) together with undivided shares in the Lot giving the right of exclusive use and possession of a residential unit or units in the building or buildings erected or to be erected on the Lot; or
- (II) to a person who is already the owner of undivided shares in the Lot with the right of exclusive use and possession of a residential unit or units in the building or buildings erected or to be erected on the Lot; or
- (ii) underlet except to residents of the residential units in the building or buildings erected or to be erected on the Lot.
- Provided that in any event not more than three in number of the total of the Residential Parking Spaces and the Motor Cycle Parking Spaces shall be assigned to the owner or underlet to the resident of any one residential unit in the building or buildings erected or to be erected on the Lot.
- (b) Special Condition No.(26)(a) of the Land Grant shall not apply to the Parking Spaces for the Disable Persons.
20. Special Condition No.(28) of the Land Grant stipulates that :-
- A plan approved by the Director indicating the layout of all the parking, loading and unloading spaces to be provided within the Lot in accordance with Special Conditions Nos.(22) (as may be varied under Special Condition No.(24) of the Land Grant) and (23) of the Land Grant, or a copy of such plan certified by an authorized person (as defined in the Buildings Ordinance, any regulations made thereunder and any amending legislation) shall be deposited with the Director. No transaction (except a tenancy agreement or lease or an agreement for such tenancy or lease under Special Condition No.(18)(c) of the Land Grant and a building mortgage under Special Condition No.(18)(d) of the Land Grant or such other transactions as the Director may approve) affecting the Lot or any part thereof or any building or part of any building erected or to be erected on the Lot shall be entered into prior to such deposit. The parking, loading and unloading spaces indicated on the said approved plan shall not be used for any purpose other than for the purposes set out respectively in Special Conditions Nos.(22) and (23) of the Land Grant. The Grantee shall maintain the parking, loading and unloading spaces and other areas, including but not restricted to the lifts, landings, and manoeuvring and circulation areas, in accordance with the said approved plan and shall not alter the layout except with the prior written consent of the Director. Except for the parking spaces indicated on the said approved plan, no part of the Lot or any building or structure thereon shall be used for parking purposes.

SUMMARY OF LAND GRANT

批地文件的摘要

21. Special Condition No.(30) of the Land Grant stipulates that :-

- (a) The Lot is granted together with a right for the Grantee and his servants, visitors, workmen and other persons authorized by the Grantee in that behalf from time to time and at all times during the term granted by the Land Grant for all purposes connected with the proper use and enjoyment of the Lot to pass and repass, on, along, over, by and through the area shown coloured brown on the plan annexed to the Land Grant (“**the Brown Area**”) at such levels as may be approved by the Director.
- (b) The Grantee shall on or before the 31st March 2020* or such other date as may be specified by the Director, at his own expense, in such manner, with such materials and to such standards as the Director shall require or approve, construct a paved way with the associated street furnitures, traffic aids, street lighting, sewers, drains and other structures on the Brown Area over and along which a right of way referred to in Special Condition No.(30)(a) of the Land Grant is given. Free access shall be provided to the owners of any other lots in the vicinity to whom rights of way over the whole or any portion of the Brown Area may have been granted at all times during the construction of the paved way.
- (c) The Grantee shall at his own expense uphold, maintain and repair the Brown Area and everything forming a portion of or pertaining to it, all to be done to the satisfaction of the Director and the Grantee shall be responsible for the whole as if he were the absolute owner thereof.
- (d) Any alteration to any public road absorbing a portion of the Brown Area over and along which a right of way is given or affecting the gradient thereof, shall not give rise to any claim by the Grantee who shall at his own expense carry out all consequent alterations to the paved way constructed by him to the satisfaction of the Director.
- (e) The grant of the right of way referred to in Special Condition No.(30)(a) of the Land Grant shall not give the Grantee the exclusive right over the Brown Area. The Government shall have the right to grant rights of way over the Brown Area to the owners of any other lots in the vicinity now or at any time in the future, or to take over the whole or any portion of the Brown Area for the purposes of a public street without payment of any compensation to the Grantee or to other owners to whom rights of way over the whole or any portion of the Brown Area may have been granted.
- (f) In the event of the non-fulfilment of the Grantee’s obligations under Special Condition No.(30)(b) and (c) of the Land Grant, the Government may carry out the necessary construction, maintenance and repair works at the cost of the Grantee who shall pay to the Government on demand a sum equal to the cost thereof, such sum to be determined by the Director whose determination shall be final and shall be binding upon the Grantee.
- (g) Notwithstanding the grant of the right of way referred to in Special Condition No.(30)(a) of the Land Grant, the Government shall have the full right and power, upon giving to the Grantee, not less than fourteen days’ written notice (save in case of emergency) to lay, install, relay, divert, remove, re-provision, replace, inspect, operate, repair, maintain and renew any Government or other drain, culvert, waterway or watercourse, sewer, nullah, water main, pipe, cable, wire, line, utility service or other works or installations (collectively “**the Brown Area Services**”) which are now or may thereafter be upon, over, under or adjacent to the Brown Area as the Director may in his absolute discretion deem fit, making good any and all damages caused thereby, and the Government, the Director and his officers, contractors and agents and any persons authorized by the Director, his or their workmen with or without tools, equipment, plant, machinery or motor vehicles shall have the right of free and unrestricted ingress, egress and regress at all times to and from the Brown Area for the purposes aforesaid. The Grantee shall not disturb or allow anybody to disturb the Brown Area Services without prior written approval from the

Director. Save in respect of making good any and all damage caused by any exercise of the aforesaid rights and powers, the Government, the Director and his officers, contractors and agents and any persons authorized by the Director, his or their workmen shall have no liability in respect of any loss, damage, nuisance or disturbance whatsoever caused to or suffered by the Grantee arising out of or incidental to the exercise of the rights conferred under Special Condition No.(30)(g), and no claim whatsoever nor objection shall be made against him or them by the Grantee.

* Note: The said date has been extended to 30th June 2020.

22. Special Condition No.(31) of the Land Grant stipulates that :-

The Grantee shall not cut away, remove or set back any Government land adjacent to or adjoining the Lot or carry out any building-up, filling-in or any slope treatment works of any kind whatsoever on any Government land except with the prior written consent of the Director who may, at his sole discretion, give his consent subject to such terms and conditions as he sees fit, including the grant of additional Government land as an extension to the Lot at such premium as he may determine.

23. Special Condition No.(32) of the Land Grant stipulates that :-

- (a) Where there is or has been any cutting away, removal or setting back of any land, or any building-up or filling-in or any slope treatment works of any kind whatsoever, whether with or without the prior written consent of the Director, either within the Lot or on any Government land, which is or was done for the purpose of or in connection with the formation, levelling or development of the Lot of any part thereof or any other works required to be done by the Grantee under the Land Grant, or for any other purpose, the Grantee shall at his own expense carry out and construct such slope treatment works, retaining walls or other support, protection, drainage or ancillary or other works as shall or may then or at any time thereafter be necessary to protect and support such land within the Lot and also any adjacent or adjoining Government or leased land and to obviate and prevent any falling away, landslip or subsidence occurring thereafter. The Grantee shall at all times during the term granted by the Land Grant maintain at his own expense the said land, slope treatment works, retaining walls or other support, protection, drainage or ancillary or other works in good and substantial repair and condition to the satisfaction of the Director.
- (b) In the event that as a result of or arising out of any formation, levelling, development or other works done by the Grantee or owing to any other reason, any falling away, landslip or subsidence occurs at any time, whether in or from any land, within the Lot or from any adjacent or adjoining Government or leased land, the Grantee shall at his own expense reinstate and make good the same to the satisfaction of the Director and shall indemnify the Government, its agents and contractors from and against all costs, charges, damages, demands and claims whatsoever which shall or may be made, suffered or incurred through or by reason of such falling away, landslip or subsidence.
- (c) In addition to any other rights or remedies in the Land Grant provided for breach of the Land Grant, the Director shall be entitled by notice in writing to call upon the Grantee to carry out, construct and maintain the said land, slope treatment works, retaining walls, or other support, protection, and drainage or ancillary or other works or to reinstate and make good any falling away, landslip or subsidence, and if the Grantee shall neglect or fail to comply with the notice to the satisfaction of the Director within the period specified therein, the Director may forthwith execute and carry out any necessary works and the Grantee shall on demand repay to the Government the cost thereof, together with any administrative or professional fees and charges.

SUMMARY OF LAND GRANT

批地文件的摘要

24. Special Condition No.(33) of the Land Grant stipulates that :-

No rock crushing plant shall be permitted on the Lot without the prior written approval of the Director.

25. Special Condition No.(34) of the Land Grant stipulates that :-

Where prestressed ground anchors have been installed, upon development or redevelopment of the Lot or any part thereof, the Grantee shall at his own expense carry out regular maintenance and regular monitoring of the prestressed ground anchors throughout their service life to the satisfaction of the Director and shall supply to the Director such reports and information on all such monitoring works as the Director may from time to time in his absolute discretion require. If the Grantee shall neglect or fail to carry out the required monitoring works, the Director may forthwith execute and carry out the monitoring works and the Purchaser shall on demand repay to the Government the cost thereof.

26. Special Condition No.(35) of the Land Grant stipulates that :-

(a) In the event of earth, spoil, debris, construction waste or building materials (“**the waste**”) from the Lot, or from other areas affected by any development of the Lot being eroded, washed down or dumped onto public lanes or roads or into or onto road-culverts, foreshore or seabed, sewers, storm-water drains or nullahs or other Government properties (“**the Government properties**”), the Grantee shall at his own expense remove the waste from and make good any damage done to the Government properties. The Grantee shall indemnify the Government against all actions, claims and demands arising out of any damage or nuisance to private property caused by such erosion, washing down or dumping.

(b) Notwithstanding Special Condition No.(35)(a) of the Land Grant, the Director may (but is not obliged to), at the request of the Grantee, remove the waste from and make good any damage done to the Government properties and the Grantee shall pay to the Government on demand the cost thereof.

27. Special Condition No.(36) of the Land Grant stipulates that :-

(a) The Grantee shall at his own expense carry out and complete to the satisfaction of the Director such geotechnical investigations and such slope treatment, landslide preventive, mitigation and remedial works on the area shown coloured green hatched black on the plan annexed to the Land Grant (“**the Green Hatched Black Area**”) as the Director in his absolute discretion may require and shall, at all times during the term granted by the Land Grant, at his own expense, maintain in good and substantial repair and condition to the satisfaction of the Director the Green Hatched Black Area including all land, slope treatment works, earth-retaining structures, drainage and any other works therein and thereon. In the event that any landslide, subsidence or falling away occurs within the Green Hatched Black Area at any time during the term granted by the Land Grant, the Grantee shall at his own expense reinstate and make good the same to the satisfaction of the Director together with any adjacent or adjoining areas which, in the opinion of the Director (whose opinion shall be final and binding on the Grantee), have also been affected. The Grantee shall indemnify the Government, its agents and contractors against all claims, proceedings, costs, damages and expenses whatsoever incurred by reason of such landslide, subsidence or falling away. The Grantee shall ensure at all times that there shall be no illegal excavation or dumping on the Green Hatched Black Area and, subject to the prior written approval of the Director, the Grantee may erect fences or other barriers for the prevention of such illegal excavation or dumping. In addition to any other rights or remedies the Director may have in respect of any breach of the Land Grant, the Director may at any time by notice in writing call upon the Grantee to carry out such geotechnical investigations, slope treatment, landslide preventive, mitigation and remedial works and to maintain, reinstate and make good any land, structure or works affected by such landslide, subsidence or falling away, and if the

Grantee shall neglect or fail to comply with such notice to the satisfaction of the Director within the period specified therein, the Director may, after the expiry of such period, execute and carry out the required works and the Grantee shall on demand repay to the Government the cost thereof.

(b) Notwithstanding Special Condition No.(36)(a) of the Land Grant, the obligations and rights of the Grantee in respect of the Green Hatched Black Area or any part thereof under Special Condition No.(36) of the Land Grant shall absolutely determine upon the Government giving to the Grantee notice to that effect, and no claim whatsoever shall be made against the Government or the Director or his authorized officer by the Grantee in respect of any loss, damage or disturbance suffered or any expense incurred as a result of such determination. However, such determination shall be without prejudice to any rights or remedies of the Government in respect of any antecedent breach, non-performance or non-observance of Special Condition No.(36)(a) of the Land Grant.

28. Special Condition No.(37) of the Land Grant :-

The Grantee shall take or cause to be taken all proper and adequate care, skill and precautions at all times, and particularly when carrying out construction, maintenance, renewal or repair work (“**the Works**”), to avoid causing any damage, disturbance or obstruction to any Government or other existing drain, waterway or watercourse, water main, road, footpath, street furniture, sewer, nullah, pipe, cable, wire, utility service or any other works or installations being or running upon, over, under or adjacent to the Lot or the Green Area or the Brown Area or the Green Hatched Black Area or any part of any of them (collectively “**the Services**”). The Grantee shall prior to carrying out any of the Works make or cause to be made such proper search and enquiry as may be necessary to ascertain the present position and levels of the Services, and shall submit his proposals for dealing with any of the Services which may be affected by the Works in writing to the Director for his approval in all respects, and shall not carry out any work whatsoever until the Director shall have given his written approval to the Works and to such aforesaid proposals. The Grantee shall comply with and at his own expense meet any requirements which may be imposed by the Director in respect of the Services in granting the aforesaid approval, including the cost of any necessary diversion, relaying or reinstatement. The Grantee shall at his own expense in all respects repair, make good and reinstate to the satisfaction of the Director any damage, disturbance or obstruction caused to the Lot or the Green Area or the Brown Area or the Green Hatched Black Area or any part of any of them or any of the Services in any manner arising out of the Works (except for nullah, sewer, storm-water drain or water main, the making good of which shall be carried out by the Director, unless the Director elects otherwise, and the Grantee shall pay to the Government on demand the cost of such works). If the Grantee fails to carry out any such necessary diversion, relaying, repairing, making good and reinstatement of the Lot or the Green Area or the Brown Area or the Green Hatched Black Area or any part of any of them or of any of the Services to the satisfaction of the Director, the Director may carry out any such diversion, relaying, repairing, making good or reinstatement as he considers necessary and the Grantee shall pay to the Government on demand the cost of such works.

29. Special Condition No.(38) of the Land Grant :-

(a) The Grantee shall within six calendar months from 20th May 2015 (or such other extended period as may be approved by the Director) at his own expense and in all respects to the satisfaction of the Director of Drainage Services submit or cause to be submitted to the Director of Drainage Services for his approval in writing a drainage impact assessment (“**DIA**”) containing, among others, such information and particulars as the Director of Drainage Services may require including but not limited to all adverse drainage impact as may arise from the development of the Lot, and recommendations for mitigation measures, improvement works and other measures and works.

SUMMARY OF LAND GRANT

批地文件的摘要

- (b) The Grantee shall at his own expense implement the recommendations in the approved DIA in all respects to the satisfaction of the Director of Drainage Services and within such time limit as may be stipulated by him. The Grantee shall thereafter at his own expense maintain such structures and facilities that are constructed or installed to implement the said recommendations in the approved DIA, save and except for those structures and facilities that have been taken over by the Director of Drainage Services, in all respects to the satisfaction of the Director of Drainage Services.

30. Special Condition No.(39) of the Land Grant :-

- (a) The Grantee shall construct and maintain at his own expense and to the satisfaction of the Director such drains and channels, whether within the boundaries of the Lot or on Government land, as the Director may consider necessary to intercept and convey into the nearest stream-course, catchpit, channel or Government storm-water drain all storm-water or rain-water falling or flowing on to the Lot, and the Grantee shall be solely liable for and shall indemnify the Government and its officers from and against all actions, claims and demands arising out of any damage or nuisance caused by such storm-water or rain-water.
- (b) The works of connecting any drains and sewers from the Lot to the Government storm-water drains and sewers, when laid and commissioned, may be carried out by the Director who shall not be liable to the Grantee for any loss or damage thereby occasioned and the Grantee shall pay to the Government on demand the cost of such connection works. Alternatively, the said connection works may be carried out by the Grantee at his own expense to the satisfaction of the Director and in such case any section of the said connection works which is constructed within Government land shall be maintained by the Grantee at his own cost and upon demand be handed over by the Grantee to the Government for future maintenance thereof at the expense of the Government and the Grantee shall pay to the Government on demand the cost of the technical audit in respect of the said connection works. The Director may, upon failure of the Grantee to maintain any section of the said connection works which is constructed within Government land, carry out such maintenance works as he considers necessary and the Grantee shall pay to the Government on demand the cost of such works.

31. Special Condition No.(41) of the Land Grant :-

Wherever in the Land Grant it is provided that the Government or its duly authorized officers shall or may carry out works of any description on the Lot or any part thereof or outside the Lot (whether on behalf of the Grantee or on the failure of the Grantee to carry out such works or otherwise) at the cost of the Grantee or that the Grantee shall pay or repay to the Government or to its duly authorized officers on demand the cost of such works, such cost shall include such supervisory and overhead charges as may be fixed by the Government or by its duly authorized officers.

32. Special Condition No.(43) of the Land Grant :-

No grave or columbarium shall be erected or made on the Lot, nor shall any human remains or animal remains whether in earthenware jars, cinerary urns or otherwise be interred therein or deposited thereon.

Notes:

1. The expression "Grantee" as mentioned in this section means the "Purchaser" under the Land Grant and where the context so admits or requires includes his executors, administrators and assigns and in case of a corporation its successors and assigns.
2. Please refer to the Land Grant for full details. A copy of the Land Grant is available for inspection free of charge during opening hours at the sales office upon request and copies will be provided on payment of photocopying charges.

SUMMARY OF LAND GRANT

批地文件的摘要

1. 發展項目興建於依據日期為2015年5月20日的賣地條件第22123號（「批地文件」）而持有的丈量約份第215約地段第1181號段（「該地段」）上。

2. 該地段批地年期為由2015年5月20日起計50年。

3. 批地文件特別條件第(8)條規定：

該地段或其部分或在其上現存或擬建的任何建築物或其部分不得作私人住宅用途以外用途。

4. 批地文件一般條件第(7)條規定：

(a) 承授人須於批地年期的期間按批地文件對已建或重建建築物（該詞指批地文件一般條件第(7)(b)條所指的重建）：

(i) 按經批准的設計、配置或高度及任何經批准建築圖則維持一切建築物，不得對其作出修訂或更改；及

(ii) 維持已建或此後按批地文件或任何其他後的合同性修改興建的一切建築物處於修繕妥當及良好的保養狀態直至批地年期結束或提前終止而交還為止。

5. 批地文件特別條件第(2)條規定：

承授人確認於2015年5月20日該地段有現存建築物、結構物及地基（統稱「現存構築物」）。茲毋損批地文件一般條件第(5)條，承授人將被視為滿意並已接受於2015年5月20日該地段就有現存構築物的狀況及條件，即不得就同一事宜作出或提出任何反對或索償。承授人須自費從該地段拆除及移除現存構築物，並在各方面達致地政總署署長（統稱「署長」）滿意。政府將不會就現存構築物的存在或承授人其後拆卸及移除而致或遭受的任何損失、損害、滋擾或騷擾負責或承擔任何法律責任。承授人須就任何現存構築物的存在或承授人其後拆卸及移除而直接或間接引起或與之有關所有負債、索償、損失、費用、要求、法律行動或其他訴訟向政府賠償並確保政府免責。

6. 批地文件特別條件第(3)條規定：

(a) 承授人須：

(i) 於2020年3月31日*（或按署長批准的其他日期）或之前，自費以署長批准的方式、物料、標準、樓層、定線和設計進行下列工程，並在各方面達致署長滿意：

(I) 鋪設及平整該些在批地文件附錄圖則上用綠色顯示的日後興建公共道路範圍（「綠色範圍」）；及

(II) 提供及興建按署長行使其全權酌處權要求興建的橋樑、隧道、高架路、地下通道、涵洞、高架橋、天橋、行人路、道路或其他結構物（統稱「構築物」）

以便建築、車輛及行人往來可於綠色範圍進行；

(ii) 於2020年3月31日*（或按署長批准的其他日期）或之前，自費以署長滿意的方式在綠色範圍表面整飾、建造路緣及渠道，以及按署長要求為此等設施提供溝渠、下水道、排水溝、連接至總水喉的消防栓連水管、街燈、交通標誌、街道設施及路標；及

(iii) 以達致署長滿意的程度，自費維持綠色範圍連同構築物及一切於其上或其內的結構物、路面、溝渠、下水道、排水溝、消防栓、服務系統、街燈、交通標誌、街道設施、路標及機器直至綠色範圍的管有權按照批地文件特別條件第(4)條交還予政府為止。

(b) 如承授人不在批地文件特別條件(3)(a)條指定期限內履行該條所載的責任，政府可執行必要工程，費用則由承授人承擔。承授人需在政府通知時支付相等於有關費用的款項，金額由署長指定，而其決定將作終論並對承授人約束。

(c) 政府概無須就承授人或任何其他人士招致或蒙受的任何損失、損害、滋擾或騷擾承擔任何責任（不管其是否因承授人履行批地文件特別條件(3)(a)條所訂責任或政府行使批地文件特別條件(3)(b)條所訂權利或其他原因而導致或引致），承授人不得就此向政府索償。

* 註：該日期已延至2020年6月30日。

7. 批地文件特別條件第(4)條規定：

只限為進行批地文件特別條件第(3)條所訂的必要工程的目的，承授人將於2015年5月20日獲授予綠色範圍的管有權。綠色範圍應在政府要求時交回政府，而於任何情況下，倘署長發信表示其滿意接受承授人已履行批地文件條件，綠色範圍即被視作已交回政府。承授人管有綠色範圍期間，必須在所有合理時間允許所有政府及公共車輛和行人免費通行及經越綠色範圍，並需確保任何工程不會干預或妨礙通行（不論該等工程是否根據批地文件特別條件第(3)條進行）。

8. 批地文件特別條件第(5)條規定：

承授人不得在未得到署長的書面同意前使用綠色範圍作存儲用途或豎立任何臨時結構物或作除進行批地文件特別條件第(3)條訂明的工程以外的任何用途。

9. 批地文件特別條件第(6)條規定：

(a) 承授人須於擁有綠色範圍管有權時之所有合理時間：

(i) 允准政府、署長及其官員、承辦商及代理及署長授權的任何人士暢通無阻地進出、返回及通過該地段及綠色範圍，以便檢查、檢驗及監督遵照批地文件特別條件第(3)(a)條規定進行的工程，以便執行、檢查、檢驗及監督任何遵照批地文件特別條件第(3)(b)條規定進行的工程，以及任何署長認為必須在綠色範圍進行的其他工程；

(ii) 允准政府及獲政府授權的相關公共事業公司暢通無阻地應其要求進出、返回及通過該地段及綠色範圍，以供其在綠色範圍或任何毗連土地之內、之上或之下進行任何工程，包括但不限於鋪設及期後維修所有必要的水管、電線、管道、電纜槽及其他導體和輔助設備，藉此提供電話、電力、氣體（如有）及其他服務，為該地段或其他毗連或毗鄰土地或樓宇服務。承授人須與政府及其妥善授權的相關公共事業公司充分合作，以處理關乎上述擬於綠色範圍進行的工程之所有事宜；及

(iii) 允准水務監督官員及其授權的其他人士按需要暢通無阻地進出、返回及通過該地段及綠色範圍，以進行任何關於運作、維持、修理、更換及更改綠色範圍內任何其他水務裝置的工程。

(b) 倘因政府、署長及其官員、承辦商及代理及根據批地文件特別條件(6)(a)條獲授權的任何其他人士或公共事業公司行使權利而導致或引致承授人或任何人士招致或蒙受任何損失、損害、滋擾或騷擾，政府、署長及其官員、承辦商及代理及根據批地文件特別條件(6)(a)條獲授權的任何人士或公共事業公司無須就此承擔任何責任。

10. 批地文件特別條件第(7)條規定：

承授人須履行批地文件的條款及遵守一切不時適用於香港有關建築物、衛生及規劃的法律法規，於該地段上興建建築物以

SUMMARY OF LAND GRANT

批地文件的摘要

發展該地段，該等建築物須於2020年3月31日*或之前建成並適宜佔用。

* 註：該日期已延至2020年6月30日。

11. 批地文件特別條件第(9)條規定：

遵照批地文件，如該地段或其任何部分進行發展或重建(上述詞語純粹指批地文件一般條件第(7)條所載的重建項目)：

- (a) 該地段上現存或擬建的任何建築物須在各方面符合建築物條例、其附屬規例及任何修訂法例；
- (b) 該地段或其部分或批地文件指定該地段之外任何區域建造的任何建築物或該發展或用途不得在任何方面違反城市規劃條例、其附屬規例及任何修訂法例；
- (c) 該地段上現存或擬建的任何建築物不得超逾5層(地庫除外)。署長對地庫的界定將作終論並對承授人約束；及
- (d) 除獲署長事先書面批准外，該地段上現存或擬建的任何一座建築物或建築物群正面伸展長度不得為60米或以上。只限此分條的目的：
 - (I) 署長對於建築物的界定之決定為終論並約束承授人；及
 - (II) 署長對於該地段現存或擬建建築物或建築物群的正面伸展長度的界定之決定為終論並約束承授人。

12. 批地文件特別條件第(11)條規定：

承授人可於該地段內興建、建造及提供經署長書面批准的康樂設施及其附屬設施(「康樂設施」)。康樂設施的類型、大小、設計、高度及規劃須經署長事先書面批准。

13. 批地文件特別條件第(12)條規定：

除獲署長事先書面同意外(署長於簽發同意書時可施加其認為適當的移植、補償美化或重植條件)，承授人不得移除或干擾於該地段或鄰近地方生長的樹木。

14. 批地文件特別條件第(13)條規定：

- (a) 承授人須自費將園景設計圖呈交署長審批，園景設計圖須標明將在該地段提供及符合批地文件特別條件第(13)(b)條要求的園景工程的位置、規劃及佈局；
- (b) 承授人須自費依照獲批准的園景設計圖於該地段進行園景工程，並在各方面達致署長滿意及未經署長事先書面同意前，不得修改、變動、更改、修訂或取代獲批准的園景設計圖；
- (c) 承授人往後須自費維護及維持該等園景工程，使其安全、整潔、整齊、井然及健康，並在各方面達致署長滿意；

15. 批地文件特別條件第(17)條規定：

不得在該地段興建根據建築物條例(新界適用)條例、其附屬規例及任何修訂法例可獲豁免遵守建築物條例、其附屬規例及任何修訂法例之類別的建築物。

16. 批地文件特別條件第(20)條規定：

每份關於該地段或其部分或其權益的轉讓契、按揭、押記、超過三年之轉租或其他讓與均須於土地註冊處註冊。

17. 批地文件特別條件第(22)條規定：

- (a) (i) 承授人須於該地段內按指定比率(除非署長同意另一比率)提供車位，供根據道路交通條例、其附屬規例及任何修訂法例發牌並屬於該地段現存或擬建建築物的住宅單位的住戶及其真正客人、訪客或獲邀請人士之車輛停泊(「住宅車位」)，以達致署長滿意。
 - (ii) 承授人須於該地段內提供額外四個或署長規定的其他數目的車位，供根據道路交通條例、其附屬規例及任何修訂法例發牌並屬於該地段現存或擬建建築物的住宅單位住戶之真正客人、訪客或獲邀請人士之車輛停泊(「訪客車位」)，以達致署長滿意。
 - (iii) 根據批地文件提供的住宅車位及訪客車位(兩者均可按批地文件特別條件第(24)條修訂)不得作批地文件所規定以外的其他用途，尤其不得用作存放、展示或展覽車輛以供出售或其他用途，或用作提供汽車清潔及美容服務。
- (b) (i) 在根據批地文件提供的住宅車位及訪客車位(兩者均可按批地文件特別條件第(24)條修訂)中，承授人須保留及指定建築事務監督規定及批准供道路交通條例、其附屬規例及任何修訂法例界定的傷殘人士停泊車輛之車位(「傷殘人士停泊車位」)。然而，承授人須在根據批地文件提供的訪客車位(可按批地文件特別條件第(24)條修訂)中保留及指定最少一個傷殘人士停泊車位，但不能保留及指定按批地文件提供的所有訪客車位(可按批地文件特別條件第(24)條修訂)為傷殘人士停泊車位。
 - (ii) 傷殘人士停泊車位除用作停泊根據道路交通條例、其附屬規例及任何修訂法例界定的傷殘人士，及屬於該地段現存或擬建的建築物的住戶及其真正客人、訪客或獲邀請人士之車輛外，不得作其他用途。此等停泊車位尤其不得用作存放、展示或展覽車輛以供出售或其他用途，或用作提供汽車清潔及美容服務。
- (c) (i) 承授人須於該地段內按指定比率或署長同意的另一比率提供電單車車位，供根據道路交通條例、其附屬規例及任何修訂法例發牌並屬於該地段現存或擬建建築物的住宅單位的住戶及其真正客人、訪客或獲邀請人士之電單車停泊(「電單車車位」)，以達致署長滿意。
 - (ii) 電單車車位(可根據批地文件特別條件第(24)條修訂)不得作批地文件特別條件第(22)(c)(i)條規定以外的其他用途，尤其不得用作存放、展示或展覽車輛以供出售或其他用途，或用作提供汽車清潔及美容服務。

18. 批地文件特別條件第(23)條規定：

- (a) 承授人須指定一個貨車裝卸車位(「貨車裝卸車位」)，以達致署長滿意。
- (b) 該車位不得用作有關該地段大廈的貨車裝卸之外的其他用途。

19. 批地文件特別條件第(26)條規定：

- (a) 即使已履行與遵守批地文件達致署長滿意，住宅車位及電單車車位不得：
 - (i) 轉讓，除非
 - (I) 連同該地段附有該地段現存或擬建建築物的住宅單位的專用權及管有權的不分割份數一同轉讓；或
 - (II) 轉讓予一名已擁有該地段附有該地段現存或擬建建築物的住宅單位的專用權及管有權的不分割份數的人士；或

SUMMARY OF LAND GRANT 批地文件的摘要

- (ii) 出租，除非出租予該地段現存或擬建建築物的住宅單位的住戶。

但是，在任何情況下，不得轉讓予任何一位該地段現存或擬建建築物的住宅單位的業主或出租予住宅單位的住戶總數多於3個住宅車位及電單車車位。

- (b) 批地文件特別條件第(26)(a)條不適用於傷殘人士停泊車位。

20. 批地文件特別條件第(28)條規定：

經署長批准根據批地文件特別條件第(22)(可按批地文件特別條件第(24)條修訂)及(23)條標示在該地段內提供的所有車位、裝卸車位的圖則或認可人士(根據建築物條例、其附屬規例及任何修訂法例界定)核實的副本須提交給署長。在上述提交前不能進行影響該地段或其部分或該地段現存或擬建的任何建築物或其部分的交易(除了按批地文件特別條件第(18)(c)條訂立租賃協議或租契或與此租賃協議或租契有關的協議及按批地文件特別條件第(18)(d)條訂立建築按揭或署長可批准的其他交易)。上述經批准圖則標示的車位及裝卸車位不可用作批地文件特別條件第(22)及(23)條指定用途之外的用途。承授人須根據該經批准圖則保養車位、裝卸車位及其他區域，包括但不限於升降機、梯台、調度及迴旋區，未經署長事先書面批准，不得對其作出更改。除經批准圖則標示的車位外，不得使用該地段或其中任何建築物或結構物作泊車用途。

21. 批地文件特別條件第(30)條規定：

- (a) 承授人與其受僱人、訪客、工人及其他承授人授權代表人士於批地年內不時及時刻為着達致完善使用及享用該地段的所有事宜進出、往返及經越批地文件附錄圖則上以棕色顯示的範圍(「棕色範圍」)，又或通行署長全權酌情批准的該地段其他樓層。
- (b) 承授人須於2020年3月31日*或按署長指定的其他日期或之前，採用署長批准的方式及物料，根據署長要求或批准的標準在批地文件特別條件第(30)(a)條下給予通行權的棕色範圍自費興建鋪築路面道路及相關的街道設施、交通輔助設施、街燈、污水管、排水渠及其他結構物。於興建鋪築路面道路期間，承授人須時刻允許該地段附近其他地段獲授全部或部分棕色範圍通行權的業主自由進出。
- (c) 承授人須自費保養、維修及修理棕色範圍及所有附屬該處和與該處有關的物件，以達致署長滿意。承授人將對該處全部負責，猶如該處的絕對擁有人一樣。
- (d) 對於公路更改工程所導致承授人獲授通行權的棕色範圍及該處坡度之影響，承授人不得就此提出索償。承授人須自費進行由其興建的鋪築路面道路的其他更改工程，以達致署長滿意。
- (e) 根據批地文件特別條件第(30)(a)條所授予的通行權並不向承授人授予棕色範圍的獨家權利。政府將有權向附近其他地段擁有人於現時或將來任何時間授予棕色範圍的通行權，或接管棕色範圍之全部或任何部分以作公共街道。政府毋須就此向承授人或任何獲授棕色範圍之全部或任何部分的其他擁有人作出任何賠償。
- (f) 倘若承授人未能履行批地文件特別條件第(30)(b)及(c)條的責任，政府可執行必要建築、保養及維修工程，費用由承授人承擔並在政府通知時支付予政府。該費用由署長規定，其決定將作終論並約束承授人。
- (g) 儘管批地文件特別條件第(30)(a)條所授予的通行權有關規定，政府於向承授人發出不少於十四天書面通知後(緊急情況除外)有權利和權力並應署長全權酌情認為適合在棕色範圍之內、上、下或毗鄰鋪設、安裝、重鋪、改道、拆除、重置、取代、檢查、操作、修理、維修及更新任何政府或其他排水道、下水道、水道或渠道、污水道、明渠、總水喉、水管、電纜、電線、線、公用服務

設施或其他工程或裝置(統稱「棕色範圍服務」)，並修復因此引起的任何及所有損害。政府、署長及其人員、承建商及代理及任何署長授權的人士及彼等工人，不論是否備有工具、設備、裝置、機器或汽車，有權時刻暢通無阻地進出、返回及通過棕色範圍，以便進行上述工程。未經署長事先書面許可，承授人不得騷擾或允許任何人騷擾棕色範圍服務。除修復因行使上述權利和權力而致的任何及所有損害以外，政府、署長及其官員、承辦商及代理及署長授權的任何人士及彼等工人毋須就行使批地文件特別條件第(30)(g)條所載權利而導致或引致承授人所蒙受或招致的任何損失、損害、滋擾或騷擾承擔責任。承授人亦不可就此等損失、損害、滋擾或騷擾向該等人士索償或提出反對。

* 註：該日期已延至2020年6月30日。

22. 批地文件特別條件第(31)條規定：

除獲署長事先書面批准外，承授人不可分割、移除或移後任何鄰近或毗連該地段的政府土地，或對任何政府土地進行任何形式的建築、填土或任何斜坡處理工程。署長可全權酌情在給予有關批准時訂立其認為適合之條款及條件，包括以其決定的地價溢價批出額外政府土地以擴展該地段。

23. 批地文件特別條件第(32)條規定：

- (a) 倘若任何土地遭分割、移除或移後，或倘若任何建造、填土或任何斜坡處理工程經進行(不論有否獲得署長事先書面同意，亦不論是位於該地段內或任何政府土地內，旨在或有關構建、平整或發展該地段或其部分或承授人按批地文件須進行的任何其他工程或作任何其他用途)，承授人須自費開展和建設可能需要的斜坡處理工程、擋土牆或其他承托、防護、排水或任何其他附屬工程，以承托及確保該地段或毗鄰該地段的政府土地或租用土地的安全，及防止和避免其後出現塌方、山泥傾瀉或地陷的情況。承授人須在批地文件批地年期期間時刻自費維持該地段、斜坡處理工程、擋土牆或其他承托、防護、排水或任何其他附屬工程於修繕妥當及良好的保養狀況，以達致署長滿意。
- (b) 倘若因為任何構建、平整、發展或承授人進行其他工程或任何其他原因導致任何時候發生塌方、山泥傾瀉或地陷，不論發生在或來自該地段任何土地或任何毗鄰或毗連政府土地或出租土地，承授人須自費進行恢復及修復塌方、山泥傾瀉或地陷，以達致署長滿意，並對上述塌方、山泥傾瀉或地陷造成政府、其代理人及承建商承受、遭受或產生的一切費用、收費、損害賠償、要求及索償作出彌償。
- (c) 除了批地文件所規定對違反批地文件的任何其他權利或補償外，署長有權發出書面通知要求承授人進行、興建及保養上述土地、斜坡處理工程、護土牆或其他承托物、保護物及排水系統或附屬工程或其他工程或復原及修復任何塌方、山泥傾瀉或地陷，及倘若承授人不理會或未能在通知指定的時期內執行該通知的要求以達致署長滿意，署長可立即執行與進行任何必要工程，而承授人須在政府要求時償還政府因此產生的費用連同任何行政費或專業費用及收費。

24. 批地文件特別條件第(33)條規定：

除獲署長事先書面批准外，該地段上不得設有碎石機器設備。

25. 批地文件特別條件第(34)條規定：

如已裝置預應力地錨，當發展或重新發展該地段或其部分時，承授人須自費在預應力地錨整個使用壽命期內就其進行定期維持及定期監測，以達致署長滿意。承授人須提供予署長其不時行使絕對酌處權要求的關於所有該等監測工作的報告及資料。倘若承授人疏忽或未能進行所需的檢查工程，署長可立即進行該等檢查工程，承授人須在政府要求時付還該等開支予政府。

SUMMARY OF LAND GRANT

批地文件的摘要

26. 批地文件特別條件第(35)條規定：

- (a) 倘若從該地段或從其他受該地段的任何發展所影響的區域有泥土、廢土、瓦礫、建築廢料或建材(「廢料」)遭侵蝕、流入或傾倒至公共巷徑、道路、路渠、海灘或海床、污水渠、雨水渠或明渠或其他政府產業(「政府產業」)，承授人須自費清理廢料並修復對政府產業造成的損壞。承授人須對該等侵蝕、流入或傾倒對私人產業造成的任何損壞或滋擾所引致的一切訴訟、索償及要求向政府作出彌償。
- (b) 儘管批地文件特別條件第(35)(a)條有所規定，署長可以(惟沒有義務)應承授人要求清理廢料並修復對政府產業造成的損壞，而承授人須在政府要求時支付有關費用予政府。

27. 批地文件特別條件第(36)條規定：

- (a) 承授人須按署長運用絕對酌情權所可能要求，自費在批地文件附錄圖則上用綠色間黑斜線顯示的範圍(「綠色間黑斜線範圍」)，進行與完成土力勘察、斜坡維護、防止山泥傾瀉、緩解及補救工程，以達致署長滿意。承授人必須在批地文件批地年期內任何時候自費保養綠色間黑斜線範圍於修繕妥當及良好的保養狀況，以達致署長滿意，包括一切土地、斜坡處理工程、護土結構物、排水渠及在綠色間黑斜線範圍之內及之上的任何其他工程。如於批地文件批地年期內任何時候於綠色間黑斜線範圍發生任何山泥傾瀉、地陷或塌方，承授人須自費復原及修復該綠色間黑斜線範圍以及署長認為(其決定為終論並約束承授人)受影響的相鄰或相連範圍，以達致署長滿意。承授人須就上述山泥傾瀉、地陷或塌方而招致的一切索償、訴訟、費用、損害賠償及開支對政府、其代理人及承建商作出彌償。承授人並須時刻確保不會在綠色間黑斜線範圍出現非法挖掘或傾倒廢物及如獲署長事前書面批准，承授人可架設圍欄或其他屏障防止非法挖掘或傾倒廢物。倘若有違反批地文件的情況，除任何其他權利或補償外，署長可隨時書面通知承授人進行任何土力勘察、斜坡維護、防止山泥傾瀉、緩解及補救工程，並且維修、復原及修復任何受山泥傾瀉、地陷或塌方影響的土地、結構物或工程。倘若承授人疏忽或未能按照通知於通知指定期限內採取措施以達致署長滿意，署長可於通知期限屆滿後即時執行及進行任何所須工程，而承授人須在政府要求時向政府償還相關費用。
- (b) 儘管批地文件特別條件第(36)(a)條有所規定，承授人於批地文件特別條件第(36)條就綠色間黑斜線範圍或其部分的責任及權利將於政府向承授人給予相關通知時完全終止，且承授人不得對政府、署長或其授權人員就該終止所導致及蒙受的損失、損害或干擾或任何支出而向該等人士提出索償。惟該等決定將不影響政府就先前對批地文件特別條件第(36)(a)條的違反、不履行或不遵守的任何權利或補償。

28. 批地文件特別條件第(37)條規定：

承授人須在任何時候，特別是進行建築、保養、翻新或維修工程(「工程」)期間，採取或促使他人採取一切合理及足夠的謹慎、技巧及預防措施，避免對該地段或綠色範圍或棕色範圍或綠色間黑斜線範圍或該地段或該等範圍任何部分之上、上面、下或毗鄰的任何政府擁有或其他現有排水渠、水路或水道、總水喉、道路、行人路、街道設施、污水渠、明渠、管道、電纜、電線、公用事業服務或其他工程或裝置(「服務」)造成任何損壞、干擾或阻塞。承授人在進行任何工程之前必須進行或促使他人進行適當的勘测及必要的查詢，確定服務的現況及水平，並提交處理任何可能受工程影響的服務的書面建議予署長，供其全面審批，及必須在取得署長對服務及上述建議的書面批准後方能進行工程。承授人須自費履行署長於批准上述建議時對服務施加的任何要求，包括承擔任何必要的改道、重鋪或修復的費用。承授人須自費全面維修、復原及修復因進行工程而對該地段或綠色範圍或棕色範圍或綠色間黑斜線範圍或該地段或該等範圍任何部分或任何服務以任何方式造成的任何損壞、干擾或阻塞(除非署長另作選擇，明渠、污水渠、雨水渠或總水喉須由署長負責修復，而承授人須在政府要

求時向政府支付工程的費用)，以達致署長滿意。倘若承授人未能該地段或綠色範圍或棕色範圍或綠色間黑斜線範圍或該地段或該等範圍任何部分或任何服務進行該等必要的改道、重鋪、維修、復原及修復工程，以達致署長滿意，署長可進行他認為必要的該等改道、重鋪、維修、復原及修復工程，而承授人須在政府要求時向政府支付工程的費用。

29. 批地文件特別條件第(38)條規定：

- (a) 承授人須於2015年5月20日或署長批准的任何延展期後6個公曆月內自費提交或促使他人提交排污影響評估(「**排污影響評估**」)予渠務署署長書面審批，以在各方面達致渠務署署長滿意。排污影響評估須包含渠務署署長可能需要的資料及詳情，包括但不限於發展該地段引起的所有不利的排污影響以及緩解措施、改善工程及其他措施和工程的建議。
- (b) 承授人須自費於渠務署署長指定的限期內實施經審批的排污影響評估內的建議，以在各方面達致渠務署署長滿意。承授人須其後自費保養因實施上述經審批的排污影響評估內的建議而興建或安裝的該等結構物和設施(已被渠務署署長接管的結構物和設施除外)，以在各方面達致渠務署滿意。

30. 批地文件特別條件第(39)條規定：

- (a) 承授人需自費建造及維修署長認為需要的水渠及渠道(無論是否位於該地段範圍內或政府土地上)，以將落在該地段上的暴雨水或雨水收集並排去至就近的水道、水井、渠道或政府排水渠，達致署長滿意。承授人須就暴雨或雨水造成任何損害或滋擾所引起的一切訴訟、申索及要求單獨負責及向政府及其人員作出彌償。
- (b) 該地段任何排水渠及污水管連接至已鋪設並已啟用的政府雨水渠及污水渠之工程可由署長進行，但署長毋須就因此產生的任何損失或損害對承授人負責，而承授人須在政府要求時向政府支付上述連接工程的費用。或者，該等連接工程亦可由承授人自費進行，以達致署長滿意，而在該情況下，若在政府土地內興建上述連接工程任何一段，須由承授人自費保養，直至政府要求時由承授人移交給政府，由政府出資負責往後的保養，而承授人須在政府要求時向政府支付有關上述連接工程的技術檢查之費用。若承授人未能保養在政府土地內興建的上述連接工程任何一段，署長可進行其認為必要的保養工程，而承授人須在政府要求時向政府支付該等工程費用。

31. 批地文件特別條件第(41)條規定：

每當批地文件規定政府或其正式授權人員將會或可能在該地段或其部分或該地段以外展開的任何形式的工程(不論是否代表承授人或由於承授人未能展開此等工程或由於其他原因)，而該等工程的費用由承授人承擔或承授人須在政府要求時向政府或其正式授權人員支付或償還該等工程的費用，該費用應包括政府或其正式授權人員釐定的監督及恆常的費用。

32. 批地文件特別條件第(43)條規定：

不得於該地段豎立或建造墳墓或骨灰甕，亦不得於該地段以陶罐、骨灰甕或其他形式安葬或存放任何人類骸骨或動物骸骨。

註：

1. 本節所載的「承授人」指批地文件訂明的「買方」，如上下文意允許或規定則包括其遺產執行人、遺產管理人及受讓人；如屬公司則包括其繼承人及受讓人。
2. 請參閱批地文件以了解全部詳情。完整的批地文件文本可於售樓處營業時間作出要求後免費查閱，並可在支付所需影印費後取得批地文件之複印本。

INFORMATION ON PUBLIC FACILITIES AND PUBLIC OPEN SPACES

公共設施及公眾休憩用地的資料

A. Facilities that are required under the Land Grant to be constructed and provided for the Government, or for public use

1. Green Area as referred to in Special Condition No.(3) to (6) of the Land Grant

(1) Relevant provisions of the Land Grant that concern the above facilities :

Special Condition No.(3) of the Land Grant stipulates that :-

“(a) The Purchaser shall:

- (i) on or before the 31st March 2020* (or such other date as may be approved by the Director), at his own expense, in such manner with such materials and to such standards, levels, alignment and design as the Director shall approve and in all respects to the satisfaction of the Director:
- (I) lay and form those portions of future public roads shown coloured green on the plan annexed hereto (hereinafter referred to as “**the Green Area**”); and
- (II) provide and construct such bridges, tunnels, over-passes, under-passes, culverts, viaducts, flyovers, pavements, roads or such other structures as the Director in his sole discretion may require (hereinafter collectively referred to as “**the Structures**”)

so that building, vehicular and pedestrian traffic may be carried on the Green Area;

- (ii) on or before the 31st March 2020* (or such other date as may be approved by the Director), at his own expense and to the satisfaction of the Director, surface, kerb and channel the Green Area and provide the same with such gullies, sewers, drains, fire hydrants with pipes connected to water mains, street lights, traffic signs, street furniture and road markings as the Director may require; and
- (iii) maintain at his own expense the Green Area together with the Structures and all structures, surfaces, gullies, sewers, drains, fire hydrants, services, street lights, traffic signs, street furniture, road markings and plant constructed, installed and provided thereon or therein to the satisfaction of the Director until such time as possession of the Green Area has been re-delivered in accordance with Special Condition No.(4) hereof.
- (b) In the event of the non-fulfilment of the Purchaser’s obligations under sub-clause (a) of this Special Condition within the prescribed period stated therein, the Government may carry out the necessary works at the cost of the Purchaser who shall pay to the Government on demand a sum equal to the cost thereof, such sum to be determined by the Director whose determination shall be final and shall be binding upon the Purchaser.
- (c) The Government shall have no liability in respect of any loss, damage, nuisance or disturbance whatsoever caused to or suffered by the Purchaser or any other person whether arising out of or incidental to the fulfilment of the Purchaser’s obligations under sub-clause (a) of this Special Condition or the exercise of the rights by the Government under sub-clause (b) of this Special Condition or otherwise, and no claim

whatsoever shall be made against the Government by the Purchaser in respect of any such loss, damage, nuisance or disturbance.”

* Note: The said date has been extended to 30th June 2020.

Special Condition No.(4) of the Land Grant stipulates that :-

“For the purpose only of carrying out the necessary works specified in Special Condition No.(3) hereof, the Purchaser shall on the date of this Agreement be granted possession of the Green Area. The Green Area shall be re-delivered to the Government on demand and in any event shall be deemed to have been re-delivered to the Government by the Purchaser on the date of a letter from the Director indicating that these Conditions have been complied with to his satisfaction. The Purchaser shall at all reasonable times while he is in possession of the Green Area allow free access over and along the Green Area for all Government and public vehicular and pedestrian traffic and shall ensure that such access shall not be interfered with or obstructed by the carrying out of the works whether under Special Condition No.(3) hereof or otherwise.”

Special Condition No.(5) of the Land Grant stipulates that :-

“The Purchaser shall not without the prior written consent of the Director use the Green Area for the purpose of storage or for the erection of any temporary structure or for any purposes other than the carrying out of the works specified in Special condition No.(3) hereof.”

Special Condition No.(6) of the Land Grant stipulates that :-

“(a) The Purchaser shall at all reasonable times while he is in the possession of the Green Area:

- (i) permit the Government, the Director and his officers, contractors and agents and any persons authorized by the Director, the right of free and unrestricted ingress, egress and regress to, from and through the lot and the Green Area for the purpose of inspecting, checking and supervising any works to be carried out in compliance with Special Condition No.(3)(a) hereof and the carrying out, inspecting, checking and supervising of the works under Special Condition No.(3)(b) hereof and any other works which the Director may consider necessary in the Green Area;
- (ii) permit the Government and the relevant public utility companies authorized by the Government the right of free and unrestricted ingress, egress and regress to, from and through the lot and the Green Area as the Government or the relevant public utility companies may require for the purpose of any works to be carried out in, upon or under the Green Area or any adjoining land including but not limited to the laying and subsequent maintenance of all pipes, wire, conduits, cable-ducts and other conducting media and ancillary equipment necessary for the provision of telephone, electricity, gas (if any) and other services intended to serve the lot or any adjoining or neighbouring land or premises, and the Purchaser shall co-operate fully with the Government and also with the relevant public utility companies duly authorized by the Government on all matters relating to any of the aforesaid works to be carried out within the Green Area; and
- (iii) permit the officers of the Water Authority and such other persons as may be authorized by them the right of free and unrestricted ingress, egress and regress to, from and through the lot and the Green Area as the officers of the Water Authority or such authorized persons may require for the purpose of carrying out any works in relation to the operation, maintenance, repairing, replacement and alteration of any other waterworks installations within the Green Area.

INFORMATION ON PUBLIC FACILITIES AND PUBLIC OPEN SPACES 公共設施及公眾休憩用地的資料

(b) The Government, the Director and his officers, contractors and agents and any persons or public utility companies duly authorized under sub-clause (a) of this Special Condition shall have no liability in respect of any loss, damage, nuisance or disturbance whatsoever caused to or suffered by the Purchaser or any person arising out of or incidental to the exercise of the rights by the Government, the Director and his officers, contractors and agents and any persons or public utility companies duly authorized under sub-clause(a) of this Special Condition.”

2. Brown Area as referred to in Special Condition No.(30) of the Land Grant

(1) Relevant provisions of the Land Grant that concern the above facilities :

Special Condition No.(30) of the Land Grant stipulates that :-

“(a) The lot is granted together with a right for the Purchaser and his servants, visitors, workmen and other persons authorized by the Purchaser in that behalf from time to time and at all times during the term hereby agreed to be granted for all purposes connected with the proper use and enjoyment of the lot to pass and repass, on, along, over, by and through the area shown coloured brown on the plan annexed hereto (hereinafter referred to as “**the Brown Area**”) at such levels as may be approved by the Director.

(b) The Purchaser shall on or before the 31st March 2020* or such other date as may be specified by the Director, at his own expense, in such manner, with such materials and to such standards as the Director shall require or approve, construct a paved way with the associated street furnitures, traffic aids, street lighting, sewers, drains and other structures on the Brown Area over and along which a right of way referred to in sub-clause (a) of this Special Condition is given. Free access shall be provided to the owners of any other lots in the vicinity to whom rights of way over the whole or any portion of the Brown Area may have granted at all times during the construction of the paved way.

(c) The Purchaser shall at his own expense uphold, maintain and repair the Brown Area and everything forming a portion of or pertaining to it, all to be done to the satisfaction of the Director and the Purchaser shall be responsible for the whole as if he were the absolute owner thereof.

(d) Any alteration to any public road absorbing a portion of the Brown Area over and along which a right of way is given or affecting the gradient thereof, shall not give rise to any claim by the Purchaser who shall at his own expense carry out all consequent alterations to the paved way constructed by him to the satisfaction of the Director.

(e) The grant of the right of way referred to in sub-clause (a) of this Special Condition shall not give the Purchaser the exclusive right over the Brown Area. The Government shall have the right to grant rights of way over the Brown Area to the owners of any other lots in the vicinity now or at any time in the future, or to take over the whole or any portion of the Brown Area for the purposes of a public street without payment of any compensation to the Purchaser or to other owners to whom rights of way over the whole or any portion of the Brown Area may have been granted.

(f) In the event of the non-fulfilment of the Purchaser’s obligations under sub-clauses (b) and (c) of this Special Condition, the Government may carry out the necessary construction, maintenance and repair works at the cost of the Purchaser who shall pay to the Government on demand a sum equal to the cost thereof, such sum to be determined by the Director whose determination shall be final and shall be binding upon the Purchaser.

(g) Notwithstanding the grant of the right of way referred to in sub-clause (a) of this Special Condition, the Government shall have the full right and power, upon giving to the Purchaser, not less than fourteen days’ written notice (save in case of emergency) to lay, install, relay, divert, remove, re-provision, replace, inspect, operate, repair, maintain and renew any Government or other drain, culvert, waterway or watercourse, sewer, nullah, water main, pipe, cable, wire, line, utility service or other works or installations (all together hereinafter referred to as “**the Brown Area Services**”) which are now or may hereafter be upon, over, under or adjacent to the Brown Area as the Director may in his absolute discretion deem fit, making good any and all damages caused thereby, and the Government, the Director and his officers, contractors and agents and any persons authorized by the Director, his or their workmen with or without tools, equipment, plant, machinery or motor vehicles shall have the right of free and unrestricted ingress, egress and regress at all times to and from the Brown Area for the purposes aforesaid. The Purchaser shall not disturb or allow anybody to disturb the Brown Area Services without prior written approval from the Director. Save in respect of making good any and all damage caused by any exercise of the aforesaid rights and powers, the Government, the Director and his officers, contractors and agents and any persons authorized by the Director, his or their workmen shall have no liability in respect of any loss, damage, nuisance or disturbance whatsoever caused to or suffered by the Purchaser arising out of or incidental to the exercise of the rights conferred under this sub-clause (g), and no claim whatsoever nor objection shall be made against him or them by the Purchaser.”

* Note: The said date has been extended to 30th June 2020.

(2) Relevant provisions of the Deed of Mutual Covenant that concern the above facilities :

Clause 1.1 stipulates that:-

““Right of Way Areas” The area shown coloured Brown on the plan annexed to the Conditions which areas is required to be upheld, maintained and repaired in accordance with Special Condition No.(30) of the Conditions.”

Clause 6.2.1 stipulates that:-

“During the term of its appointment as the Manager, the Manager shall, subject to the provisions of the Building Management Ordinance and subject also to Clauses 6.1.1 and 6.1.2 hereof, manage the Land and the Estate in a proper manner and in accordance with the provisions of this Deed and each Owner hereby appoints the Manager as agent for all Owners in respect of any matters concerning the General Common Areas and the General Common Facilities duly authorized in accordance with the provisions of this Deed with full power to enforce the provisions of this Deed against the other Owners. Subject to the provisions of the Building Management Ordinance, the Manager shall be responsible for and shall have full

INFORMATION ON PUBLIC FACILITIES AND PUBLIC OPEN SPACES 公共設施及公眾休憩用地的資料

authority to do all such acts and things for and on behalf of all Owners as may be necessary or expedient for the proper management of the Estate in accordance with the provisions of this Deed Provided that the Manager shall not carry out any improvements to facilities or services which involves expenditure in excess of 10% of the current annual management budget except with the prior approval by a resolution of the Owners passed at an Owners' meeting convened under this Deed. Without in any way limiting the generality of the foregoing the Manager shall have the following powers and duties :-

...

(58) To manage, uphold repair and maintain, the Right of Way Area pursuant to and subject to the conditions of the Conditions.”

Clause 6.4.1 stipulates that:-

“The Owners of the Estate shall pay to the Manager monthly in advance in the manner hereinafter provided the Management Expenses which shall be made up of the following :-

...

(l) The cost and expense of maintaining the building structures or such part or parts thereof that are required to be maintained under the Conditions.

(v) The expenses for the upholding, maintenance and repair of the Right of Way Area.”

B. Facilities that are required under the Land Grant to be managed, operated or maintained for public use at the expense of the owners of the residential properties in the Development

1. Please refer to paragraph A above.
2. The facilities mentioned in this paragraph B are required to be managed, operated or maintained at the expense of the owners of the residential properties in the Development, and those owners are required to meet a proportion of the expense of managing, operating or maintaining those facilities through the management expenses apportioned to the residential properties concerned.

C. Size of any open space that is required under the Land Grant to be managed, operated or maintained for public use at the expense of the owners of the residential properties in the Development

Not Applicable.

D. Any part of the land (on which the Development is situated) that is dedicated to the public for the purposes of regulation 22(1) of the Building (Planning) Regulations (Cap.123 Sub. Leg. F)

Not Applicable.

In relation to any of the above facilities mentioned in paragraphs A and B above that are for public use, the general public has the right to use the facilities in accordance with the Land Grant.

Notes:

1. The expression as mentioned in this section “Director” means “the Director of Lands”, unless otherwise specified.
2. The expression “Purchaser” as mentioned in this section means the “Purchaser” under the Land Grant and “Grantee” under Summary of Land Grant, and where the context so admits or requires includes his executors, administrators and assigns and in case of a corporation its successors and assigns.

INFORMATION ON PUBLIC FACILITIES AND PUBLIC OPEN SPACES

公共設施及公眾休憩用地的資料

A. 根據批地文件規定須興建並提供予政府或供公眾使用的設施

1. 批地文件特別條件第(3)至(6)條所指的「綠色範圍」

(1) 批地文件條文

批地文件特別條件第(3)條規定：

[(a) 買方須：

- (i) 於2020年3月31日* (或按署長批准的其他日期)或之前，自費以署長批准的方式、物料、標準、樓層、定線和設計進行下列工程，並在各方面達致署長滿意：

- (I) 鋪設及平整該些在此附錄的圖則上用綠色顯示的日後興建公共道路範圍(以下稱為「綠色範圍」)；及

- (II) 提供及興建按署長行使其全權酌處權要求興建的橋樑、隧道、高架路、地下通道、涵洞、高架橋、天橋、行人路、道路或其他結構物(以下統稱為「構築物」)

以便建築、車輛及行人往來可於綠色範圍進行；

- (ii) 於2020年3月31日* (或按署長批准的其他日期)或之前，自費以署長滿意的方式在綠色範圍表面整飾、建造路緣及渠道，以及按署長要求為此等設施提供溝渠、下水道、排水溝、連接至總水喉的消防栓連水管、街燈、交通標誌、街道設施及路標；及

- (iii) 以達致署長滿意的程度，自費維持綠色範圍連同構築物及一切於其上或其內的結構物、路面、溝渠、下水道、排水溝、消防栓、服務系統、街燈、交通標誌、街道設施、路標及機器直至綠色範圍的管有權按照特別條件第(4)條交還予政府為止。

(b) 如買方不在此特別條件(a)分條指定期限內履行該條所載的責任，政府可執行必要工程，費用則由買方承擔。買方需在政府通知時支付相等於有關費用的款項，金額由署長指定，而其決定將作終論並對買方約束。

(c) 政府概無須就買方或任何其他人士招致或蒙受的任何損失、損害、滋擾或騷擾承擔任何責任(不管其是否因買方履行此特別條件(a)分條所訂責任或政府行使此特別條件(b)分條所訂權利或其他原因而導致或引致)，買方不得就此向政府索償。」

批地文件特別條件第(4)條規定：

「只限為進行特別條件第(3)條所訂的必要工程的目的，買方將於此協議日期獲授予綠色範圍的管有權。綠色範圍應在政府要求時交還予政府，而於任何情況下，倘署長發信表示其滿意接受買方已履行本文件之條件，綠色範圍即被視作已交回政府。買方管有綠色範圍期間，必須在所有合理時間允許所有政府及公共車輛和行人免費通行及經越綠色範圍，並需確保任何工程不會干預或妨礙通行(不論該等工程是否根據特別條件第(3)條進行)。」

批地文件特別條件第(5)條規定：

「買方不得在未得到署長的書面同意前使用綠色範圍作存儲用途或豎立任何臨時結構物或作除進行特別條件第(3)條訂明的工程以外的任何用途。」

批地文件特別條件第(6)條規定：

[(a) 買方須於擁有綠色範圍管有權時之所有合理時間：

- (i) 允准政府、署長及其官員、承辦商及代理及署長授權的任何人士暢通無阻地進出、返回及通過該地段及綠色範圍，以便檢查、檢驗及監督遵照特別條件第(3)(a)條規定進行的工程，以便執行、檢查、檢驗及監督任何遵照特別條件第(3)(b)條規定進行的工程，以及任何署長認為必須在綠色範圍進行的其他工程；

- (ii) 允准政府及獲政府授權的相關公共事業公司暢通無阻地應其要求進出、返回及通過該地段及綠色範圍，以供其在綠色範圍或任何毗連土地之內、之上或之下進行任何工程，包括但不限於鋪設及期後維修所有必要的水管、電線、管道、電纜槽及其他導體和輔助設備，藉此提供電話、電力、氣體(如有)及其他服務，為該地段或其他毗連或毗鄰土地或樓宇服務。買方須與政府及其妥善授權的相關公共事業公司充分合作，以處理關乎上述擬於綠色範圍進行的工程之所有事宜；及

- (iii) 允准水務監督官員及其授權的其他人士按需要暢通無阻地進出、返回及通過該地段及綠色範圍，以進行任何關於運作、維持、修理、更換及更改綠色範圍內任何其他水務裝置的工程。

(b) 倘因政府、署長及其官員、承辦商及代理及根據此特別條件(a)分條獲授權的任何其他人士或公用事業公司行使權利而導致或引致買方或任何人士招致或蒙受任何損失、損害、滋擾或騷擾，政府、署長及其官員、承辦商及代理及根據此特別條件(a)分條獲授權的任何人士或公用事業公司無須就此承擔任何責任。」

* 註：該日期已延至2020年6月30日。

2. 批地文件特別條件第(30)條所指的「棕色範圍」

(1) 批地文件條文

批地文件特別條件第(30)條規定：

[(a) 買方與其受傭人、訪客、工人及其他買方授權代表人士於批地年期內不時及時刻為着達致完善使用及享用該地段的所有事宜進出、往返及經越在此附錄的圖則上以棕色顯示的範圍(以下稱為「棕色範圍」)，又或通行署長全權酌情批准的該地段其他樓層。

(b) 買方須於2020年3月31日*或按署長指定的其他日期或之前，採用署長批准的方式及物料，根據署長要求或批准的標準在此特別條件(a)分條下給予通行權的棕色範圍自費興建鋪築路面道路及相關的街道設施、交通輔助設施、街燈、污水管、排水渠及其他結構物。於興建鋪築路面道路

INFORMATION ON PUBLIC FACILITIES AND PUBLIC OPEN SPACES

公共設施及公眾休憩用地的資料

期間，買方須時刻允許該地段附近其他地段獲授全部或部分棕色範圍通行權的業主自由進出。

- (c) 買方須自費保養、維修及修理棕色範圍及所有附屬該處和與該處有關的物件，以達致署長滿意。買方將對該處全部負責，猶如該處的絕對擁有人一樣。
- (d) 對於公路更改工程所導致獲授通行權的棕色範圍及該處坡度之影響，買方不得就此提出索償。買方須自費進行由其興建的鋪築路面道路的其後更改工程，以達致署長滿意。
- (e) 根據此特別條件(a)分條所授予的通行權並不向買方授予棕色範圍的獨家權利。政府將有權向附近其他地段擁有人於現時或將來任何時間授予棕色範圍的通行權，或接管棕色範圍之全部或任何部分以作公共街道。政府毋須就此向買方或任何獲授棕色範圍之全部或任何部分的其他擁有人作出任何賠償。
- (f) 倘若買方未能履行此特別條件(b)及(c)分條的責任，政府可執行必要建築、保養及維修工程，費用由買方承擔並在政府通知時支付予政府。該費用由署長規定，其決定將作終論並約束買方。
- (g) 儘管此特別條件(a)分條所授予的通行權有關規定，政府於向買方發出不少於十四天書面通知後(緊急情況除外)有權利和權力並應署長全權酌情認為適合在棕色範圍之內、上、下或毗鄰鋪設、安裝、重鋪、改道、拆除、重置、取代、檢查、操作、修理、維修及更新任何政府或其他排水道、下水道、水道或渠道、污水道、明渠、總水喉、水管、電纜、電線、線、公用服務設施或其他工程或裝置(以下統稱為「棕色範圍服務」)，並修復因此引起的任何及所有損害。政府、署長及其人員、承建商及代理及任何署長授權的人士及彼等工人，不論是否備有工具、設備、裝置、機器或汽車，有權時刻暢通無阻地進出、返回及通過棕色範圍，以便進行上述工程。未經署長事先書面許可，買方不得騷擾或允許任何人騷擾棕色範圍服務。除修復因行使上述權利和權力而致的任何及所有損害以外，政府、署長及其官員、承辦商及代理及署長授權的任何人士及彼等工人毋須就行使此(g)分條所載權利而導致或引致買方所蒙受或招致的任何損失、損害、滋擾或騷擾承擔責任。買方亦不可就此等損失、損害、滋擾或騷擾向該等人士索償或提出反對。」

* 註：該日期已延至2020年6月30日。

(2) 公契條文

第1.1條規定：

「**通行權範圍** 該條件附錄圖則上以棕色顯示的範圍，須按該條件特別條件第(30)條進行保養、維修及修理。」

第6.2.1條規定：

「在管理人獲委任期間，受限於《建築物管理條例》的條文及受限於此公契第6.1.1條及第6.1.2條，管理人須以適合的方式依據此公契的條文管理該土地及該屋苑，及各業主現委任管理人為所有業主的代理人，以根據此公契的條文獲正式授權處理任何關於一般公用地方及一般公用設施的事宜，並賦有全權對其他業主執行此公契的條文。

受限於《建築物管理條例》的條文，管理人須按此公契的條文負責並獲授全權代表全部業主就適當地管理該屋苑作必要及有利的行動及事情。惟管理人不得就任何設施或服務進行支出超出現時年度管理預算的10%的改善工程，除獲得按此公契召開的業主大會決議時通過的事前批准外。茲在任何方面毋損上述的一般性，管理人有下列權力及職責：

...

(58) 根據及受限於該條件的條文管理、保養修理及維修通行權範圍。」

第6.4.1條規定：

「屋苑業主須以此公契規定的方式每月預先繳付管理費用，費用由以下事項組成：

...

(l) 根據該條件須為大廈結構及其部分作的維修成本和費用。

(v) 保養、維修及修理通行權範圍的費用。」

B. 根據批地文件規定須由發展項目中的住宅物業的擁有人出資管理、營運或維持以供公眾使用的任何設施

1. 請參照以上第A段。

2. 第B段所提及之設施按規定須由發展項目中的住宅物業的擁有人出資管理、營運或維持。該等擁有人按規定須以由有關住宅物業分攤的管理開支，應付管理、營運或維持該等設施的部分開支。

C. 根據批地文件規定須由該項目中的住宅物業的擁有人出資管理、營運或維持以供公眾使用的任何休憩用地的大小

不適用。

D. 發展項目所位於的土地中為施行《建築物(規劃)規例》(第123章，附屬法例F) 第22(1)條而撥供公眾用途的任何部分

不適用。

關於任何上述於第A段及第B段所述的供公眾使用的任何該等設施，公眾有權按照批地文件使用該等設施。

備註：

1. 除非另有指明，本節所載的「署長」一詞所指的是「地政總署署長」。
2. 本節所載的「買方」指批地文件訂明的「買方」及批地文件的摘要訂明的「承授人」，如上下文意允許或規定則包括其遺產執行人、遺產管理人及受讓人；如屬公司則包括其繼承人及受讓人。

INFORMATION ON PUBLIC FACILITIES AND PUBLIC OPEN SPACES 公共設施及公眾休憩用地的資料

Plan showing the location of the Green Area and Brown Area
顯示綠色範圍及棕色範圍的圖則



Legend 圖例

- BROWN AREA 棕色範圍
- GREEN AREA 綠色範圍

Notes:

1. This plan is extracted from the land grant.
2. It is not practicable to show the structures and the brown area services.

備註：

1. 此圖摘錄自批地文件。
2. 在切實可行範圍內未能於上圖顯示構築物及棕色範圍服務。

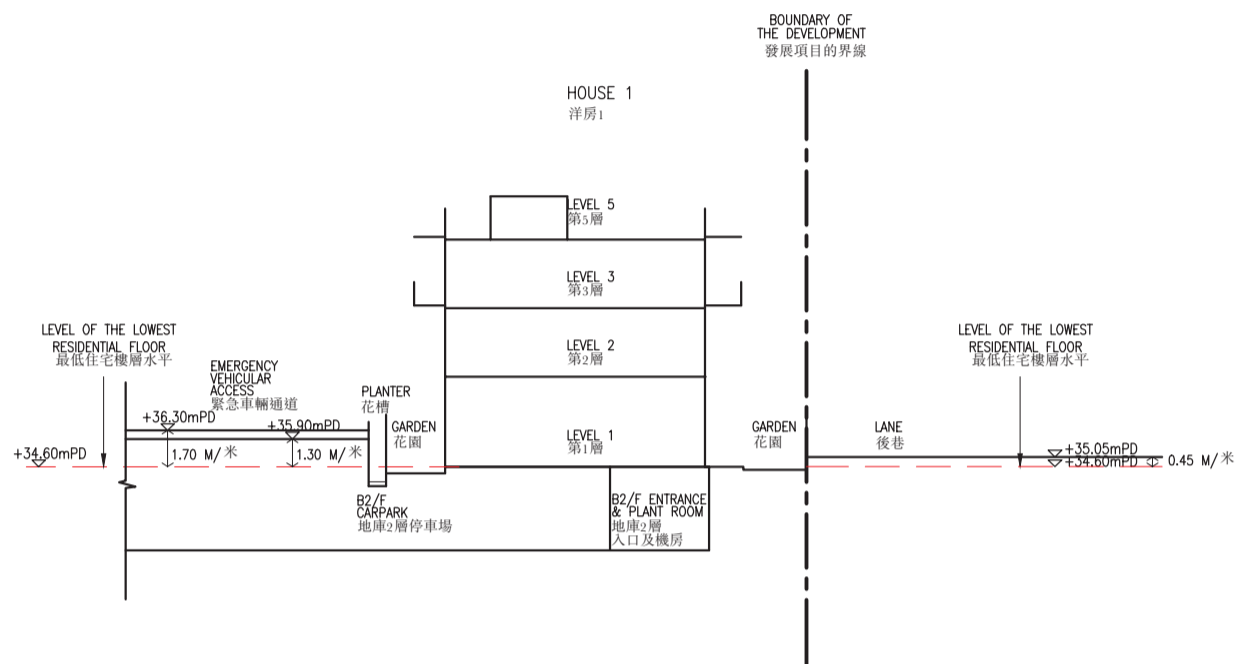
WARNING TO PURCHASERS

對買方的警告

- (a) The purchaser is hereby recommended to instruct a separate firm of solicitors (other than that acting for the owner) to act for the purchaser in relation to the transaction.
 - (b) If the purchaser instructs such separate firm of solicitors to act for the purchaser in relation to the transaction, that firm will be able to give independent advice to the purchaser.
 - (c) If the purchaser instructs the firm of solicitors acting for the owner to act for the purchaser as well, and a conflict of interest arises between the owner and the purchaser:
 - (i) that firm may not be able to protect the purchaser's interests; and
 - (ii) the purchaser may have to instruct a separate firm of solicitors.
 - (d) In the case of paragraph (c)(ii) above, the total solicitors' fees payable by the purchaser may be higher than the fees that would have been payable if the purchaser had instructed a separate firm of solicitors in the first place.
- (a) 謹此建議買方聘用一間獨立的律師事務所（代表擁有人行事者除外），以在交易中代表買方行事。
 - (b) 如買方聘用上述的獨立的律師事務所，以在交易中代表買方行事，該律師事務所將會能夠向買方提供獨立意見。
 - (c) 如買方聘用代表擁有人行事的律師事務所同時代表買方行事，而擁有人與買方之間出現利益衝突：
 - (i) 該律師事務所可能不能夠保障買方的利益；及
 - (ii) 買方可能要聘用一間獨立的律師事務所。
 - (d) 如屬上述(c)(ii)段的情況，買方須支付的律師費用總數，可能高於如買方自一開始即聘用一間獨立的律師事務所便須支付的費用。

CROSS-SECTION PLAN OF BUILDING IN THE DEVELOPMENT 發展項目中的建築物的橫截面圖

Cross-section Plan A 橫截面圖A



--- Dotted line denotes level of the lowest residential floor

- - - Boundary of Development

▽ Denotes height in metres above Hong Kong Principal Datum (HKPD)

Notes :

1. The part of emergency vehicular access adjacent to the building is 35.90 metres to 36.30 metres above the Hong Kong Principal Datum.
2. The part of lane adjacent to the building is 35.05 metres above the Hong Kong Principal Datum.

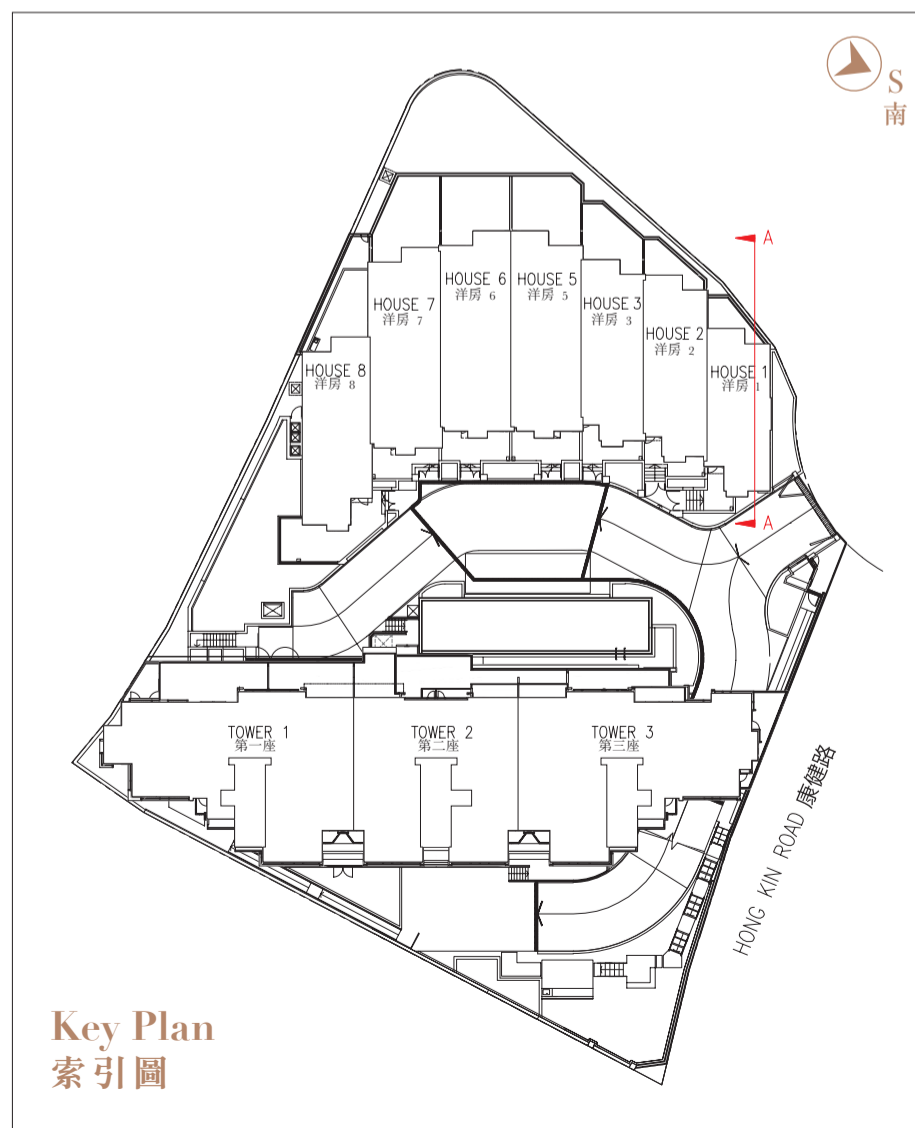
--- 虛線為最低住宅樓層水平

- - - 發展項目的界線

▽ 香港主水平基準以上高度

備註：

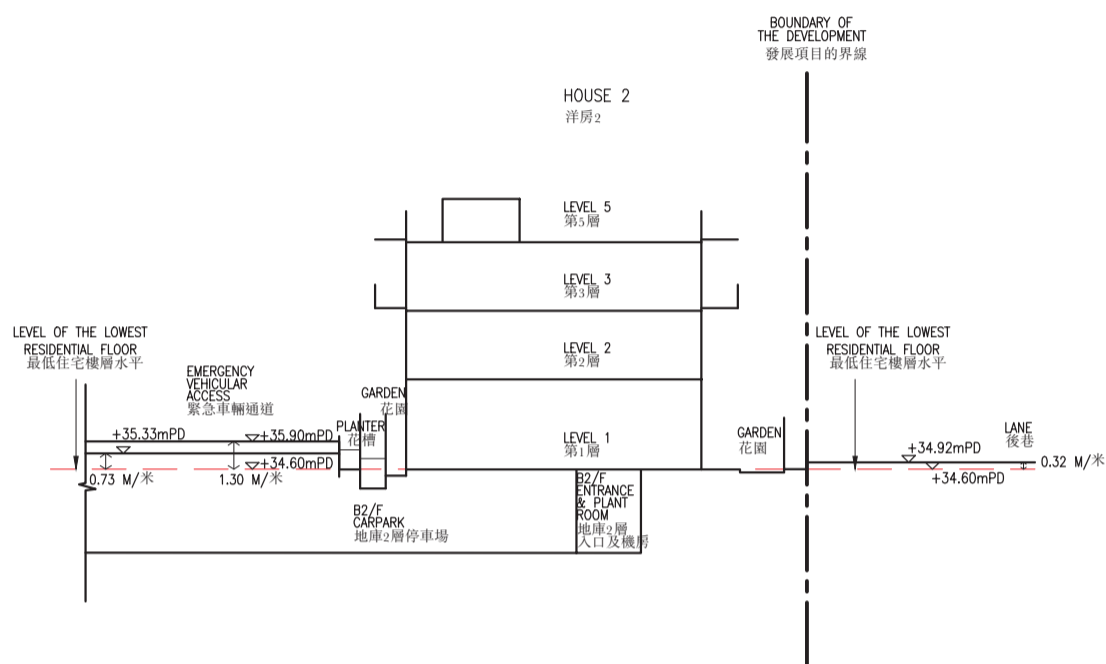
1. 毗連建築物的一段緊急車輛通道為香港主水平基準以上35.90米至36.30米。
2. 毗連建築物的一段後巷為香港主水平基準以上35.05米。



Key Plan
索引圖

CROSS-SECTION PLAN OF BUILDING IN THE DEVELOPMENT 發展項目中的建築物的橫截面圖

Cross-section Plan B 橫截面圖B



--- Dotted line denotes level of the lowest residential floor

- - - Boundary of Development

▽ Denotes height in metres above Hong Kong Principal Datum (HKPD)

Notes :

1. The part of emergency vehicular access adjacent to the building is 35.33 metres to 35.90 metres above the Hong Kong Principal Datum.
2. The part of lane adjacent to the building is 34.92 metres above the Hong Kong Principal Datum.

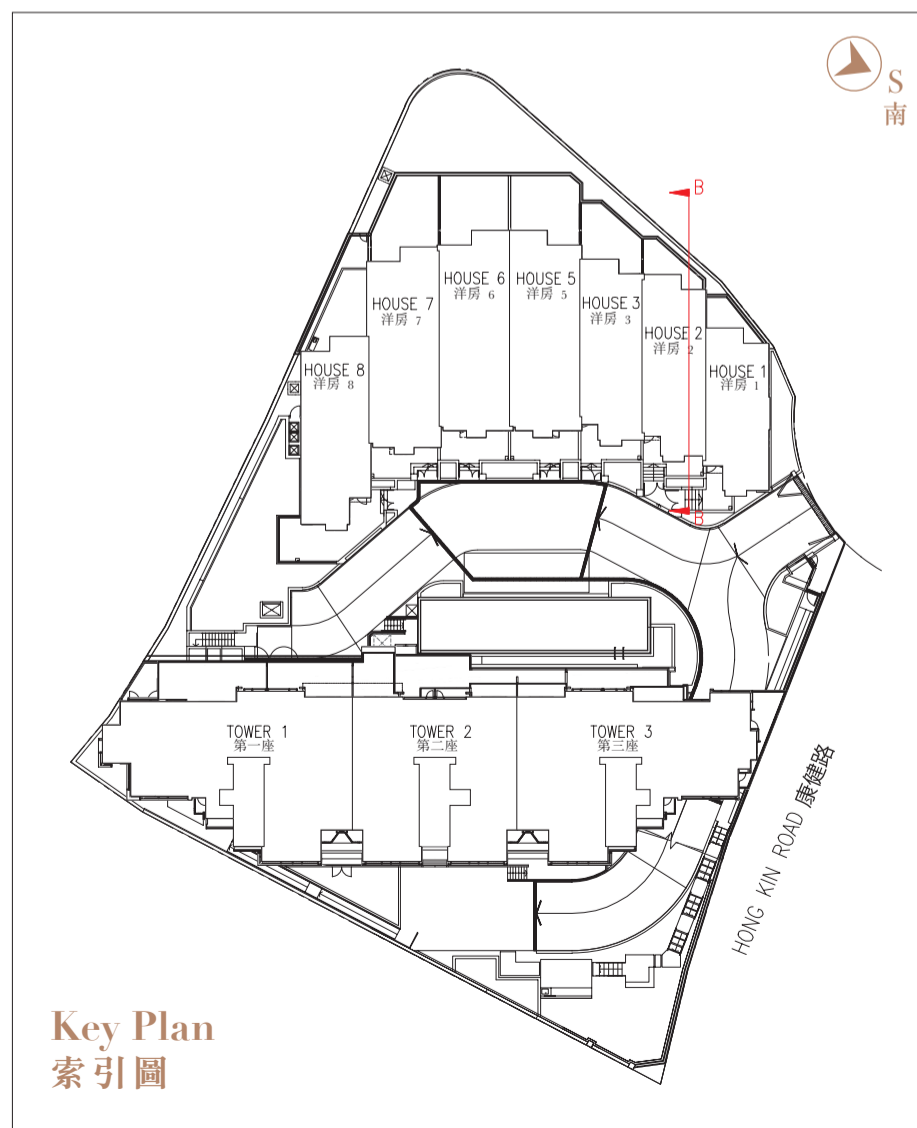
--- 虛線為最低住宅樓層水平

- - - 發展項目的界線

▽ 香港主水平基準以上高度

備註：

1. 毗連建築物的一段緊急車輛通道為香港主水平基準以上35.33米至35.90米。
2. 毗連建築物的一段後巷為香港主水平基準以上34.92米。



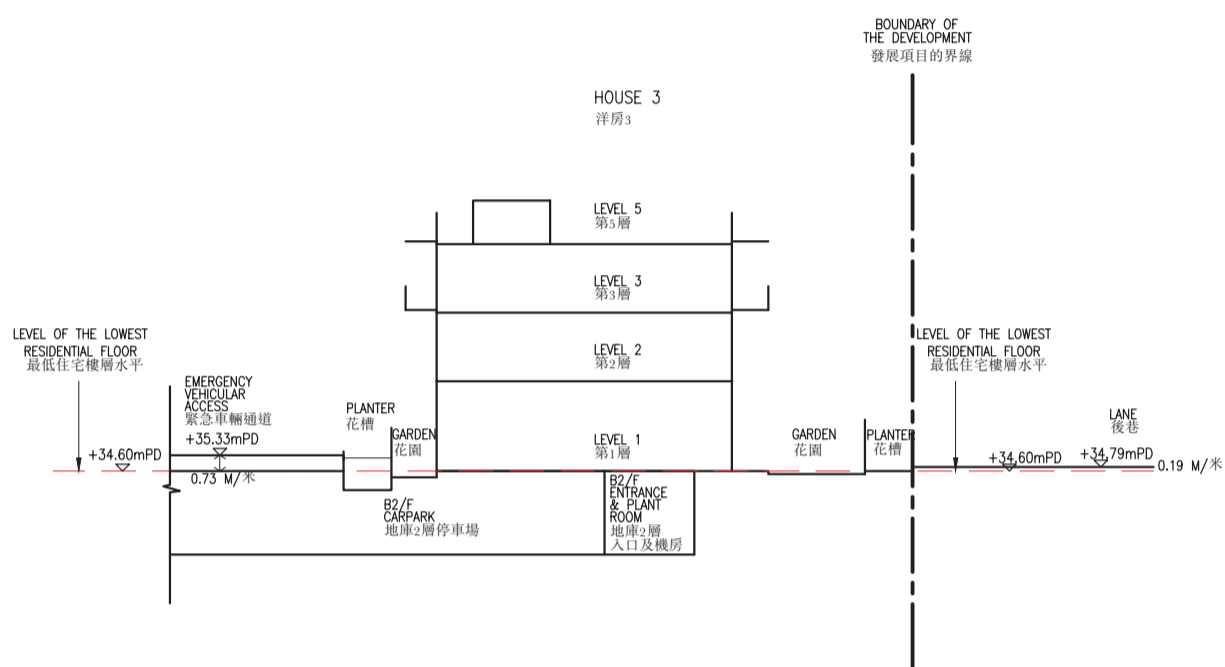
Key Plan
索引圖

CROSS-SECTION PLAN OF BUILDING IN THE DEVELOPMENT

發展項目中的建築物的橫截面圖

Cross-section Plan C

橫截面圖C



--- Dotted line denotes level of the lowest residential floor

- - - Boundary of Development

▽ Denotes height in metres above Hong Kong Principal Datum (HKPD)

Notes :

1. The part of emergency vehicular access adjacent to the building is 34.60 metres to 35.33 metres above the Hong Kong Principal Datum.
2. The part of lane adjacent to the building is 34.79 metres above the Hong Kong Principal Datum.

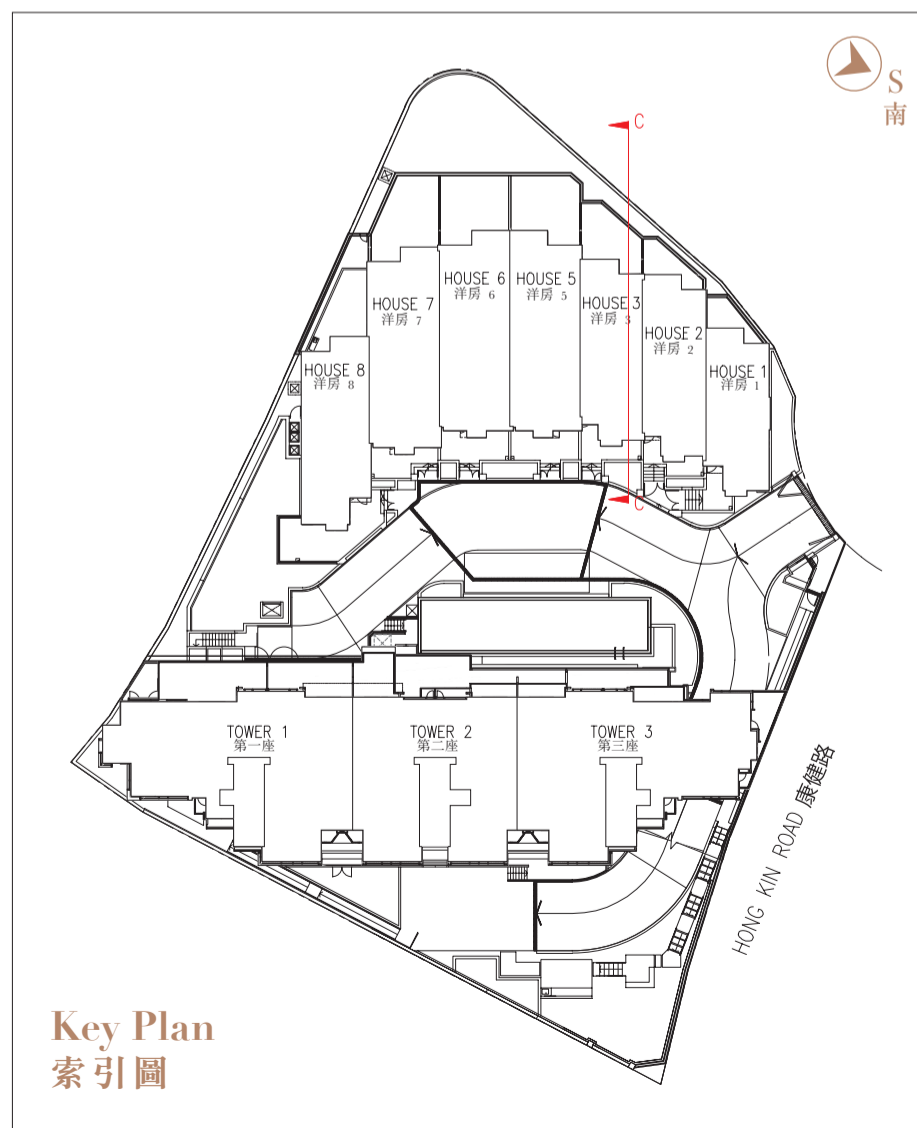
--- 虛線為最低住宅樓層水平

- - - 發展項目的界線

▽ 香港主水平基準以上高度

備註：

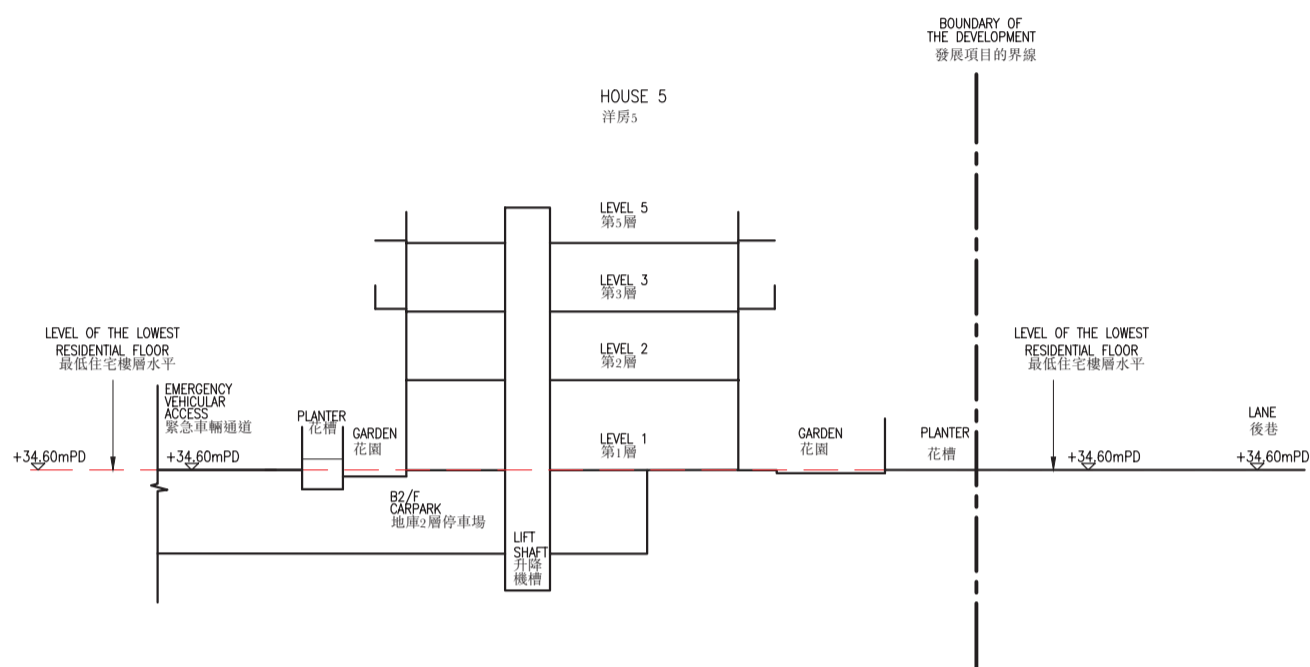
1. 毗連建築物的一段緊急車輛通道為香港主水平基準以上34.60米至35.33米。
2. 毗連建築物的一段後巷為香港主水平基準以上34.79米。



Key Plan
索引圖

CROSS-SECTION PLAN OF BUILDING IN THE DEVELOPMENT 發展項目中的建築物的橫截面圖

Cross-section Plan D 橫截面圖D



--- Dotted line denotes level of the lowest residential floor

- - - Boundary of Development

▽ Denotes height in metres above Hong Kong Principal Datum (HKPD)

Notes :

1. The part of emergency vehicular access adjacent to the building is 34.60 metres above the Hong Kong Principal Datum.
2. The part of lane adjacent to the building is 34.60 metres above the Hong Kong Principal Datum.

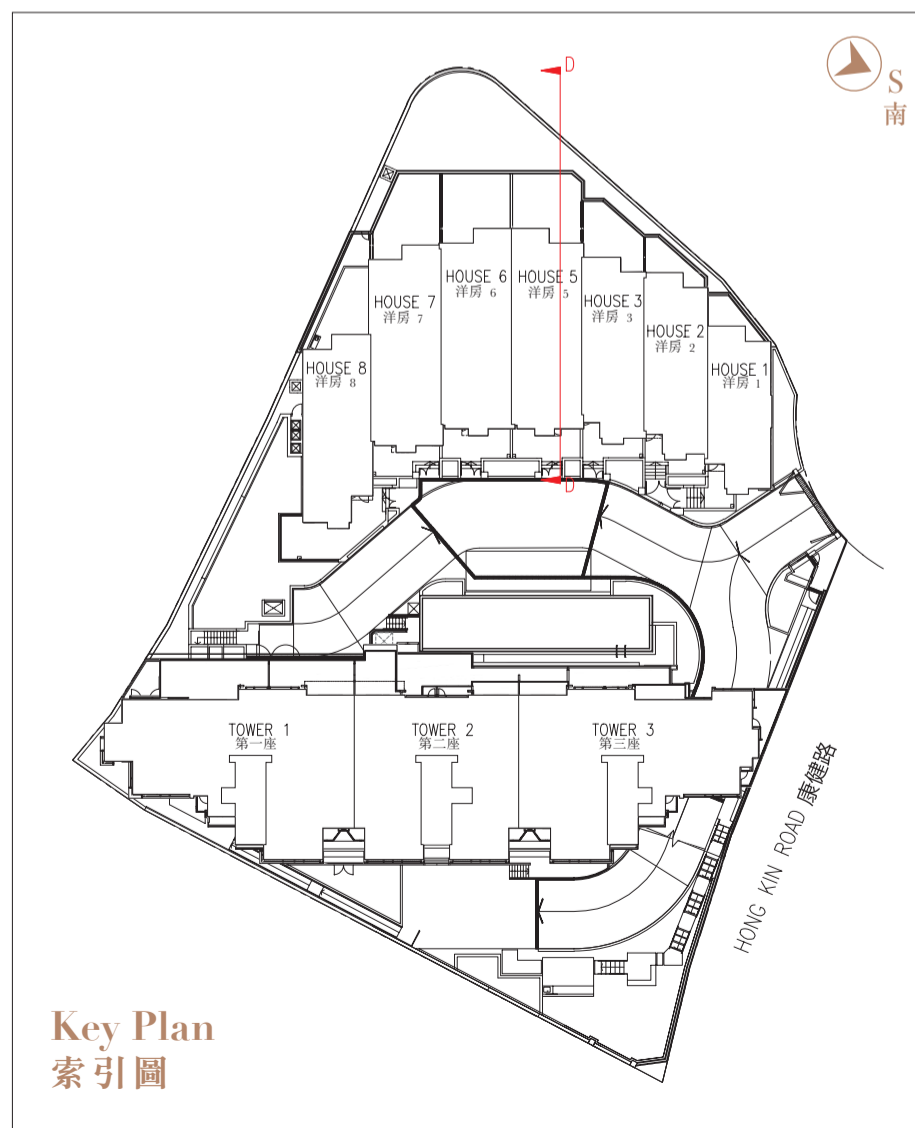
--- 虛線為最低住宅樓層水平

- - - 發展項目的界線

▽ 香港主水平基準以上高度

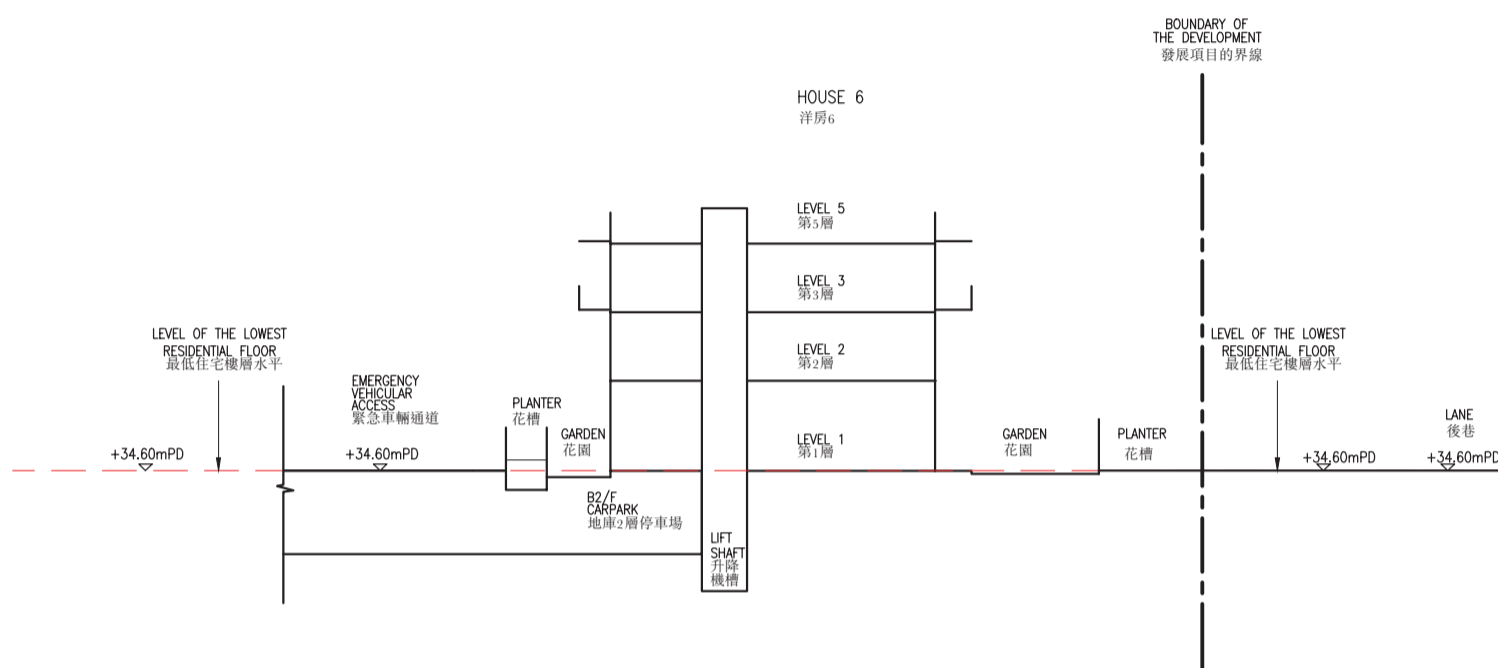
備註：

1. 毗連建築物的一段緊急車輛通道為香港主水平基準以上34.60米。
2. 毗連建築物的一段後巷為香港主水平基準以上34.60米。



CROSS-SECTION PLAN OF BUILDING IN THE DEVELOPMENT 發展項目中的建築物的橫截面圖

Cross-section Plan E 橫截面圖E



- · — · — · Dotted line denotes level of the lowest residential floor
- - - - - Boundary of Development
- ▽ Denotes height in metres above Hong Kong Principal Datum (HKPD)

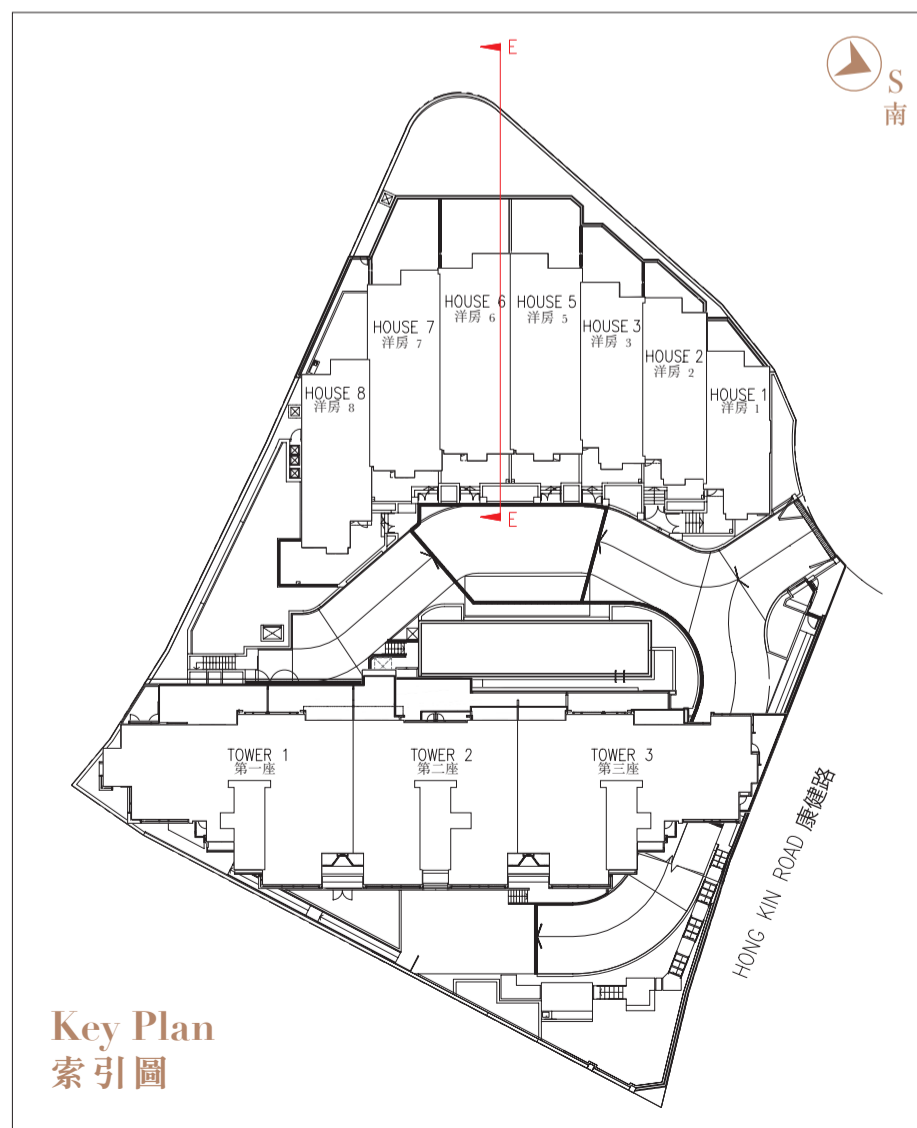
Notes :

1. The part of emergency vehicular access adjacent to the building is 34.60 metres above the Hong Kong Principal Datum.
2. The part of lane adjacent to the building is 34.60 metres above the Hong Kong Principal Datum.

- · — · — · 虛線為最低住宅樓層水平
- - - - - 發展項目的界線
- ▽ 香港主水平基準以上高度

備註：

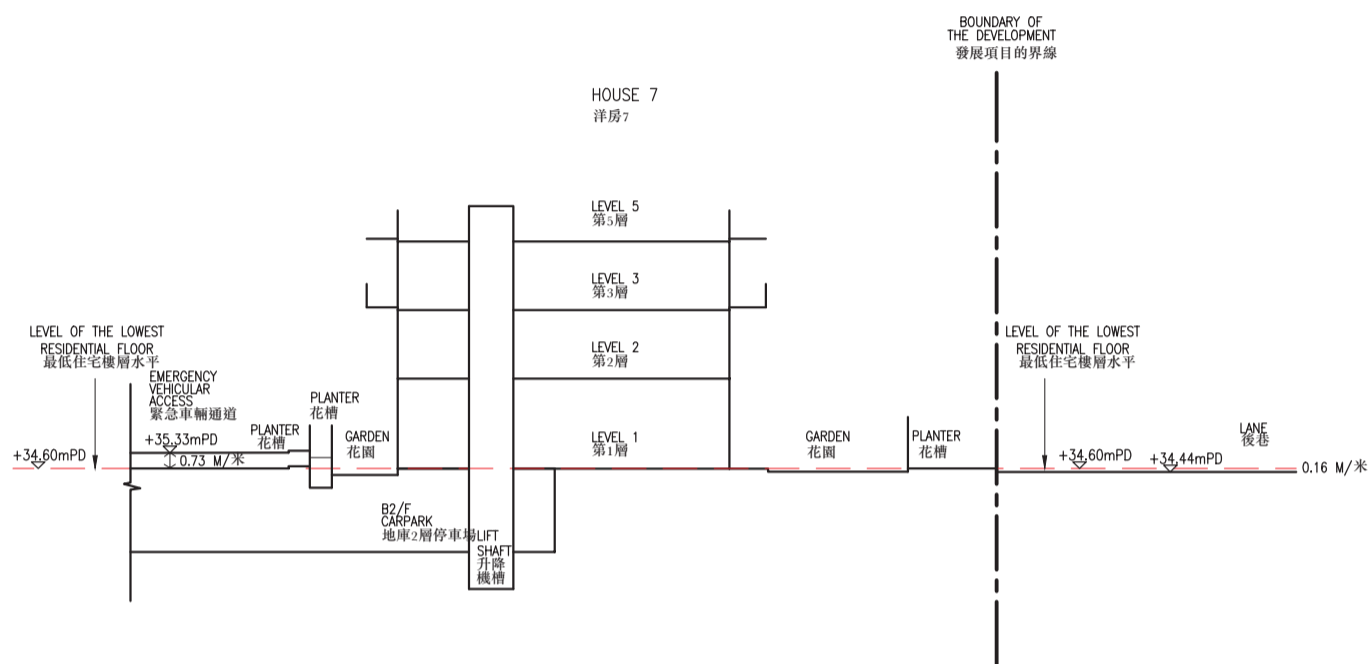
1. 毗連建築物的一段緊急車輛通道為香港主水平基準以上34.60米。
2. 毗連建築物的一段後巷為香港主水平基準以上34.60米。



Key Plan
索引圖

CROSS-SECTION PLAN OF BUILDING IN THE DEVELOPMENT 發展項目中的建築物的橫截面圖

Cross-section Plan F 橫截面圖F



- · — · — · Dotted line denotes level of the lowest residential floor
- - - - - Boundary of Development
- ▽ Denotes height in metres above Hong Kong Principal Datum (HKPD)

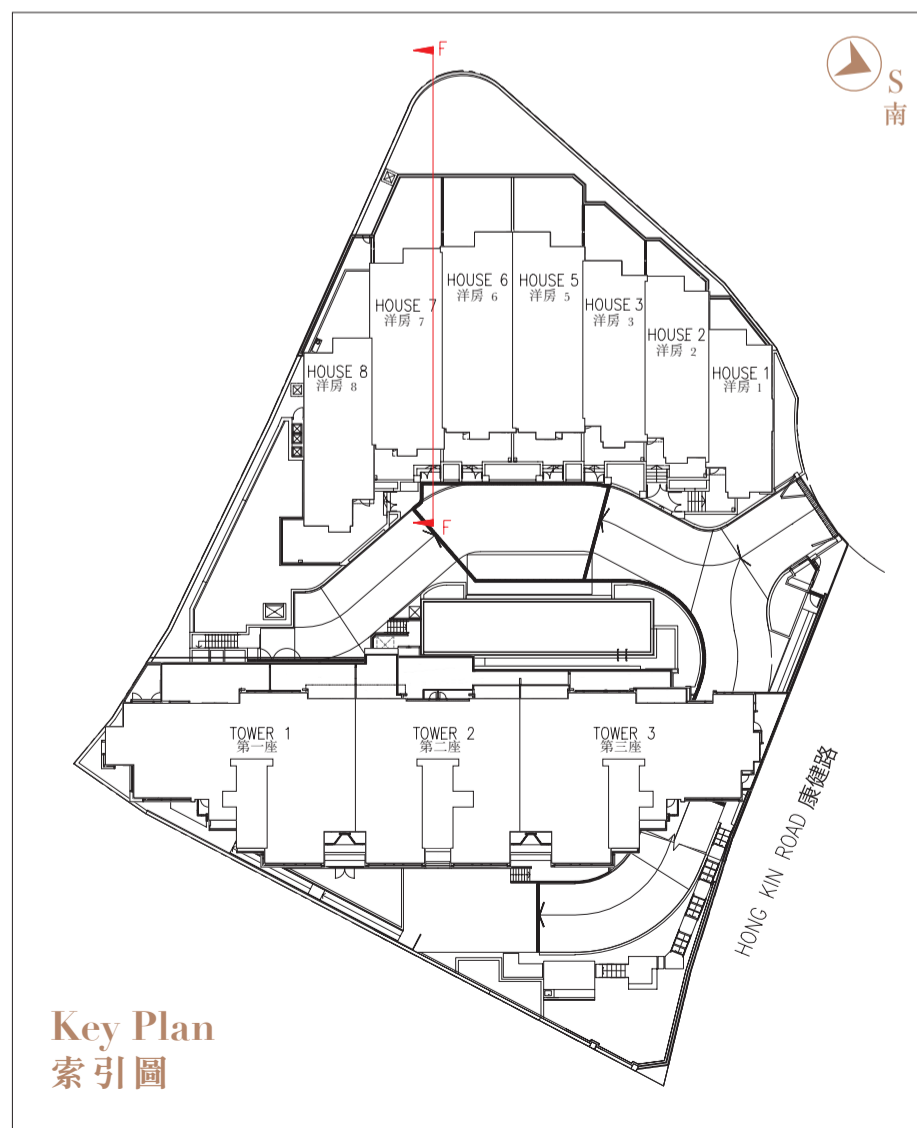
Notes :

1. The part of emergency vehicular access adjacent to the building is 34.60 metres to 35.33 metres above the Hong Kong Principal Datum.
2. The part of lane adjacent to the building is 34.44 metres above the Hong Kong Principal Datum.

- · — · — · 虛線為最低住宅樓層水平
- - - - - 發展項目的界線
- ▽ 香港主水平基準以上高度

備註：

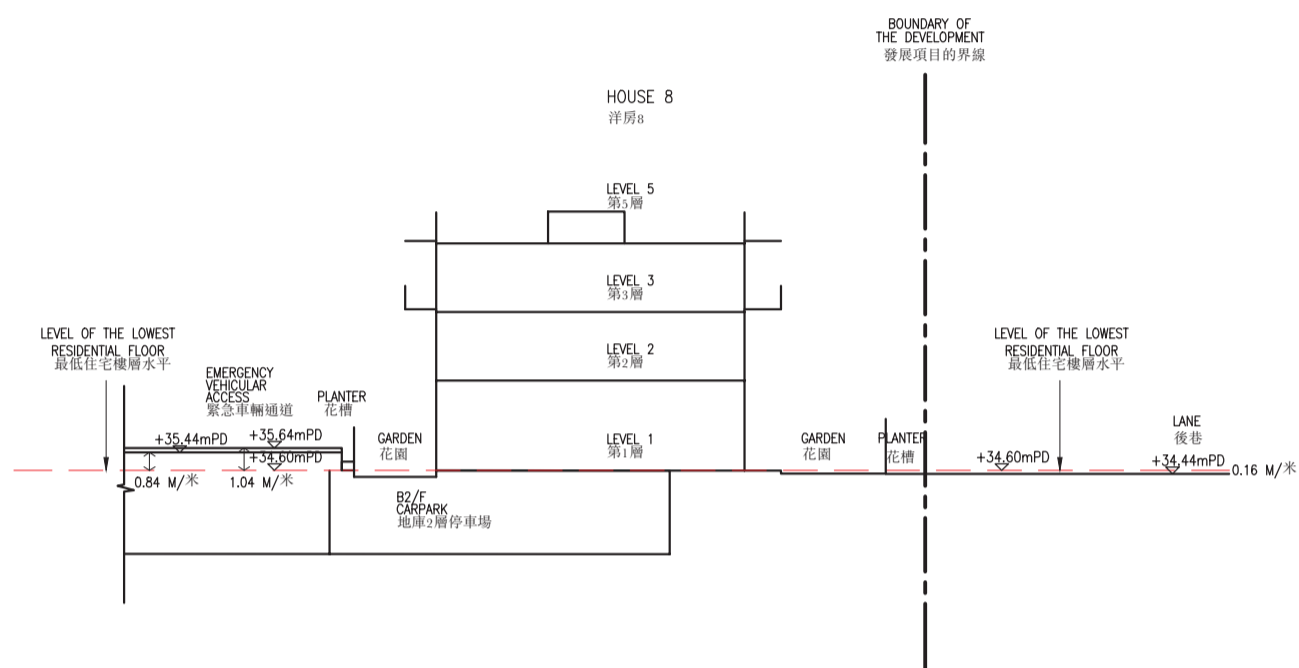
1. 毗連建築物的一段緊急車輛通道為香港主水平基準以上34.60米至35.33米。
2. 毗連建築物的一段後巷為香港主水平基準以上34.44米。



Key Plan
索引圖

CROSS-SECTION PLAN OF BUILDING IN THE DEVELOPMENT 發展項目中的建築物的橫截面圖

Cross-section Plan G 橫截面圖G



--- Dotted line denotes level of the lowest residential floor

- - - Boundary of Development

▽ Denotes height in metres above Hong Kong Principal Datum (HKPD)

Notes :

1. The part of emergency vehicular access adjacent to the building is 35.44 metres to 35.64 metres above the Hong Kong Principal Datum.
2. The part of lane adjacent to the building is 34.44 metres above the Hong Kong Principal Datum.

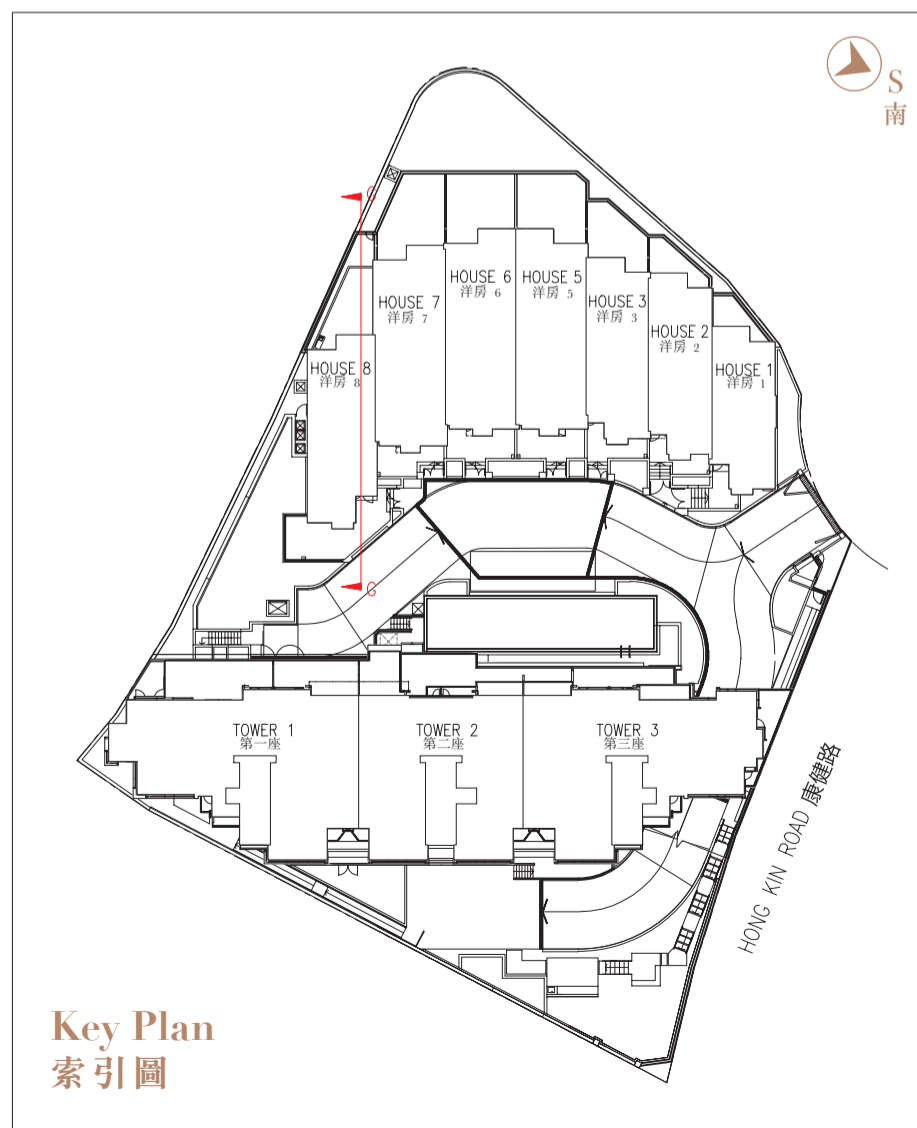
--- 虛線為最低住宅樓層水平

- - - 發展項目的界線

▽ 香港主水平基準以上高度

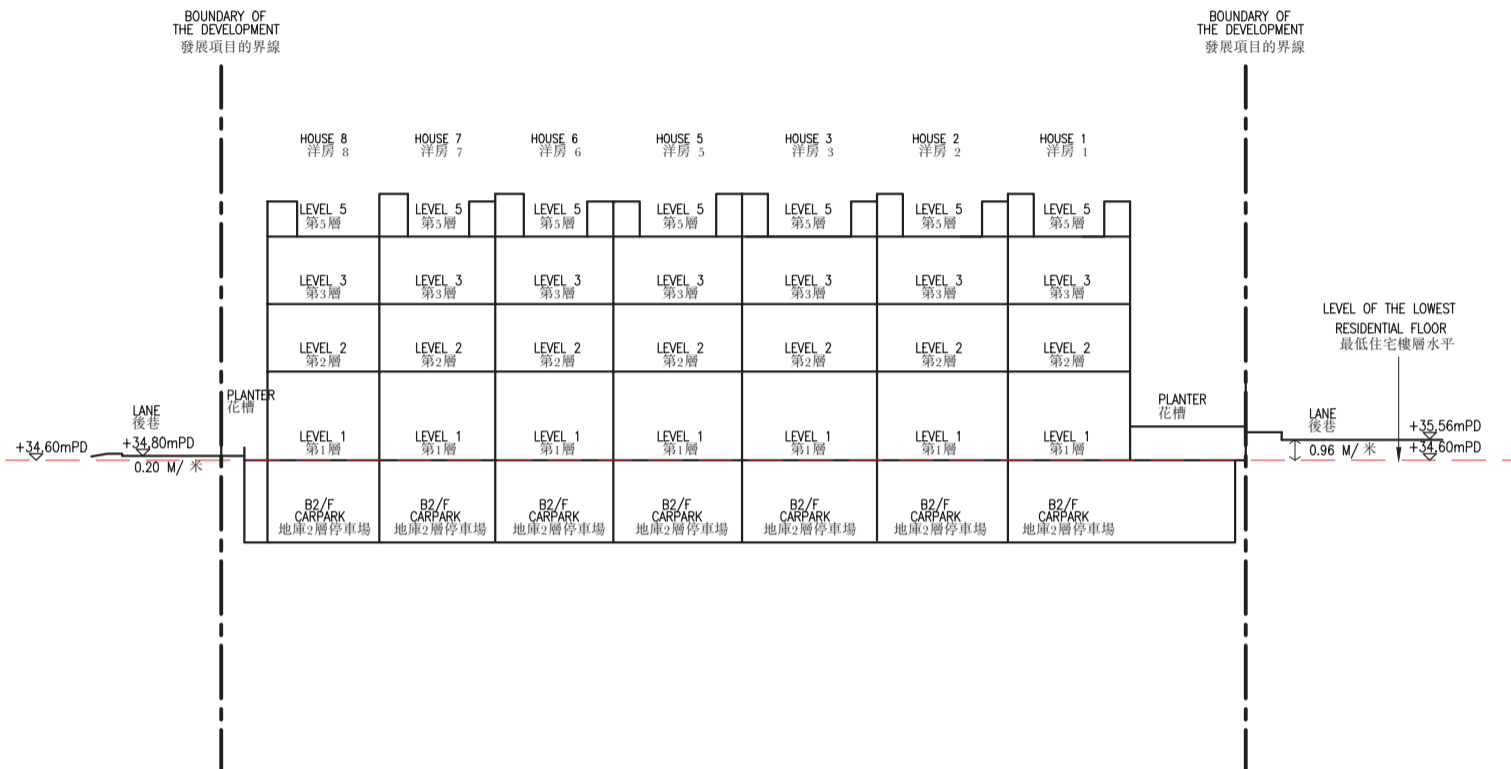
備註：

1. 毗連建築物的一段緊急車輛通道為香港主水平基準以上35.44米至35.64米。
2. 毗連建築物的一段後巷為香港主水平基準以上34.44米。



CROSS-SECTION PLAN OF BUILDING IN THE DEVELOPMENT 發展項目中的建築物的橫截面圖

Cross-section Plan H 橫截面圖H



- · — · — · — Dotted line denotes level of the lowest residential floor
- — — — — Boundary of Development
- ▽ Denotes height in metres above Hong Kong Principal Datum (HKPD)

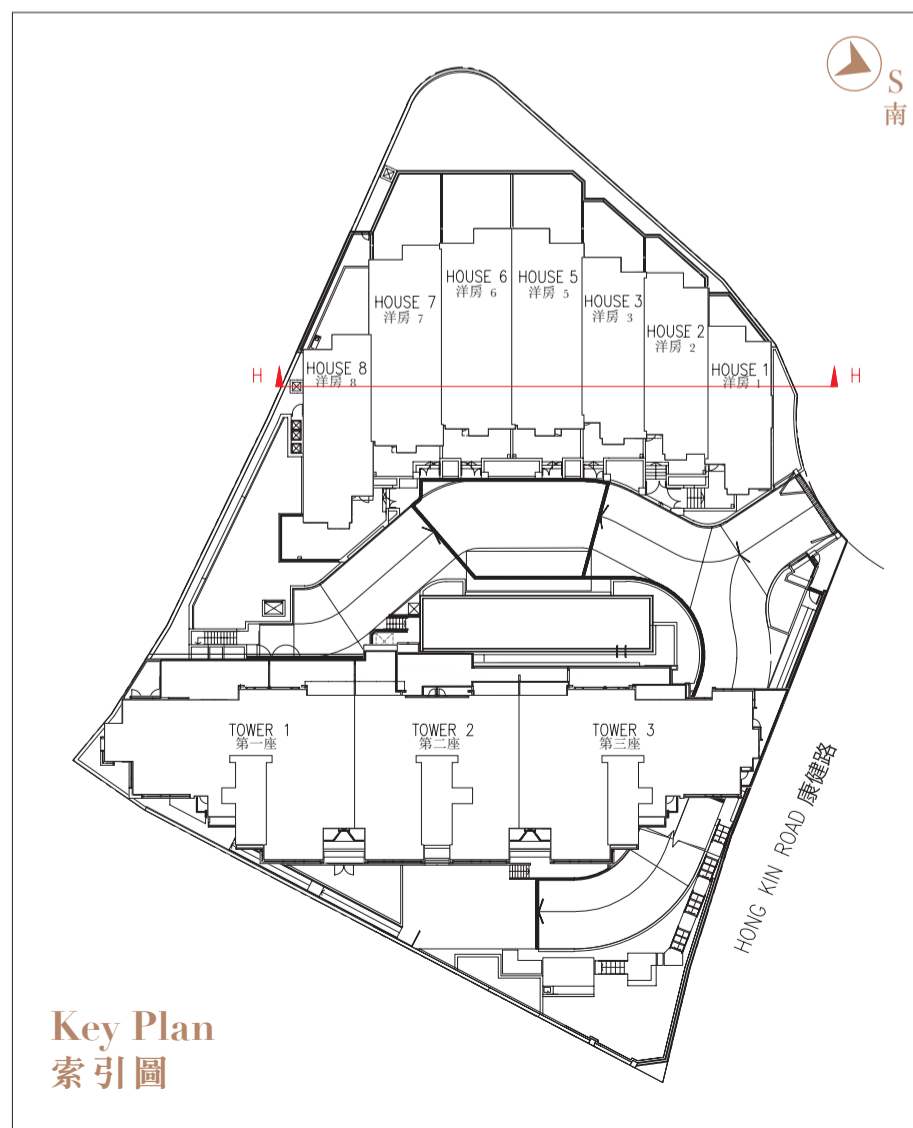
Notes :

1. The part of lane adjacent to the building is 34.80 metres above the Hong Kong Principal Datum.
2. The part of lane adjacent to the building is 35.56 metres above the Hong Kong Principal Datum.

- · — · — · — 虛線為最低住宅樓層水平
- — — — — 發展項目的界線
- ▽ 香港主水平基準以上高度

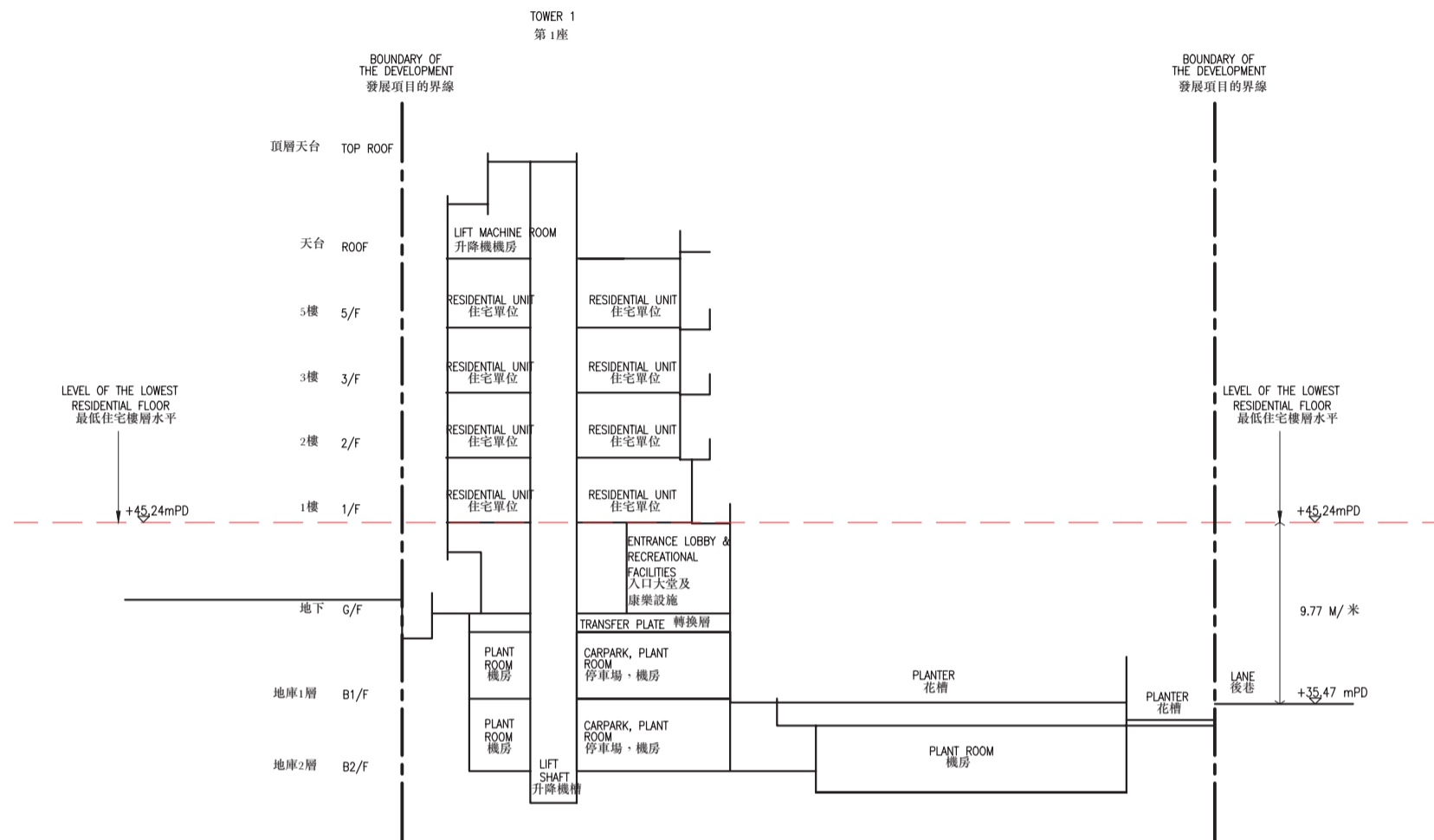
備註 :

1. 毗連建築物的一段後巷為香港主水平基準以上34.80米。
2. 毗連建築物的一段後巷為香港主水平基準以上35.56米。



CROSS-SECTION PLAN OF BUILDING IN THE DEVELOPMENT 發展項目中的建築物的橫截面圖

Cross-section Plan J 橫截面圖J



--- Dotted line denotes level of the lowest residential floor

- - - Boundary of Development

▽ Denotes height in metres above Hong Kong Principal Datum (HKPD)

Notes :

- The part of lane adjacent to the building is 35.47 metres above the Hong Kong Principal Datum.

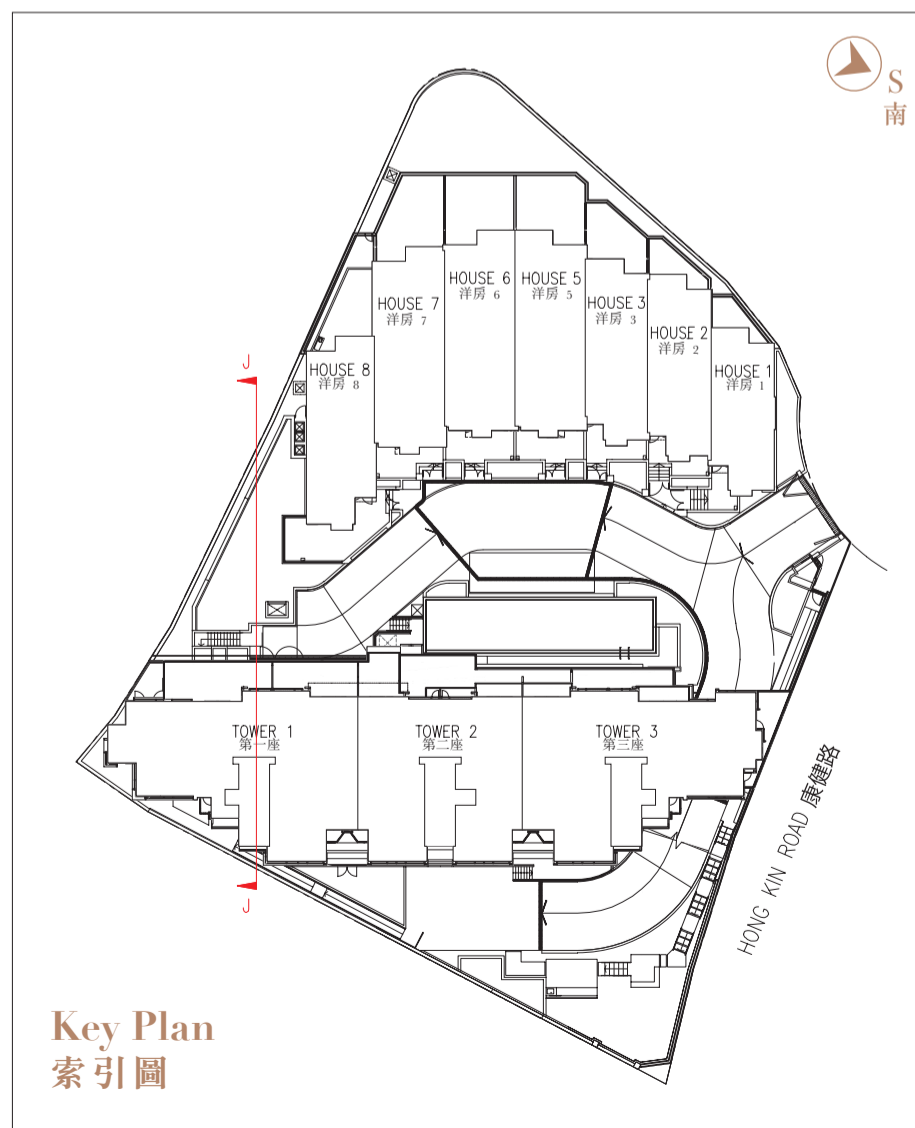
--- 虛線為最低住宅樓層水平

- - - 發展項目的界線

▽ 香港主水平基準以上高度

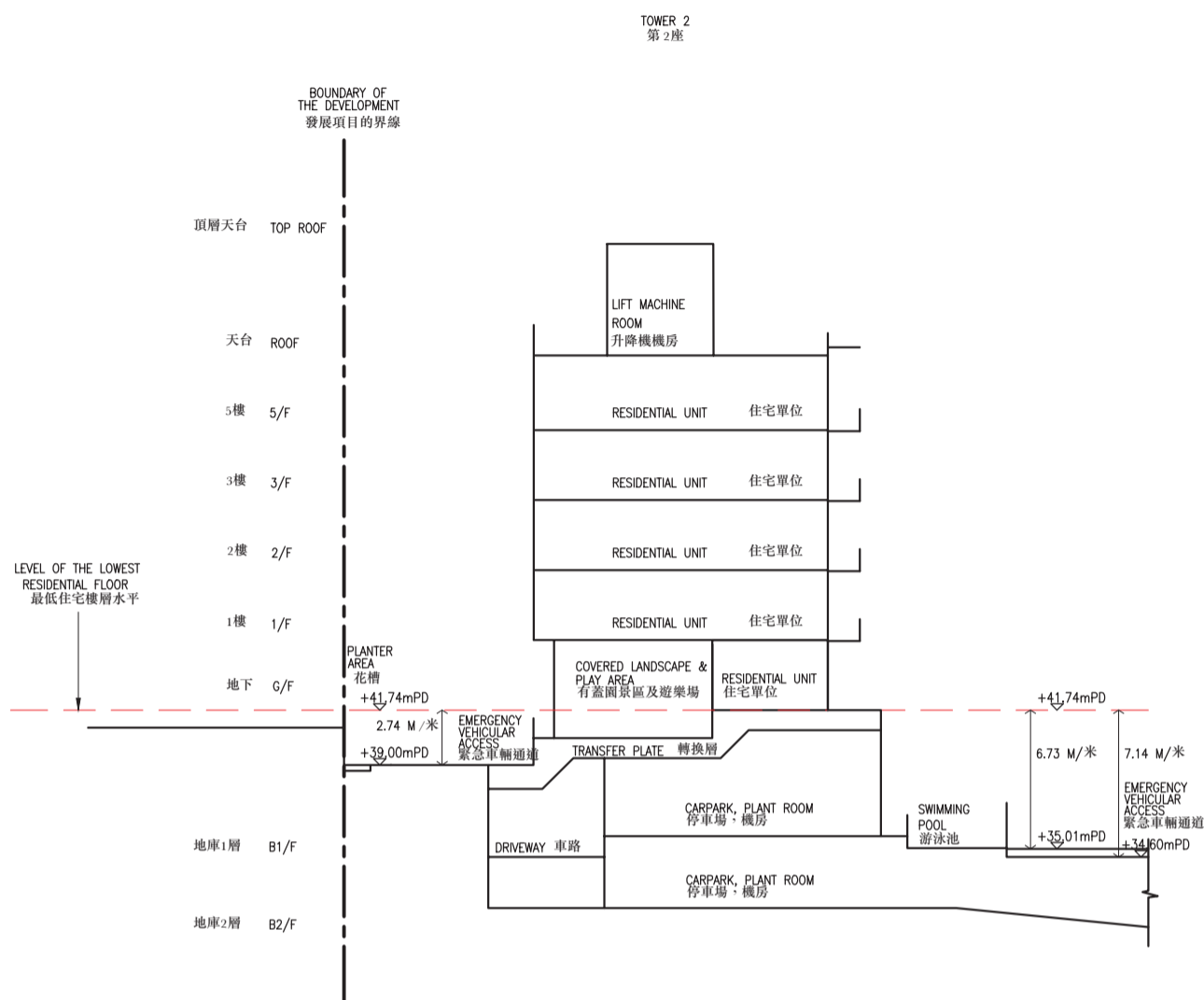
備註：

- 毗連建築物的一段後巷為香港主水平基準以上35.47米。



CROSS-SECTION PLAN OF BUILDING IN THE DEVELOPMENT 發展項目中的建築物的橫截面圖

Cross-section Plan K 橫截面圖K



--- Dotted line denotes level of the lowest residential floor

- - - Boundary of Development

▽ Denotes height in metres above Hong Kong Principal Datum (HKPD)

Notes :

1. The part of emergency vehicular access adjacent to the building is 34.60 metres to 35.01 metres above the Hong Kong Principal Datum.
2. The part of emergency vehicular access adjacent to the building is 39.00 metres above the Hong Kong Principal Datum.

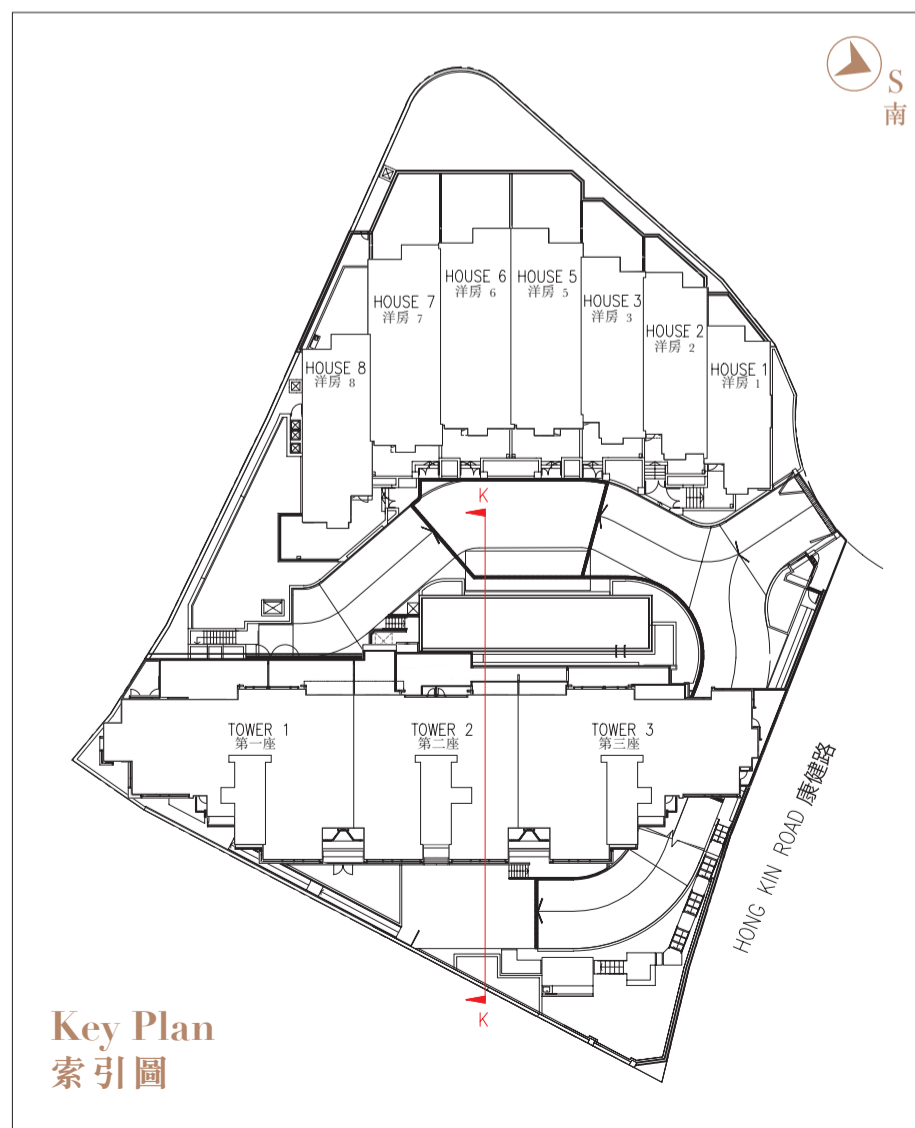
--- 虛線為最低住宅樓層水平

- - - 發展項目的界線

▽ 香港主水平基準以上高度

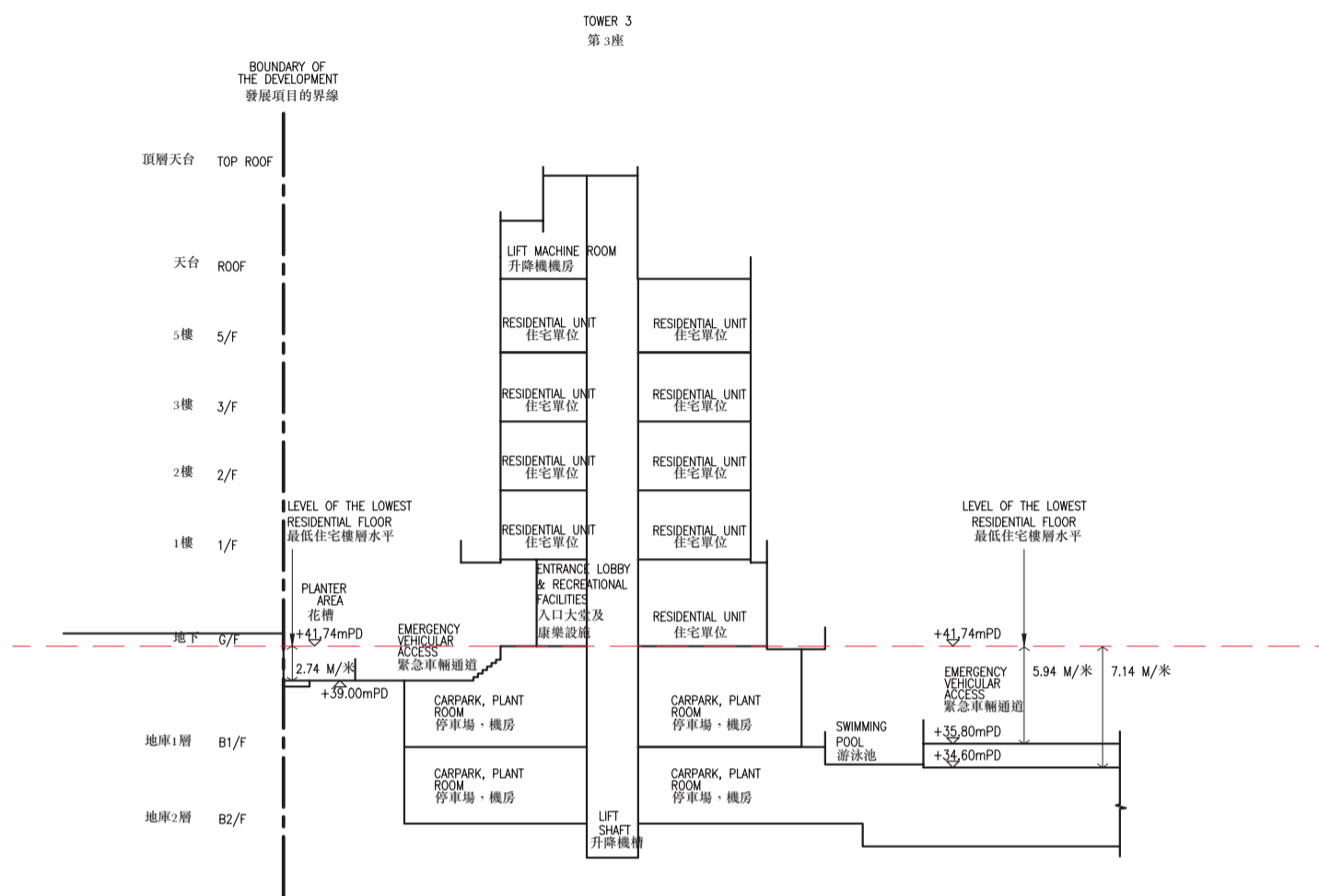
備註：

1. 毗連建築物的一段緊急車輛通道為香港主水平基準以上34.60米至35.01米。
2. 毗連建築物的一段緊急車輛通道為香港主水平基準以上39.00米。



CROSS-SECTION PLAN OF BUILDING IN THE DEVELOPMENT 發展項目中的建築物的橫截面圖

Cross-section Plan L 橫截面圖L



--- Dotted line denotes level of the lowest residential floor

- - - Boundary of Development

▽ Denotes height in metres above Hong Kong Principal Datum (HKPD)

Notes :

1. The part of emergency vehicular access adjacent to the building is 34.60 metres to 35.80 metres above the Hong Kong Principal Datum.
2. The part of emergency vehicular access adjacent to the building is 39.00 metres above the Hong Kong Principal Datum.

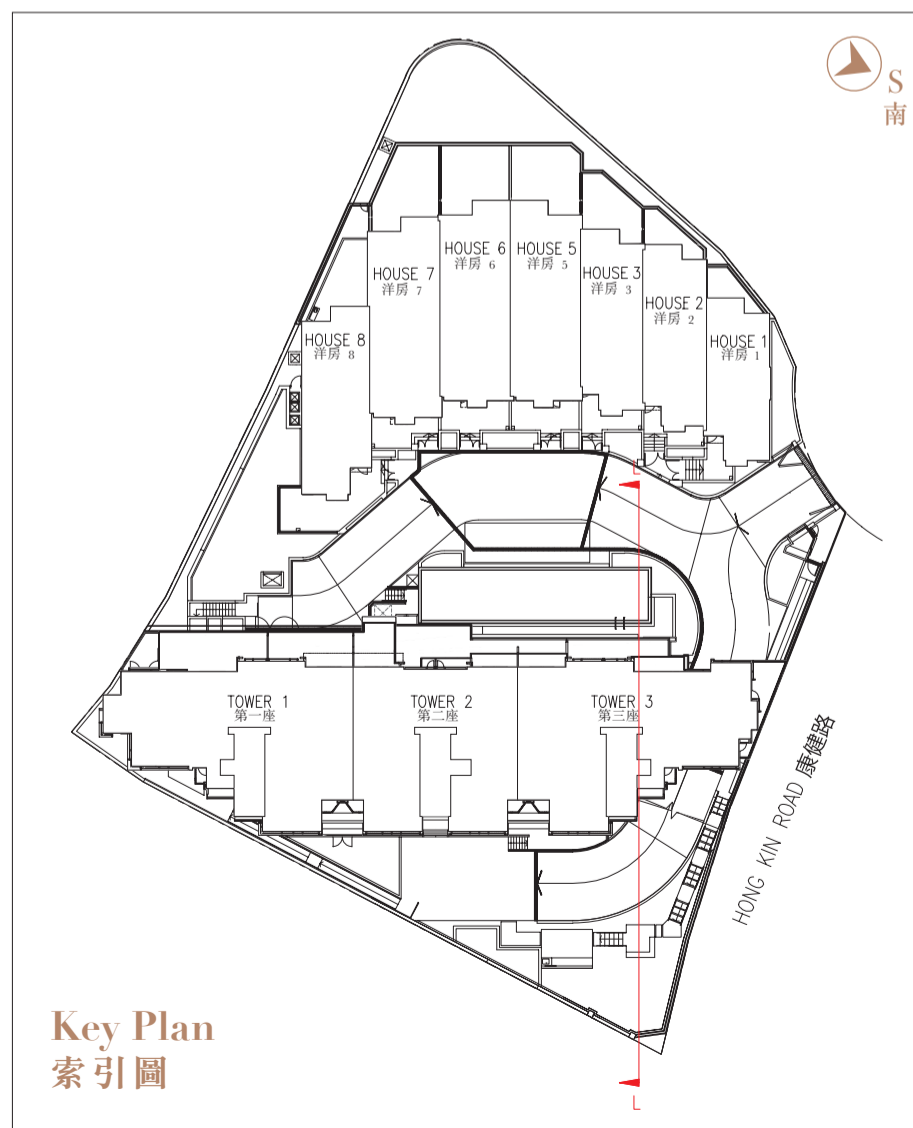
--- 虛線為最低住宅樓層水平

- - - 發展項目的界線

▽ 香港主水平基準以上高度

備註：

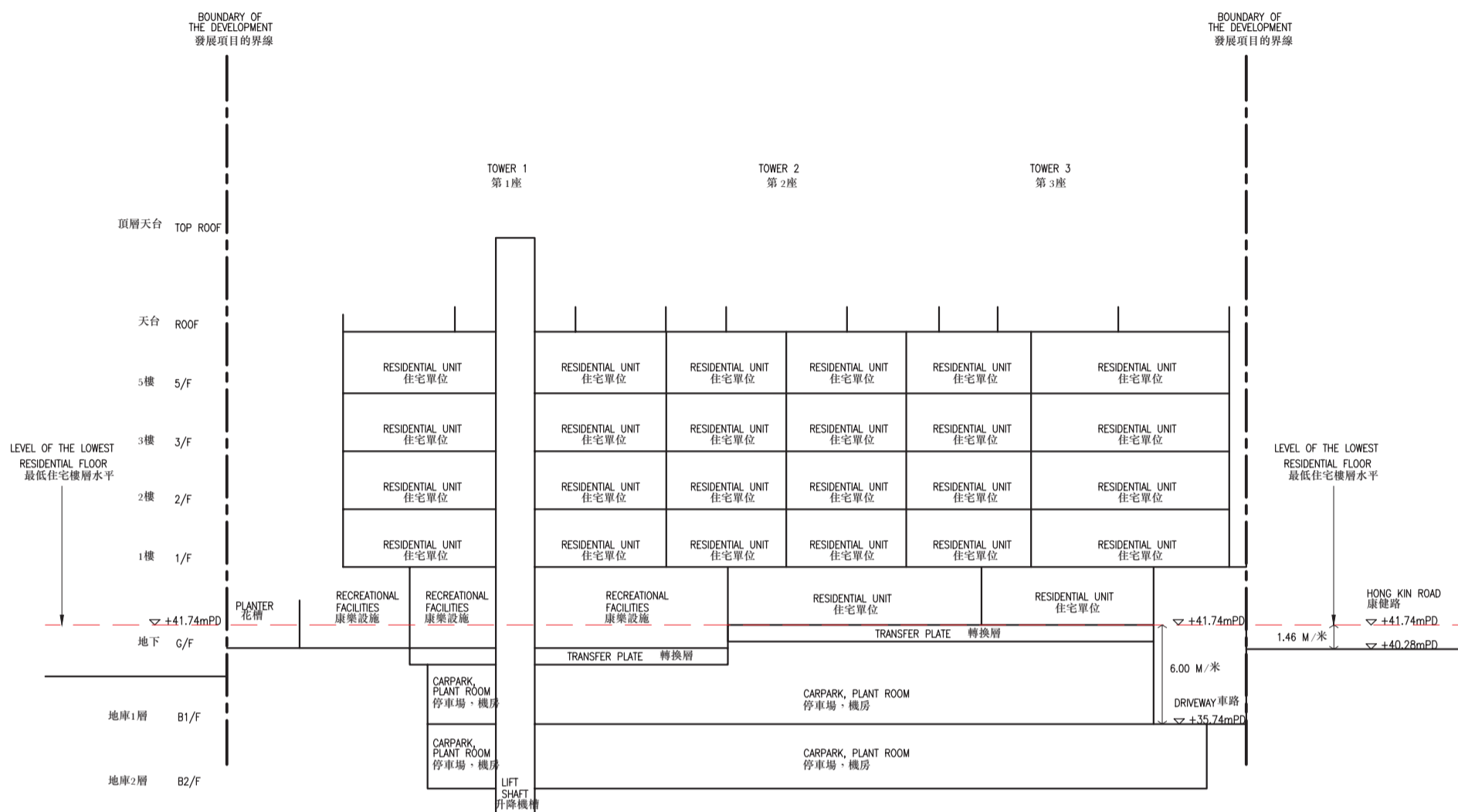
1. 毗連建築物的一段緊急車輛通道為香港主水平基準以上34.60米至35.80米。
2. 毗連建築物的一段緊急車輛通道為香港主水平基準以上39.00米。



Key Plan
索引圖

CROSS-SECTION PLAN OF BUILDING IN THE DEVELOPMENT 發展項目中的建築物的橫截面圖

Cross-section Plan M 橫截面圖M



- Dotted line denotes level of the lowest residential floor
- - - Boundary of Development
- ▽ Denotes height in metres above Hong Kong Principal Datum (HKPD)

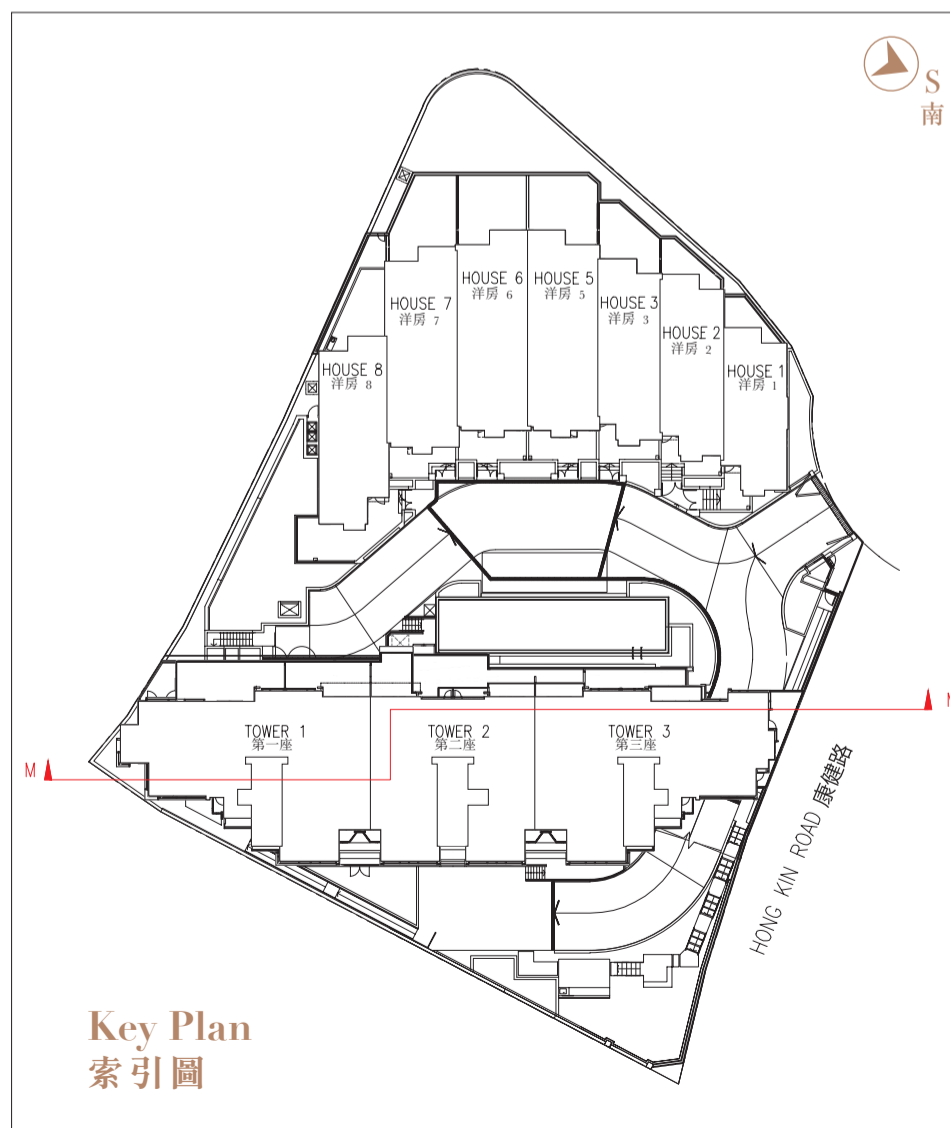
Notes :

- The part of Hong Kin Road adjacent to the building is 40.28 metres above the Hong Kong Principal Datum.

- 虛線為最低住宅樓層水平
- - - 發展項目的界線
- ▽ 香港主水平基準以上高度

備註：

- 毗連建築物的一段康健路為香港主水平基準以上40.28米。



ELEVATION PLAN 立面圖

ELEVATION 1 立面圖1

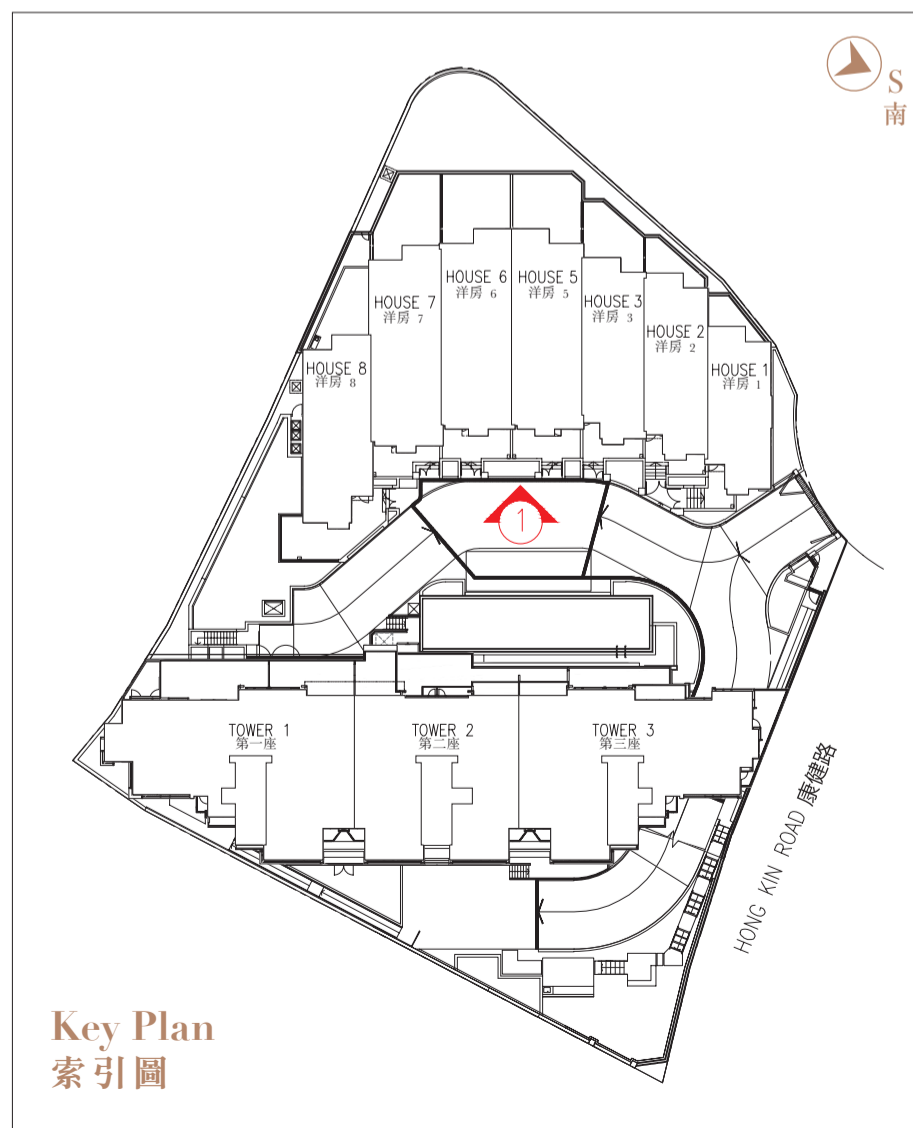


The Authorized Person for the Development certified that the elevations shown on this Elevation Plan:

1. are prepared on the basis of the approved building plans for the Development as of 24 December 2019; and
2. are in general accordance with the outward appearance of the Development.

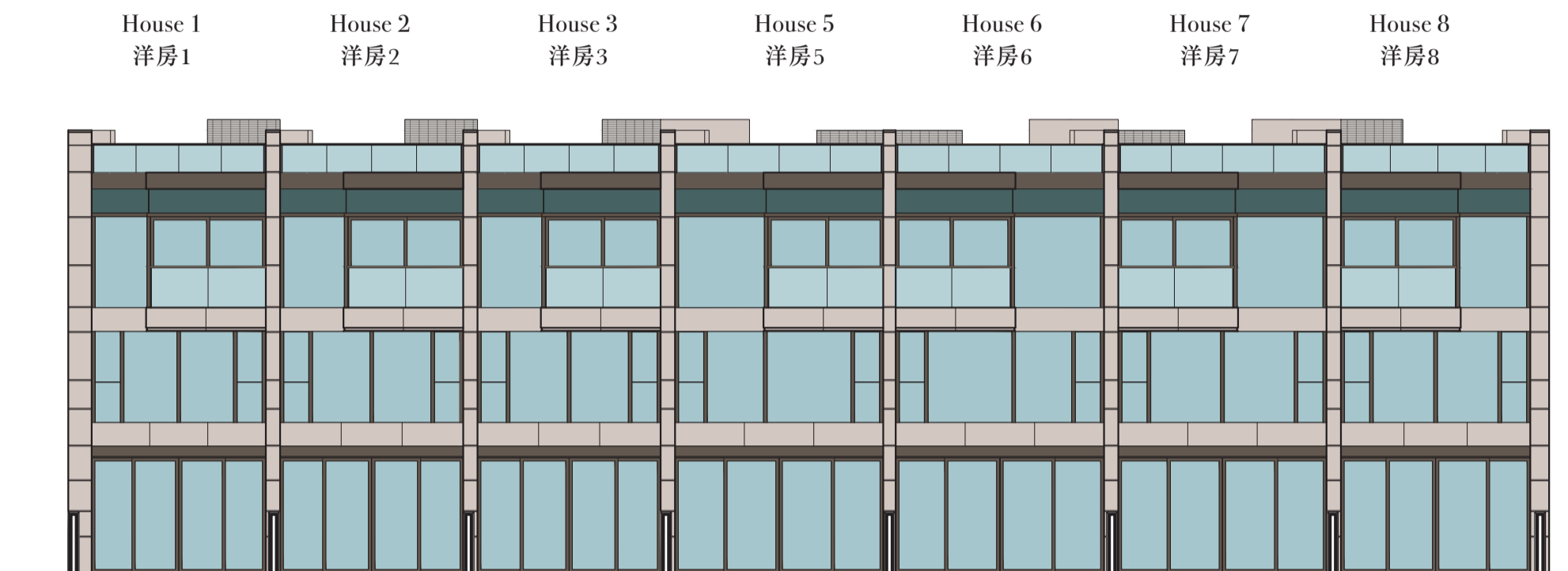
發展項目的認可人士證明本立面圖所顯示的立面：

1. 以2019年12月24日的情況為準的發展項目的經批准的建築圖則為基礎擬備；及
2. 大致上與發展項目的外觀一致。



ELEVATION PLAN 立面圖

ELEVATION 2 立面圖2

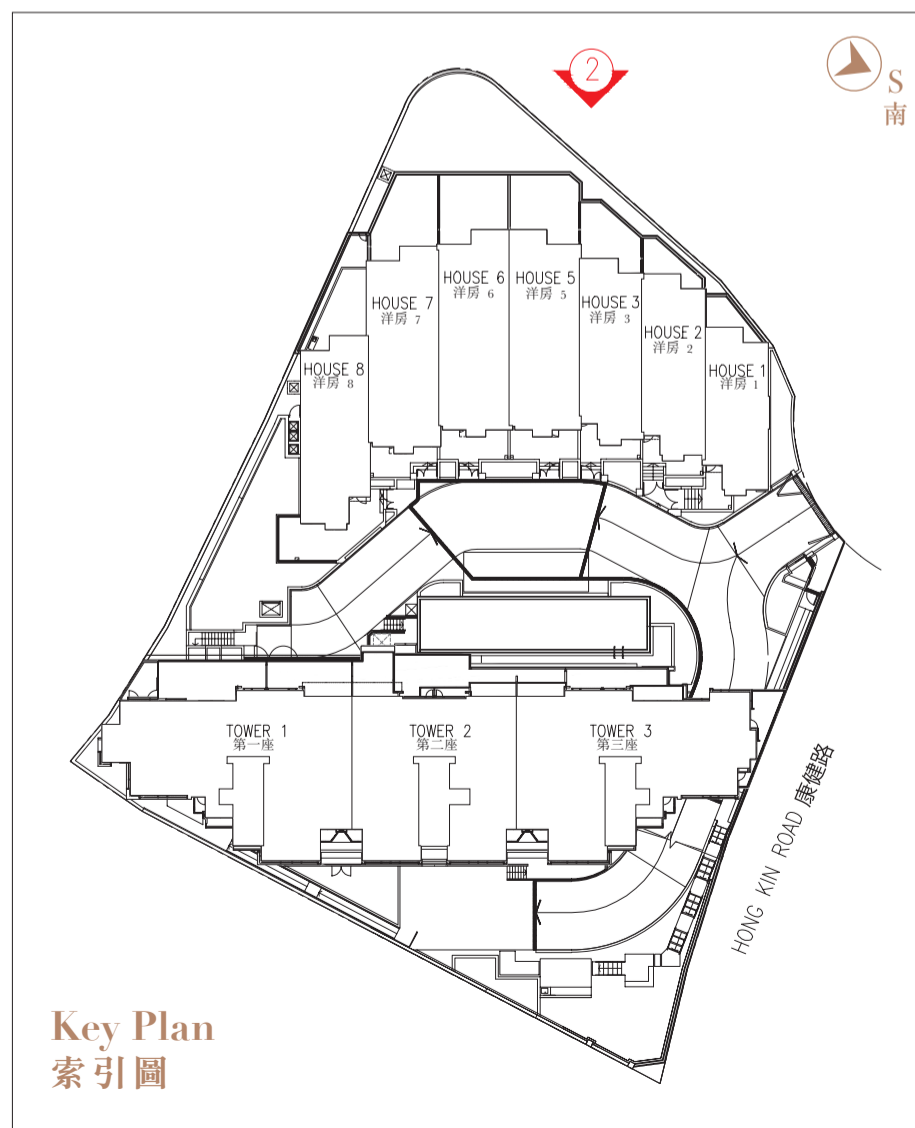


The Authorized Person for the Development certified that the elevations shown on this Elevation Plan:

1. are prepared on the basis of the approved building plans for the Development as of 24 December 2019; and
2. are in general accordance with the outward appearance of the Development.

發展項目的認可人士證明本立面圖所顯示的立面：

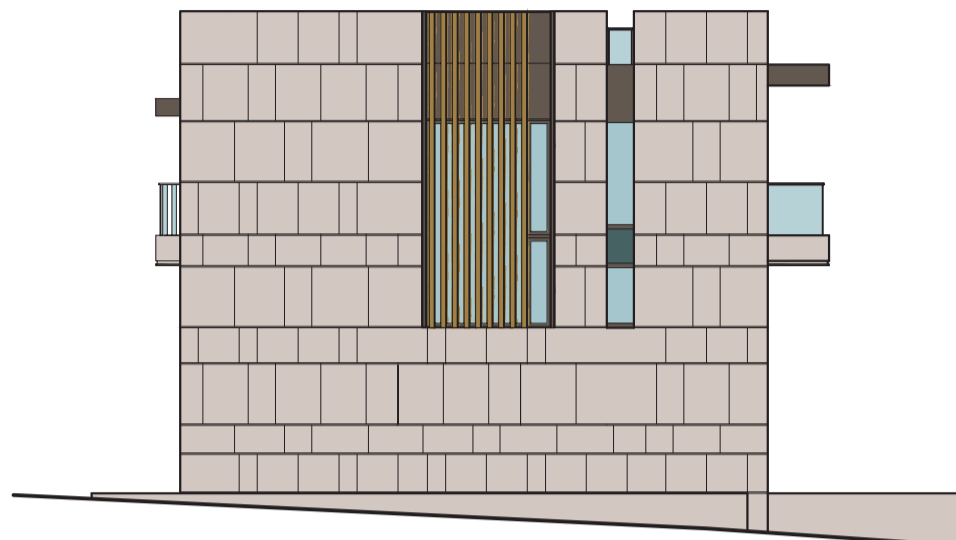
1. 以2019年12月24日的情況為準的發展項目的經批准的建築圖則為基礎擬備；及
2. 大致上與發展項目的外觀一致。



ELEVATION PLAN 立面圖

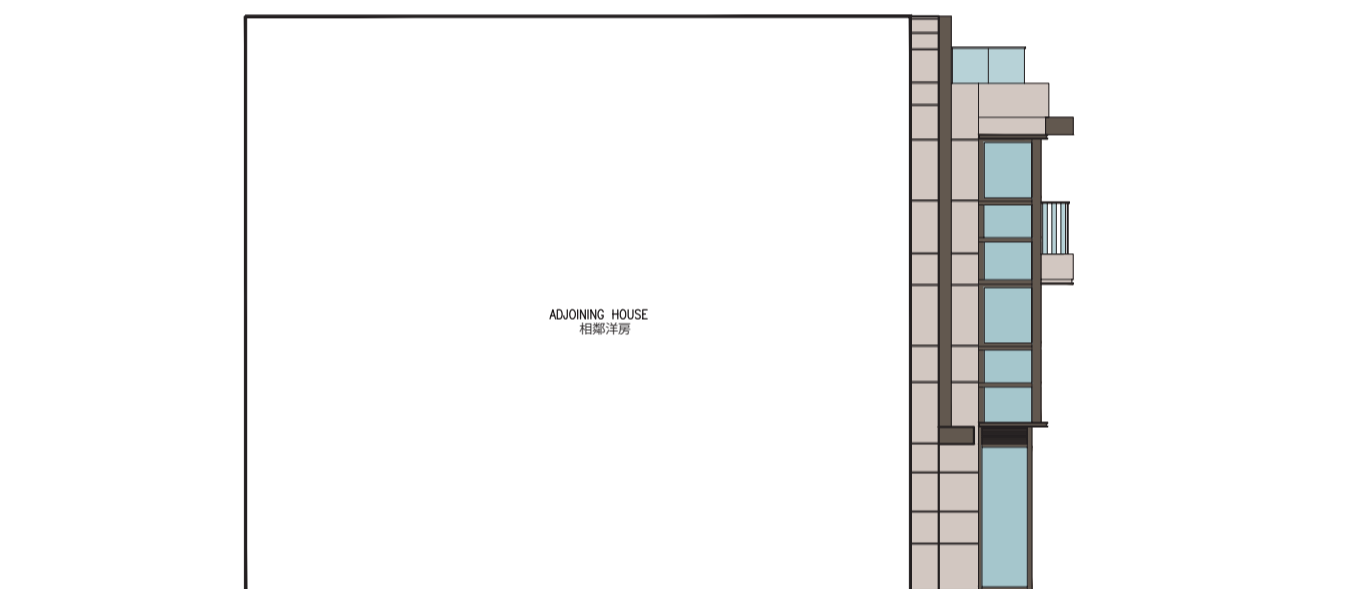
ELEVATION 3 立面圖3

House 1
洋房1



ELEVATION 4 立面圖4

House 1
洋房1

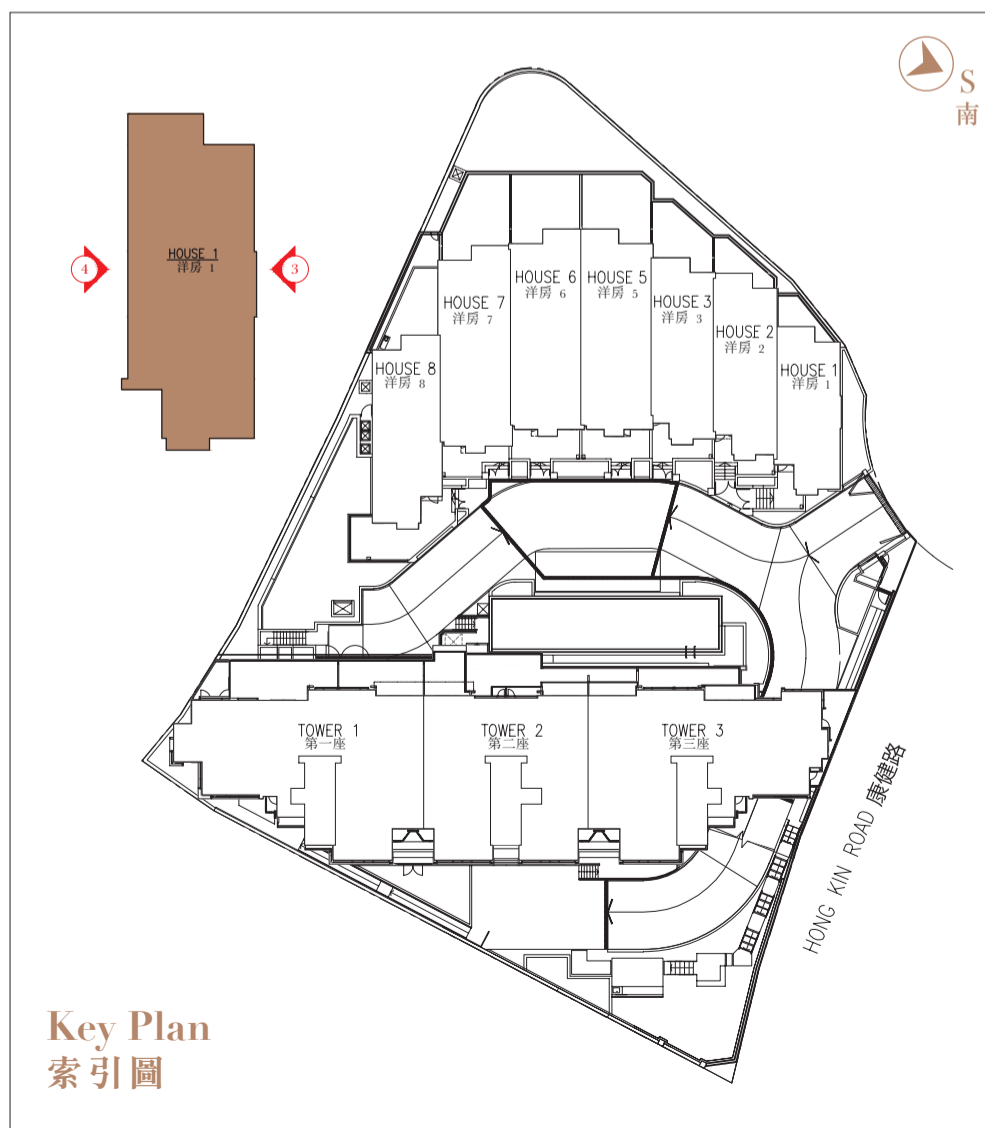


The Authorized Person for the Development certified that the elevations shown on this Elevation Plan:

1. are prepared on the basis of the approved building plans for the Development as of 24 December 2019; and
2. are in general accordance with the outward appearance of the Development.

發展項目的認可人士證明本立面圖所顯示的立面：

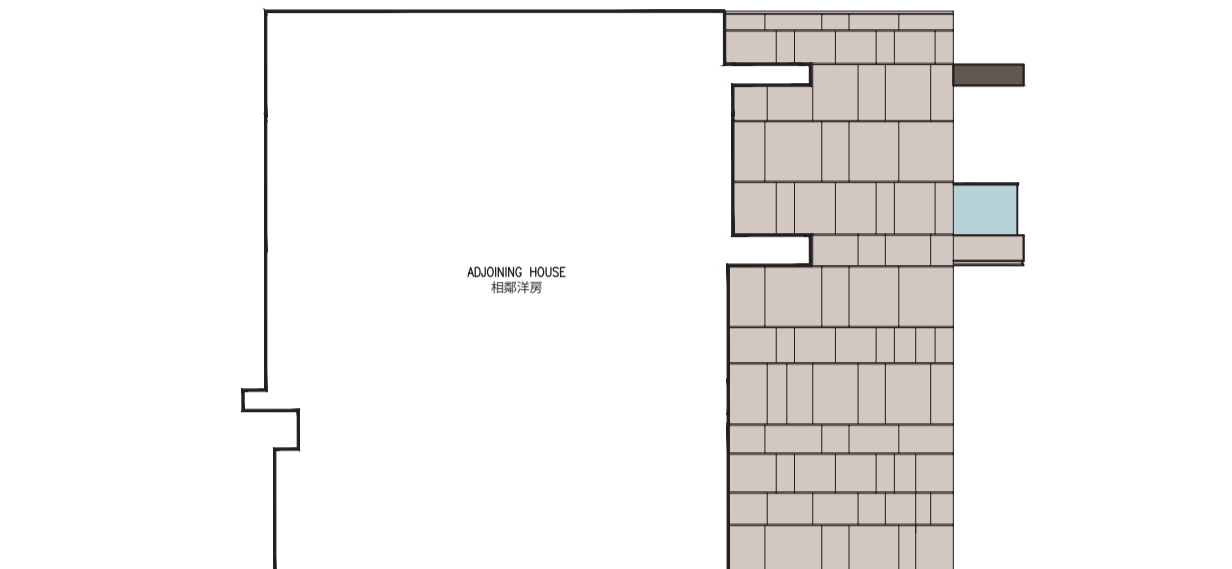
1. 以2019年12月24日的情況為準的發展項目的經批准的建築圖則為基礎擬備；及
2. 大致上與發展項目的外觀一致。



ELEVATION PLAN 立面圖


ELEVATION 5 立面圖5

House 2
洋房2



ELEVATION 6 立面圖6

House 2
洋房2

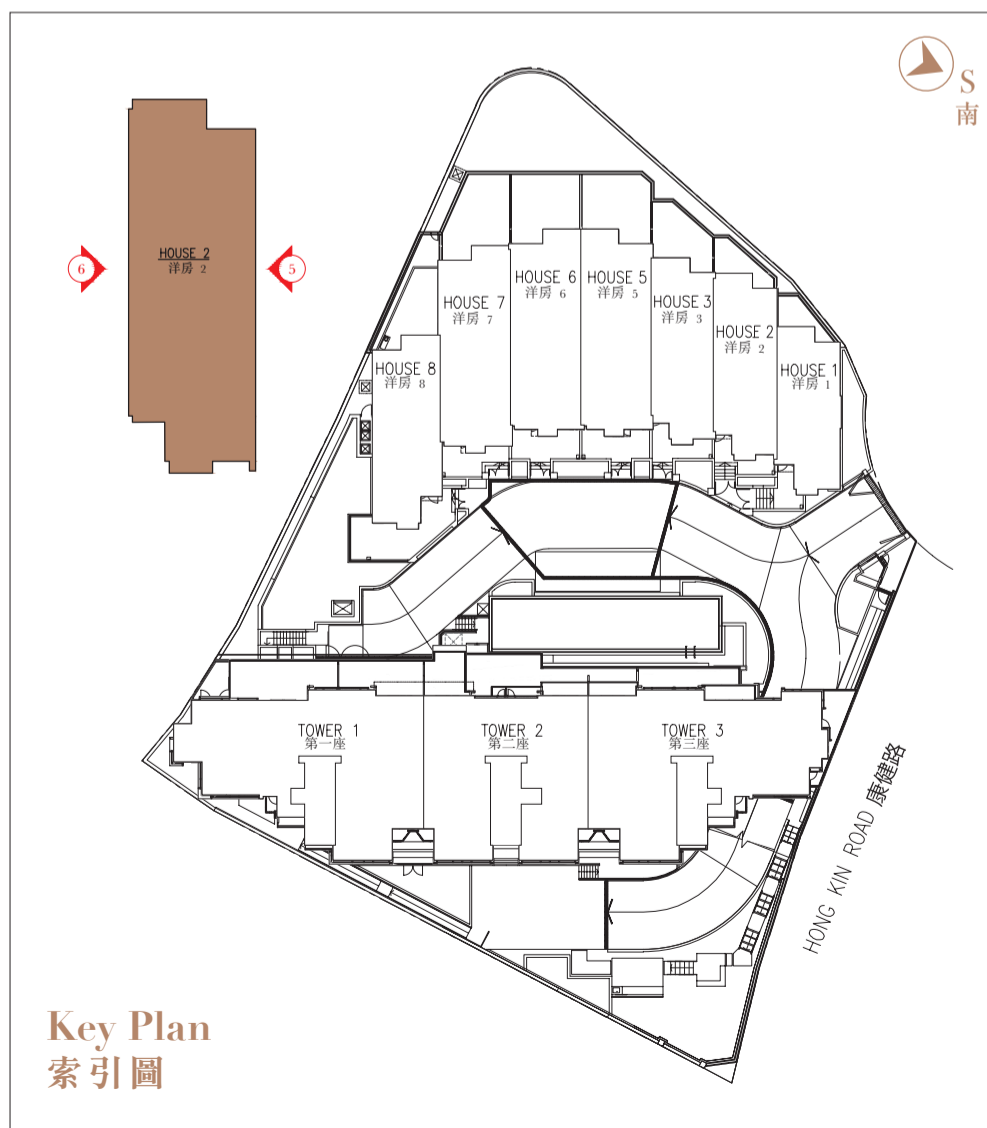


The Authorized Person for the Development certified that the elevations shown on this Elevation Plan:

1. are prepared on the basis of the approved building plans for the Development as of 24 December 2019; and
2. are in general accordance with the outward appearance of the Development.

發展項目的認可人士證明本立面圖所顯示的立面：

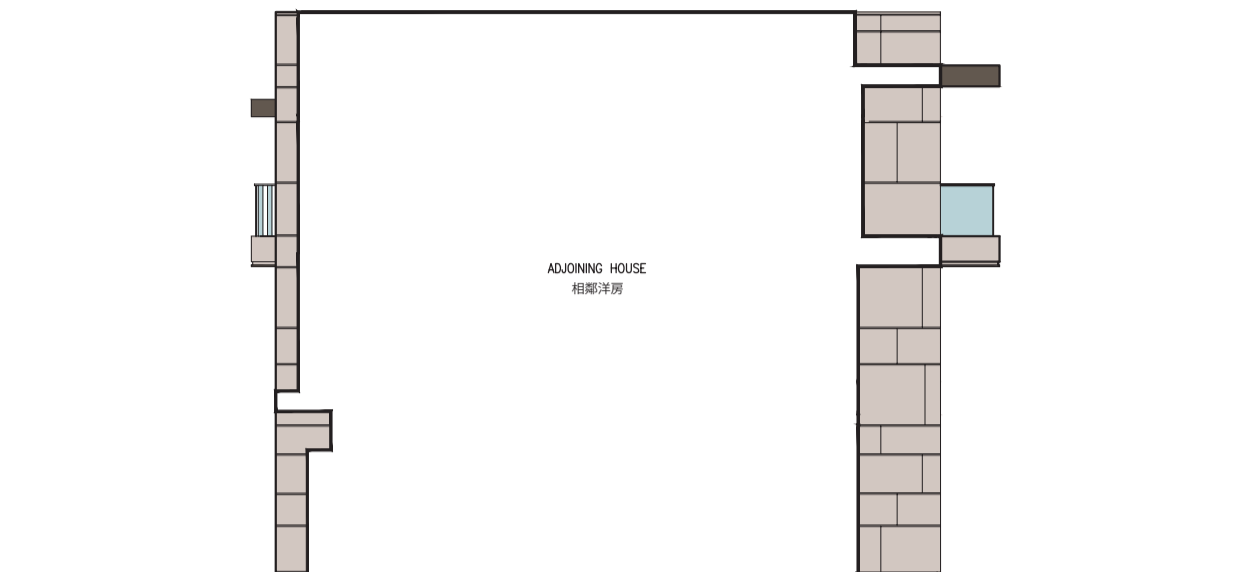
1. 以2019年12月24日的情況為準的發展項目的經批准的建築圖則為基礎擬備；及
2. 大致上與發展項目的外觀一致。



ELEVATION PLAN 立面圖


ELEVATION 7 立面圖7

House 3
洋房3



ELEVATION 8 立面圖8

House 3
洋房3

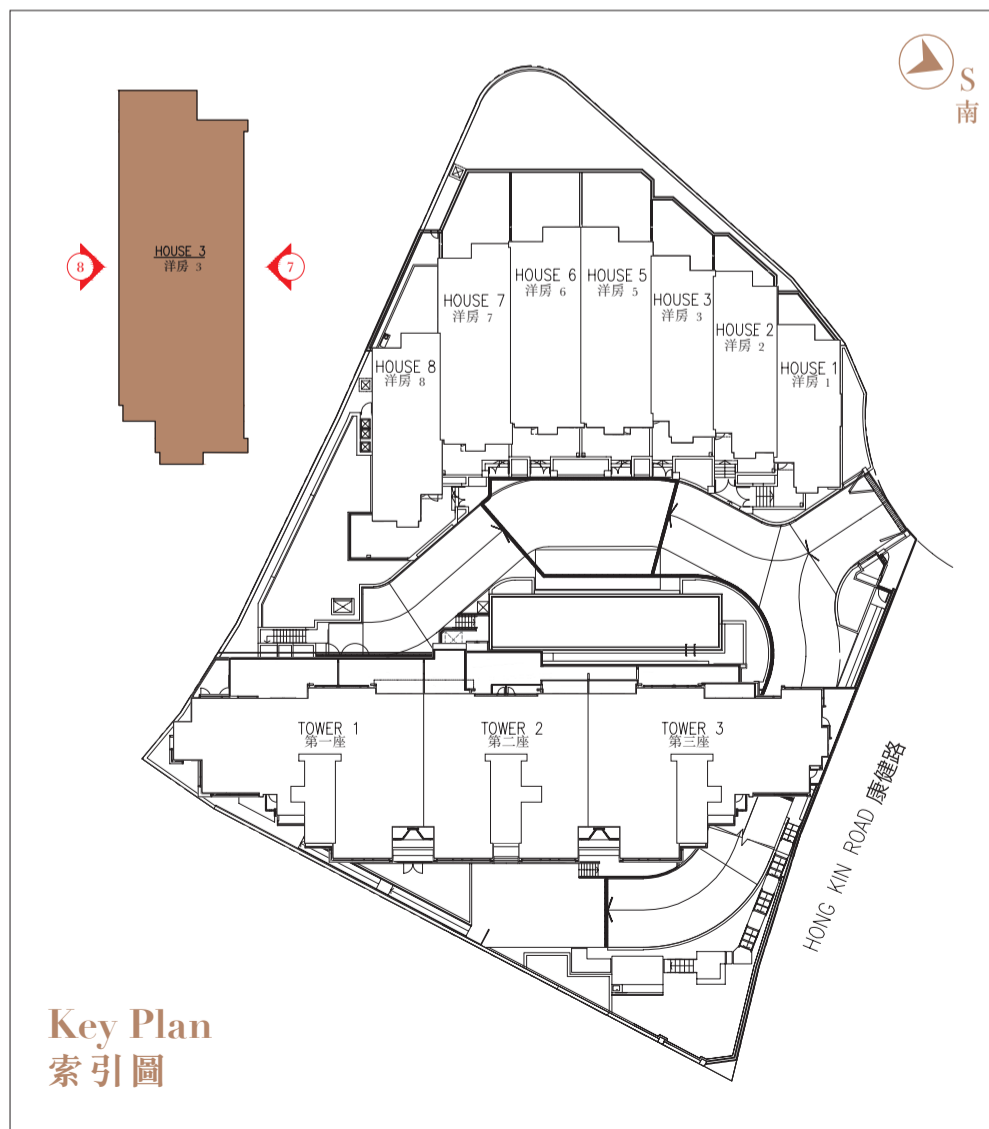


The Authorized Person for the Development certified that the elevations shown on this Elevation Plan:

1. are prepared on the basis of the approved building plans for the Development as of 24 December 2019; and
2. are in general accordance with the outward appearance of the Development.

發展項目的認可人士證明本立面圖所顯示的立面：

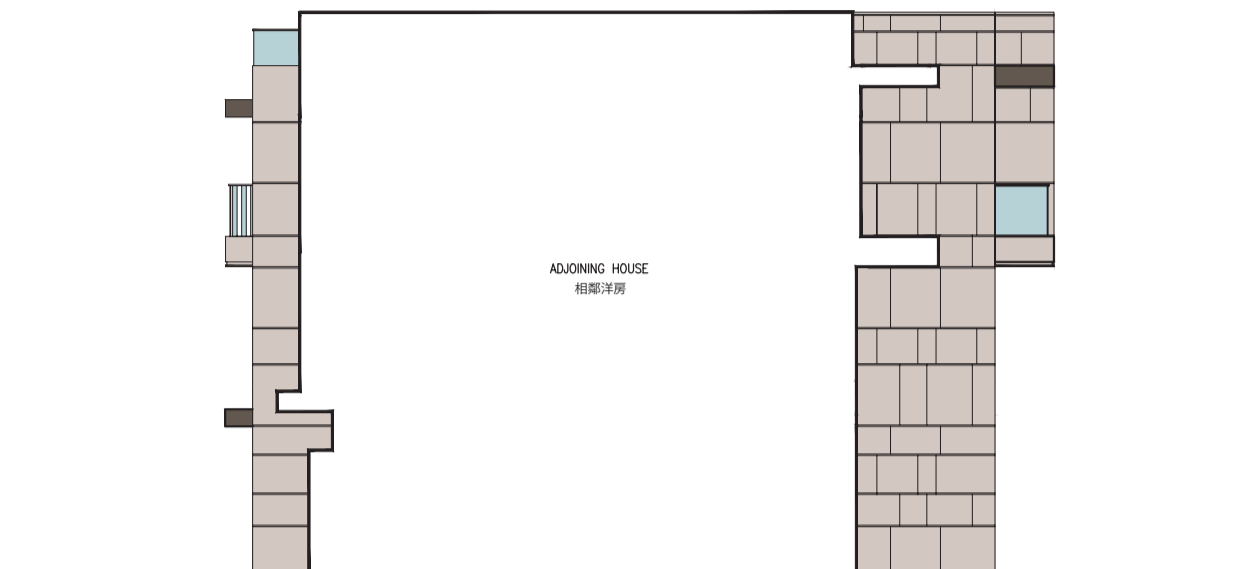
1. 以2019年12月24日的情況為準的發展項目的經批准的建築圖則為基礎擬備；及
2. 大致上與發展項目的外觀一致。



ELEVATION PLAN 立面圖


ELEVATION 9 立面圖9

House 5
洋房5



ELEVATION 10 立面圖10

House 5
洋房5

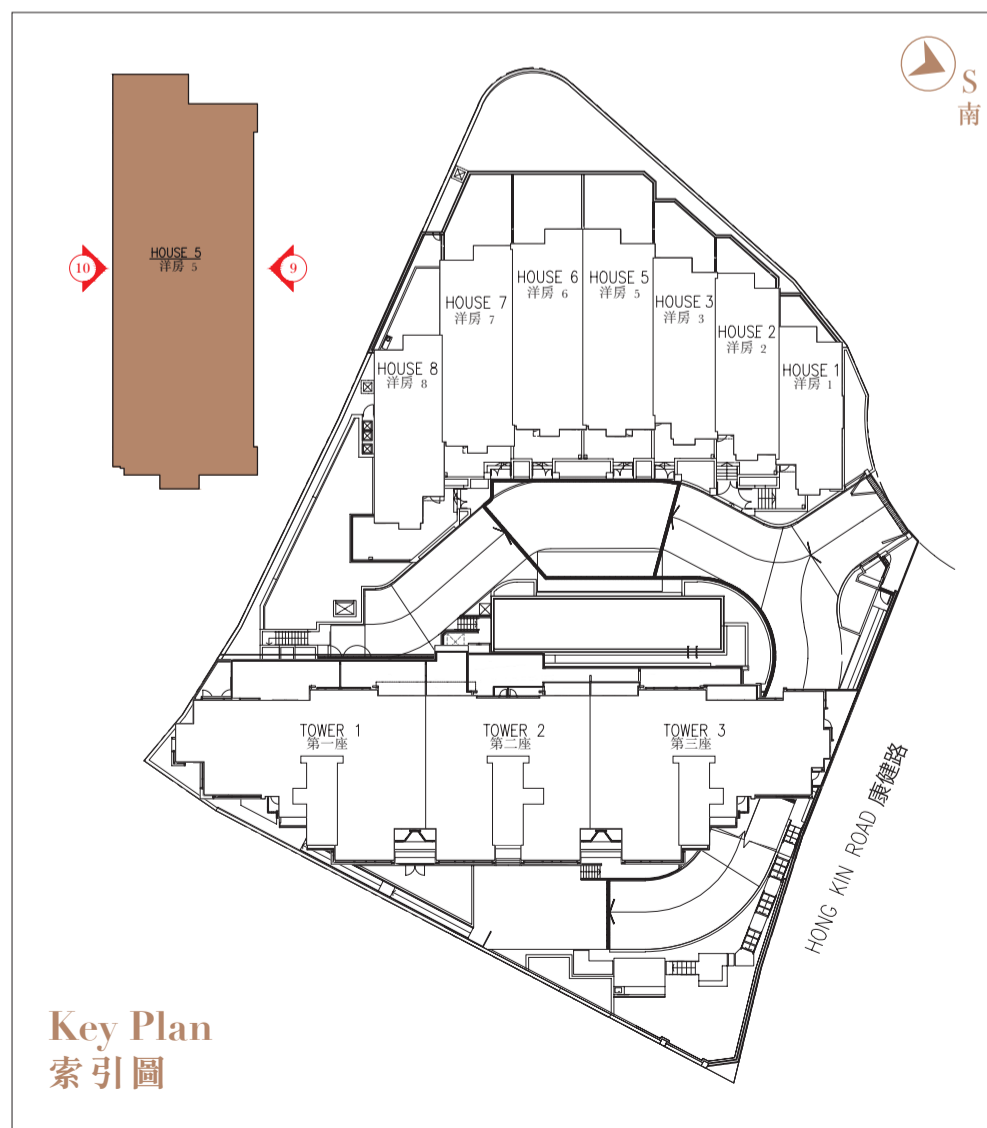


The Authorized Person for the Development certified that the elevations shown on this Elevation Plan:

1. are prepared on the basis of the approved building plans for the Development as of 24 December 2019; and
2. are in general accordance with the outward appearance of the Development.

發展項目的認可人士證明本立面圖所顯示的立面：

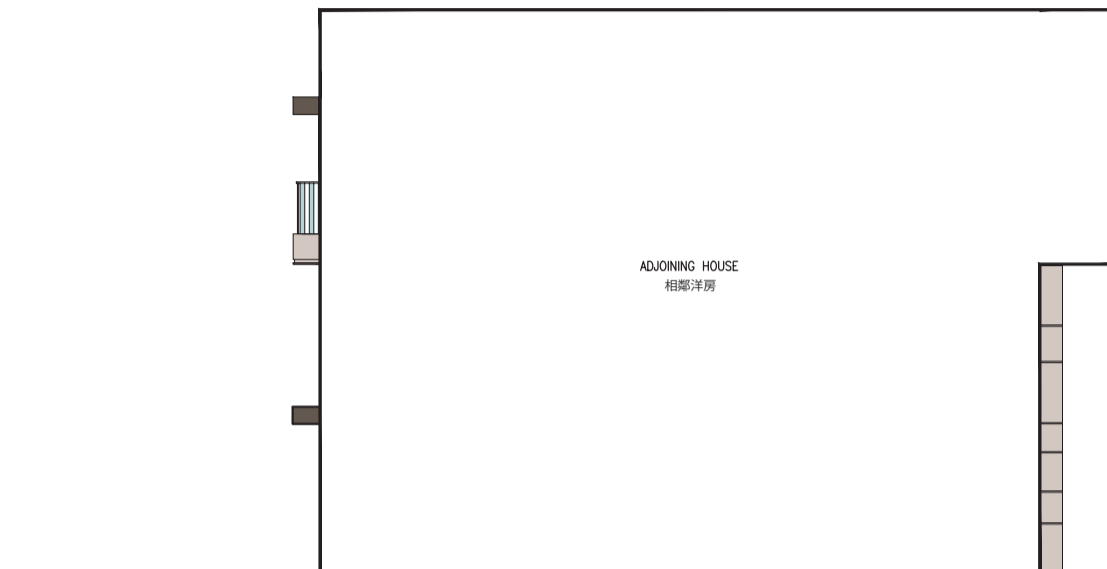
1. 以2019年12月24日的情況為準的發展項目的經批准的建築圖則為基礎擬備；及
2. 大致上與發展項目的外觀一致。



ELEVATION PLAN 立面圖


ELEVATION 11 立面圖11

House 6
洋房6



ELEVATION 12 立面圖12

House 6
洋房6

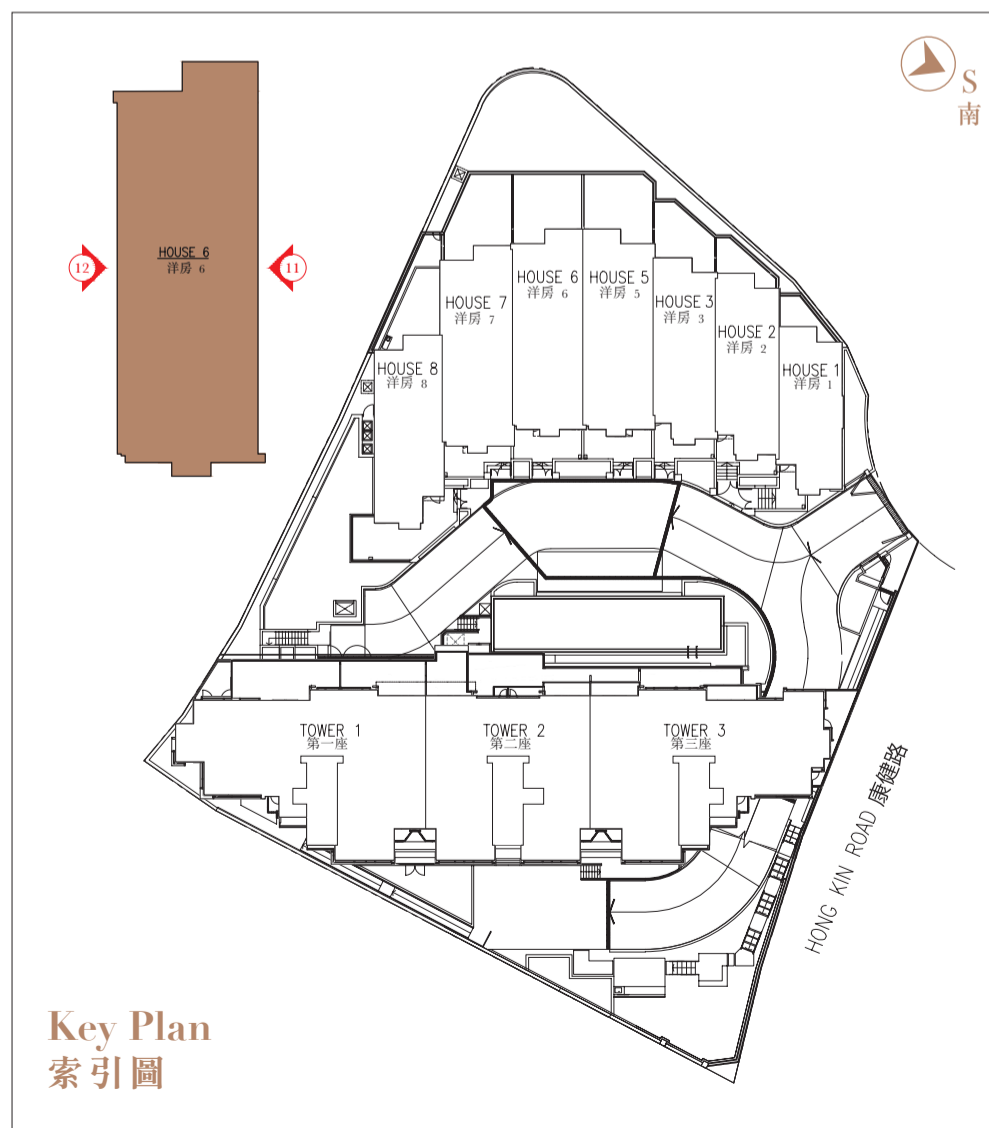


The Authorized Person for the Development certified that the elevations shown on this Elevation Plan:

1. are prepared on the basis of the approved building plans for the Development as of 24 December 2019; and
2. are in general accordance with the outward appearance of the Development.

發展項目的認可人士證明本立面圖所顯示的立面：

1. 以2019年12月24日的情況為準的發展項目的經批准的建築圖則為基礎擬備；及
2. 大致上與發展項目的外觀一致。

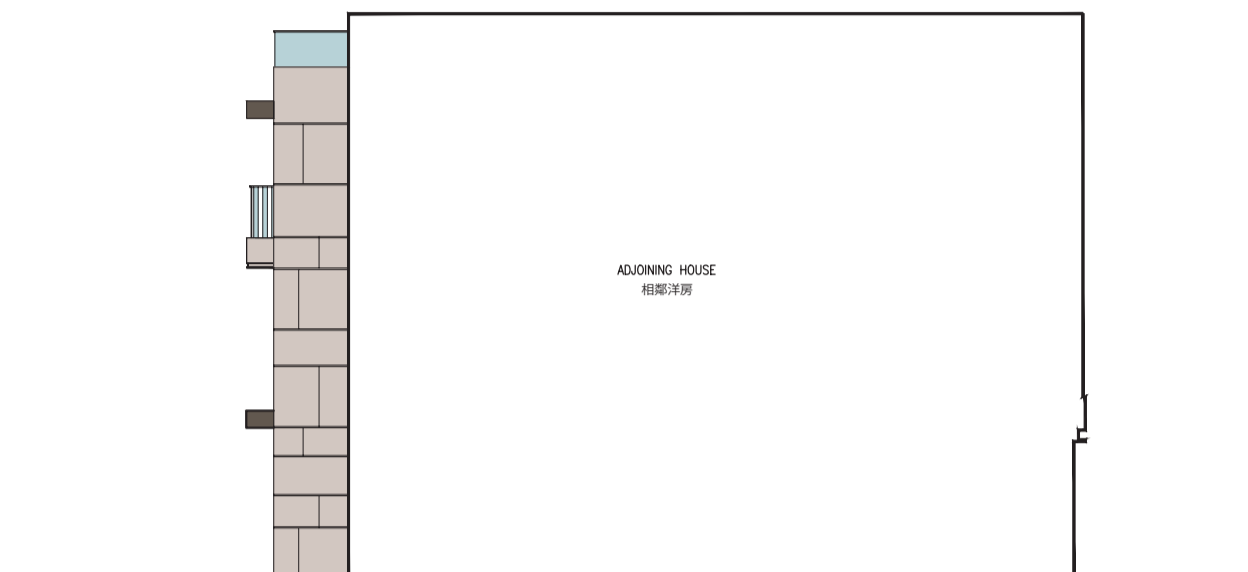


Key Plan
索引圖

ELEVATION PLAN 立面圖

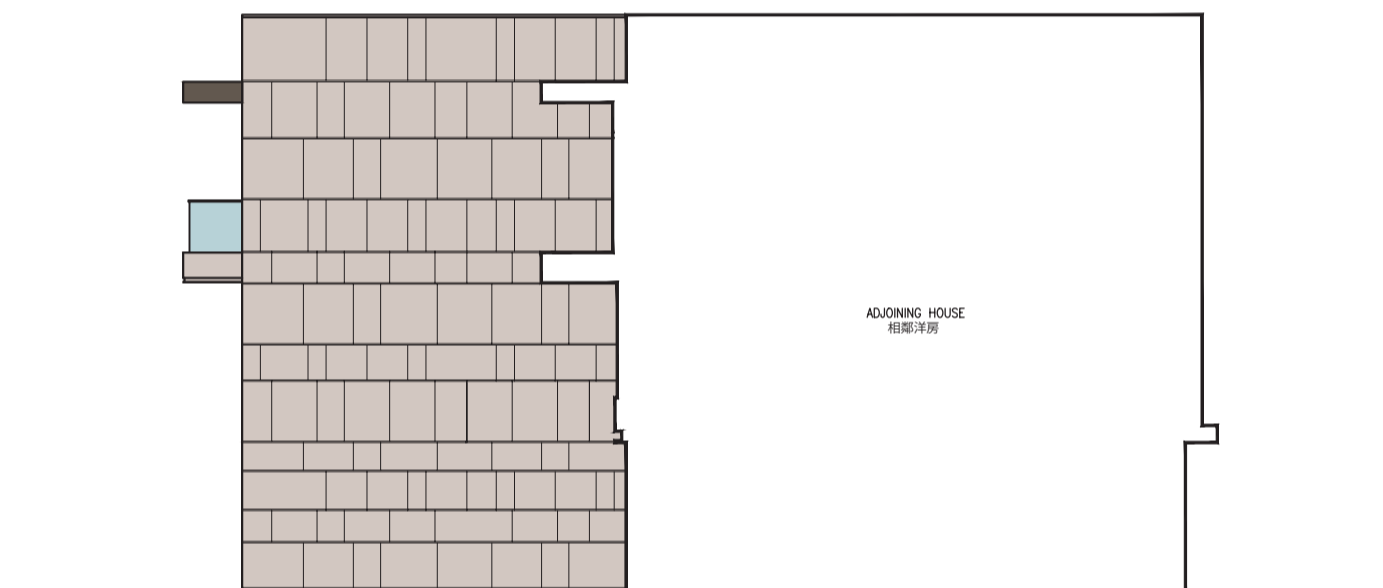
ELEVATION 13 立面圖13

House 7
洋房7



ELEVATION 14 立面圖14

House 7
洋房7

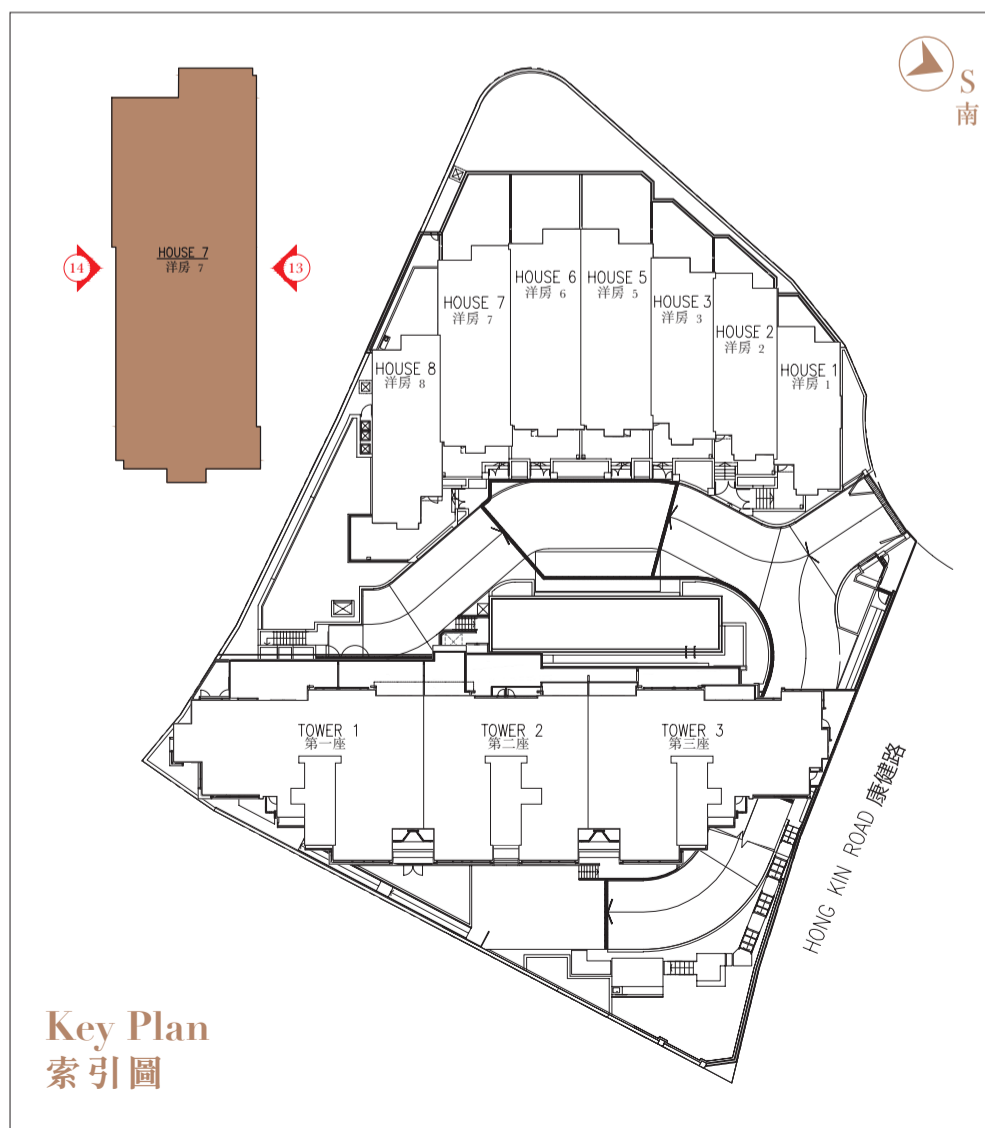


The Authorized Person for the Development certified that the elevations shown on this Elevation Plan:

1. are prepared on the basis of the approved building plans for the Development as of 24 December 2019; and
2. are in general accordance with the outward appearance of the Development.

發展項目的認可人士證明本立面圖所顯示的立面：

1. 以2019年12月24日的情況為準的發展項目的經批准的建築圖則為基礎擬備；及
2. 大致上與發展項目的外觀一致。

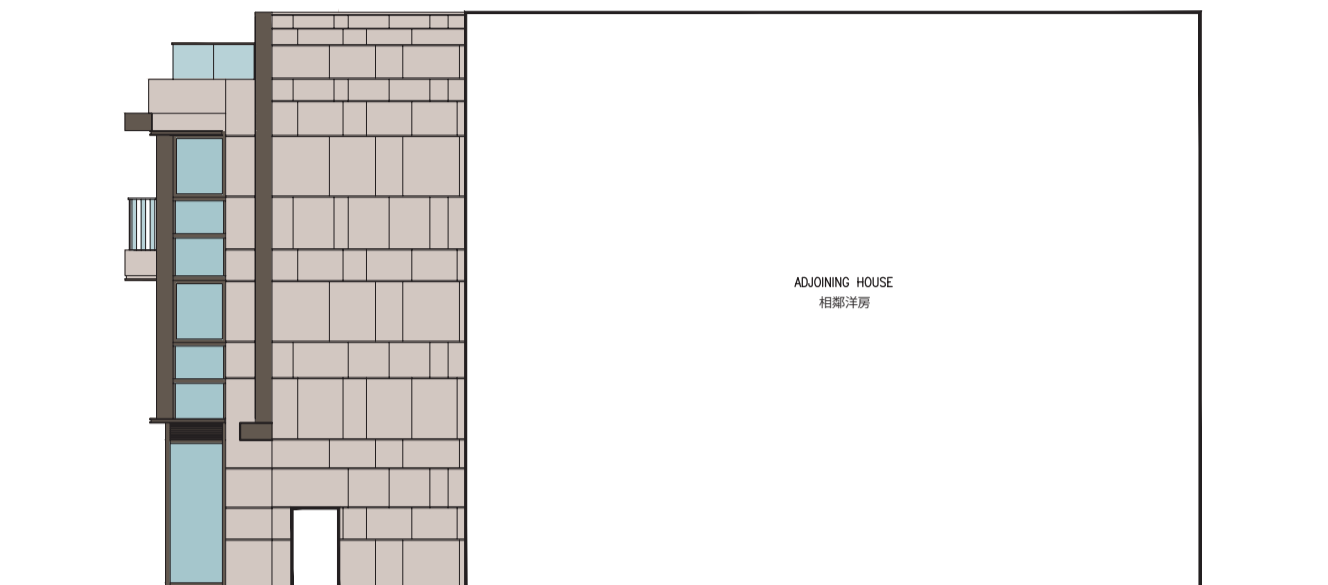


Key Plan
索引圖

ELEVATION PLAN 立面圖

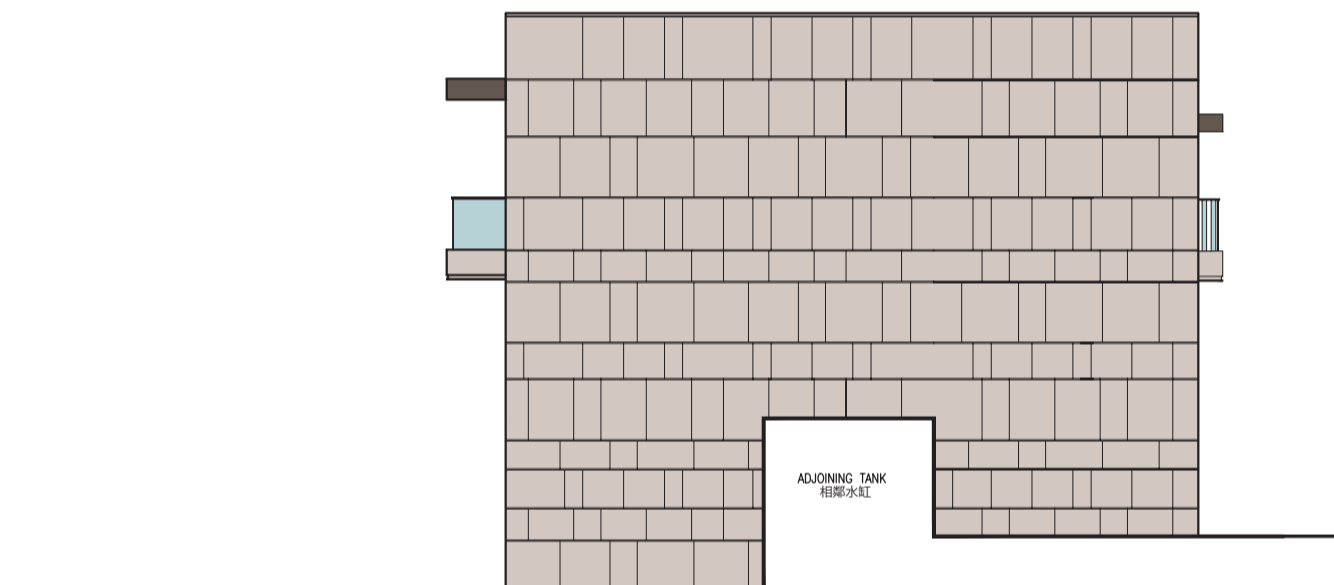
**ELEVATION 15
立面圖15**

House 8
洋房8



**ELEVATION 16
立面圖16**

House 8
洋房8

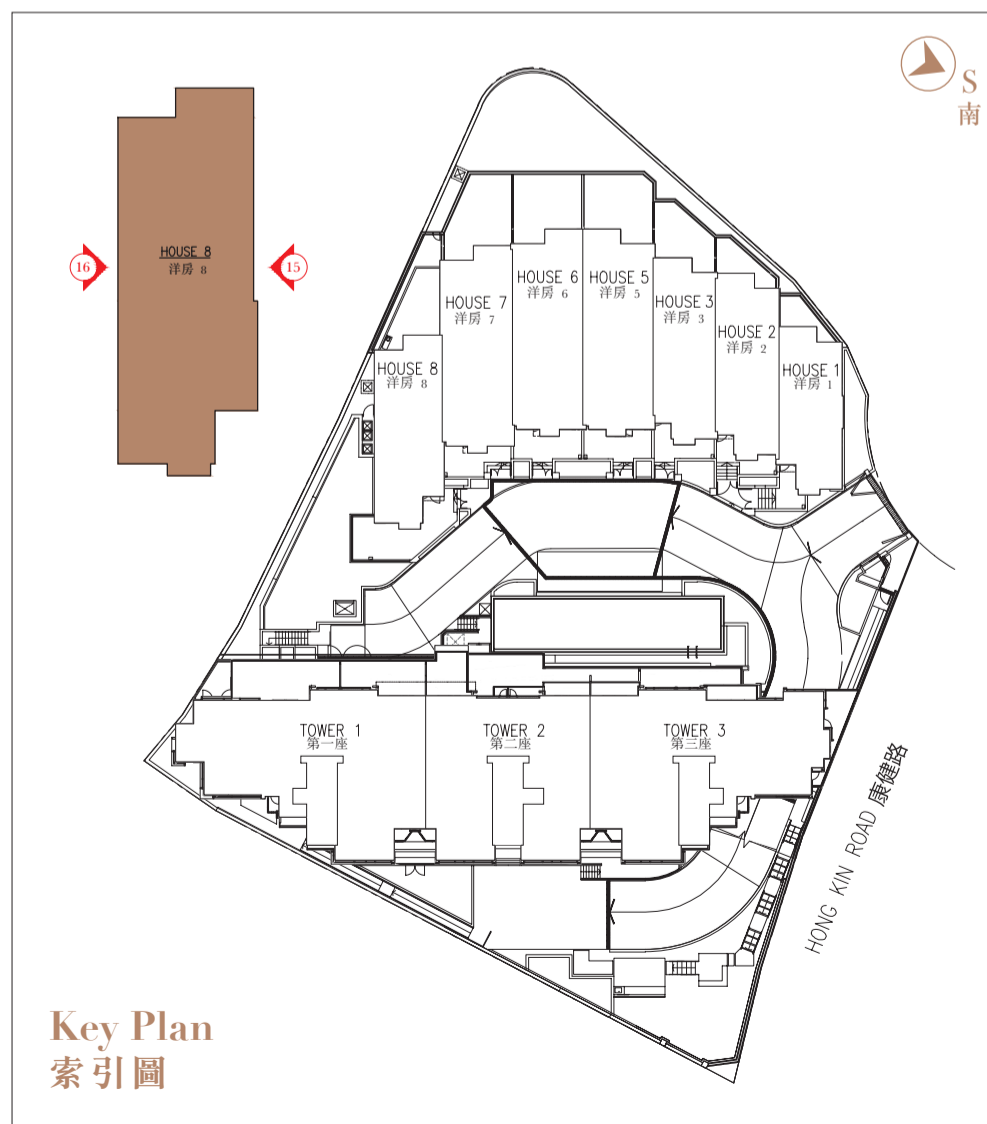


The Authorized Person for the Development certified that the elevations shown on this Elevation Plan:

1. are prepared on the basis of the approved building plans for the Development as of 24 December 2019; and
2. are in general accordance with the outward appearance of the Development.

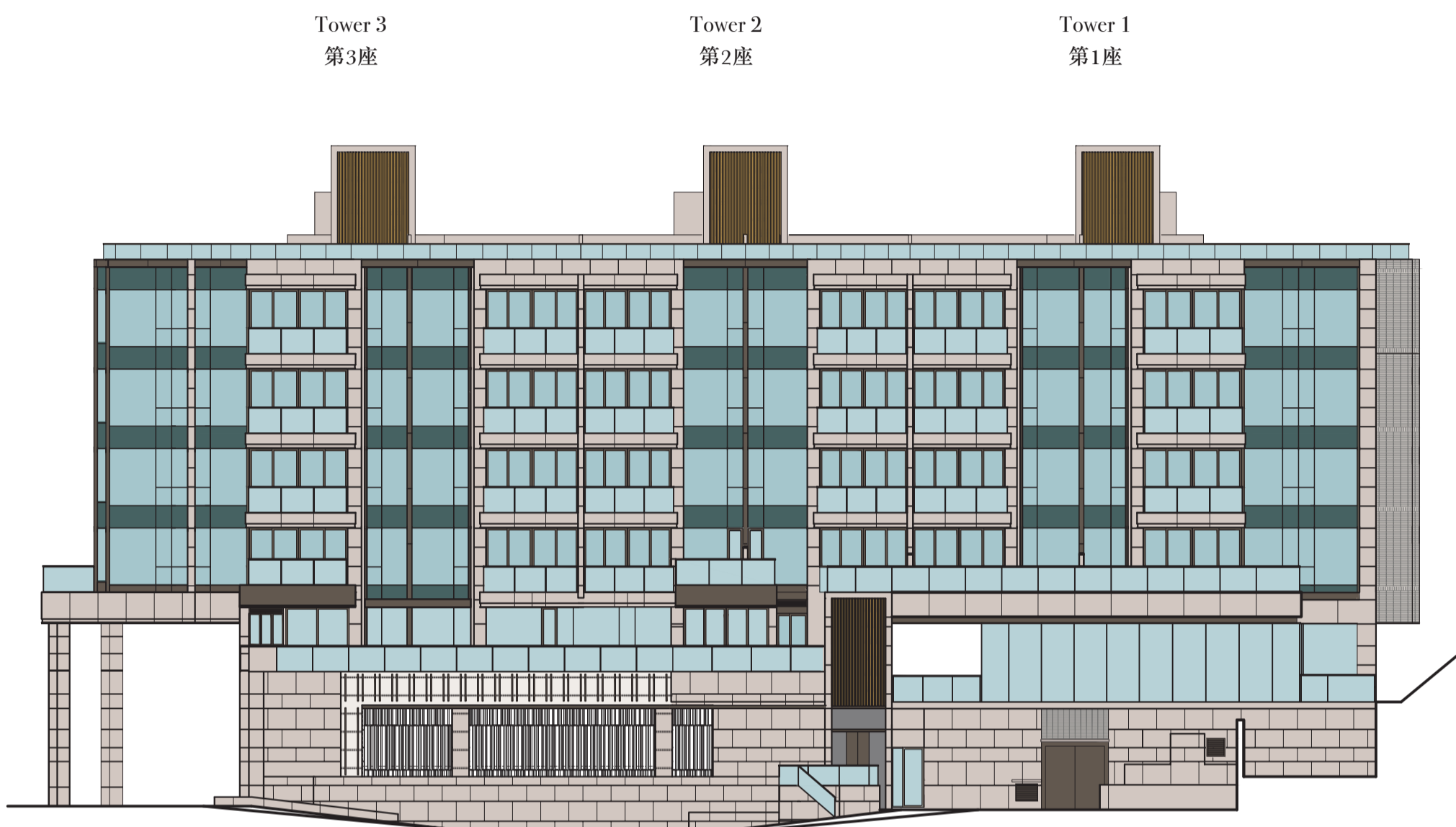
發展項目的認可人士證明本立面圖所顯示的立面：

1. 以2019年12月24日的情況為準的發展項目的經批准的建築圖則為基礎擬備；及
2. 大致上與發展項目的外觀一致。



ELEVATION PLAN 立面圖

ELEVATION 17 立面圖17

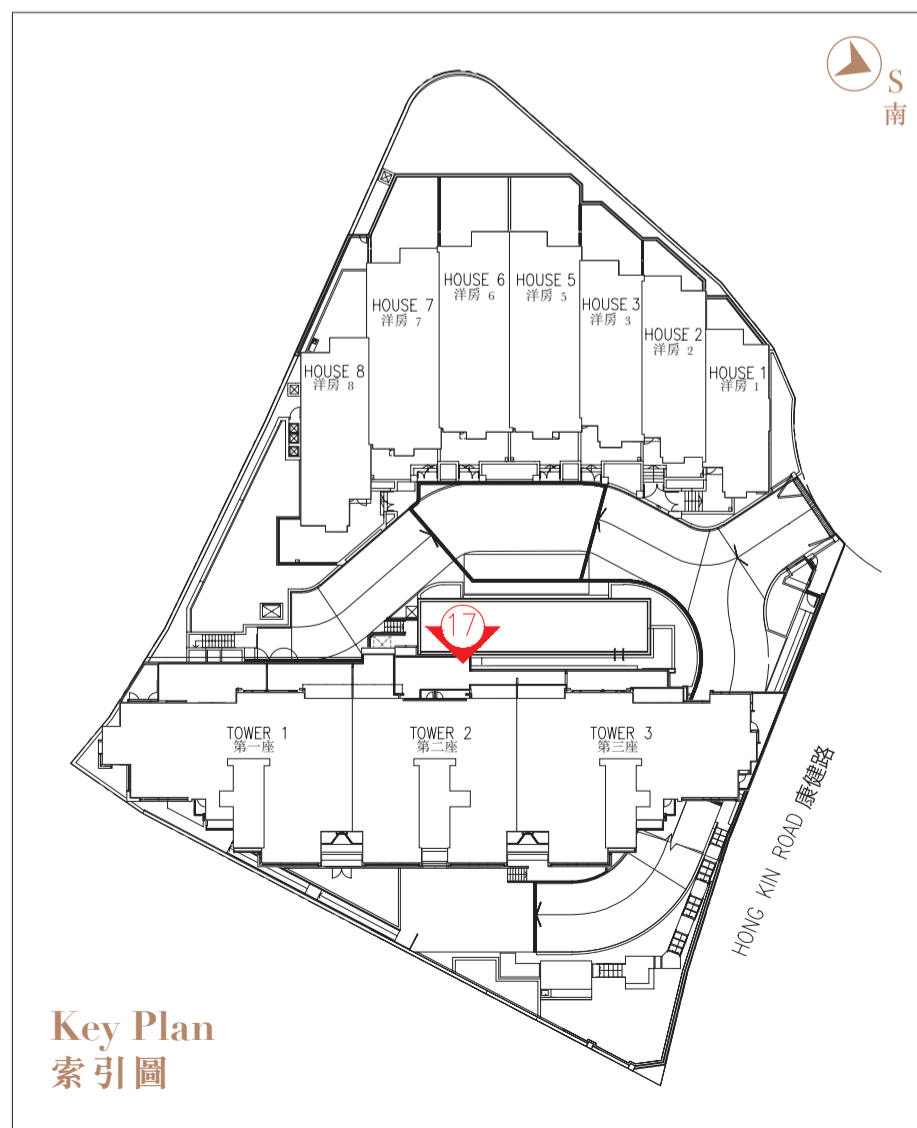


The Authorized Person for the Development certified that the elevations shown on this Elevation Plan:

1. are prepared on the basis of the approved building plans for the Development as of 24 December 2019; and
2. are in general accordance with the outward appearance of the Development.

發展項目的認可人士證明本立面圖所顯示的立面：

1. 以2019年12月24日的情況為準的發展項目的經批准的建築圖則為基礎擬備；及
2. 大致上與發展項目的外觀一致。



ELEVATION PLAN 立面圖

ELEVATION 18 立面圖 18

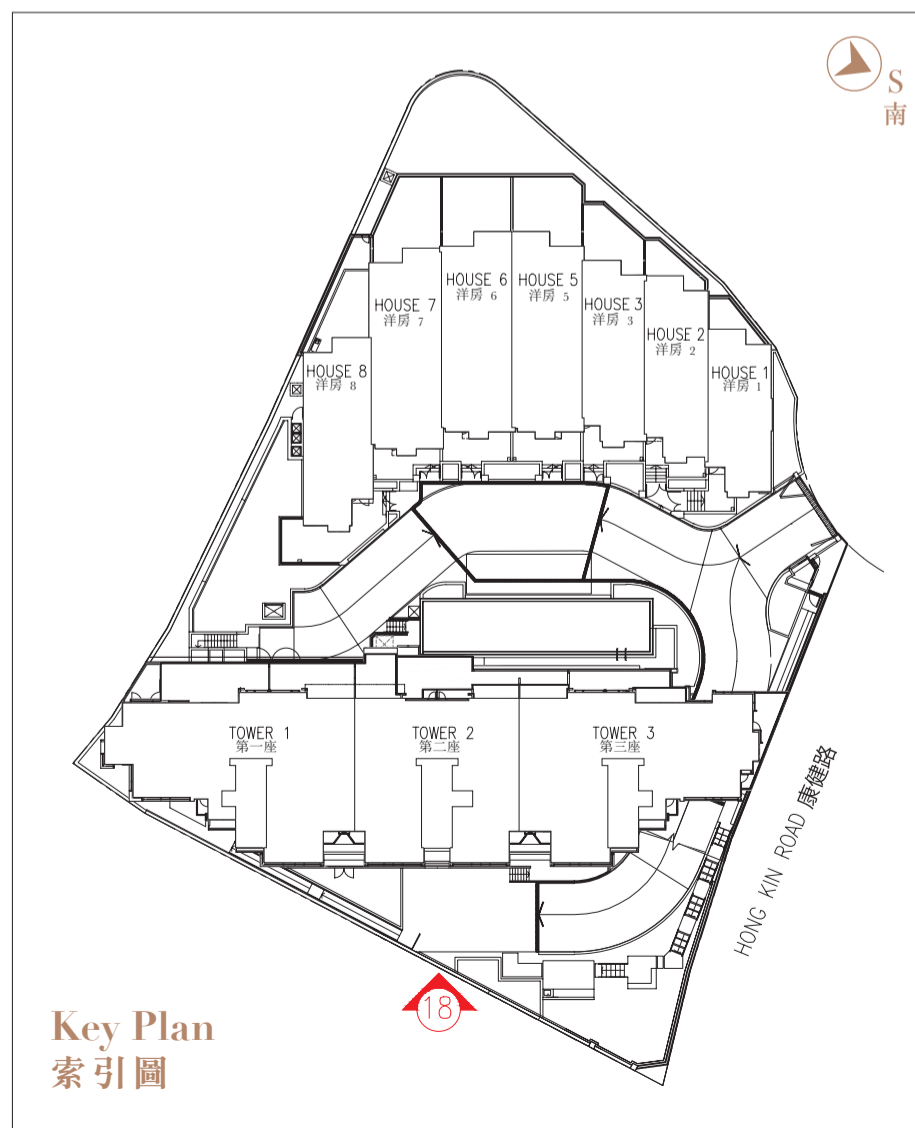


The Authorized Person for the Development certified that the elevations shown on this Elevation Plan:

1. are prepared on the basis of the approved building plans for the Development as of 24 December 2019; and
2. are in general accordance with the outward appearance of the Development.

發展項目的認可人士證明本立面圖所顯示的立面：

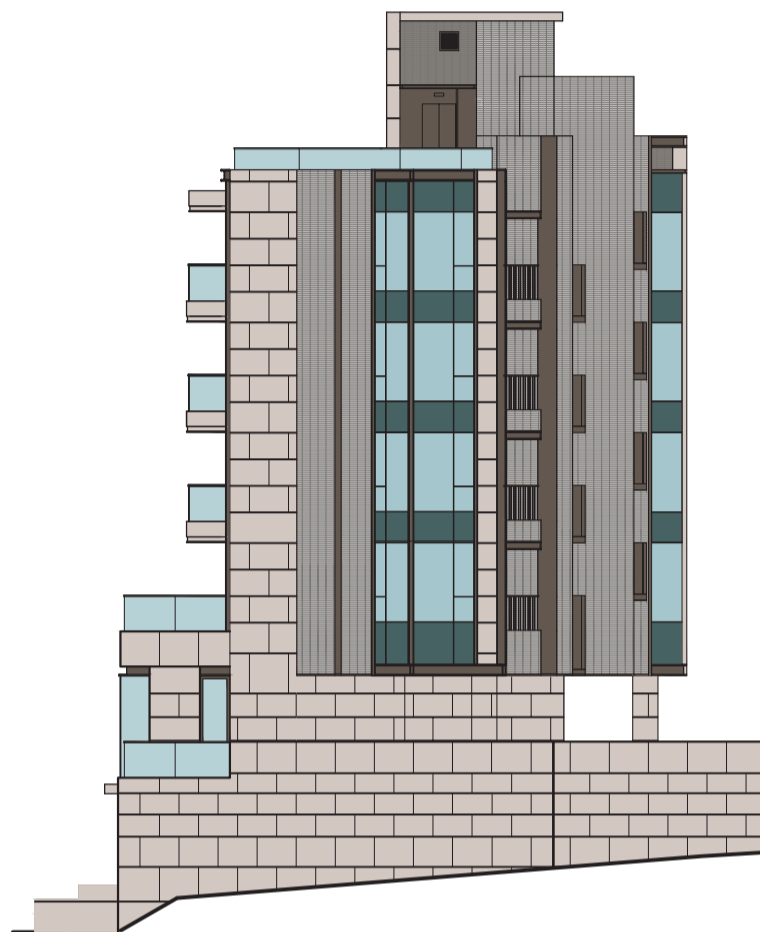
1. 以2019年12月24日的情況為準的發展項目的經批准的建築圖則為基礎擬備；及
2. 大致上與發展項目的外觀一致。



ELEVATION PLAN 立面圖

ELEVATION 19 立面圖19

Tower 1
第1座

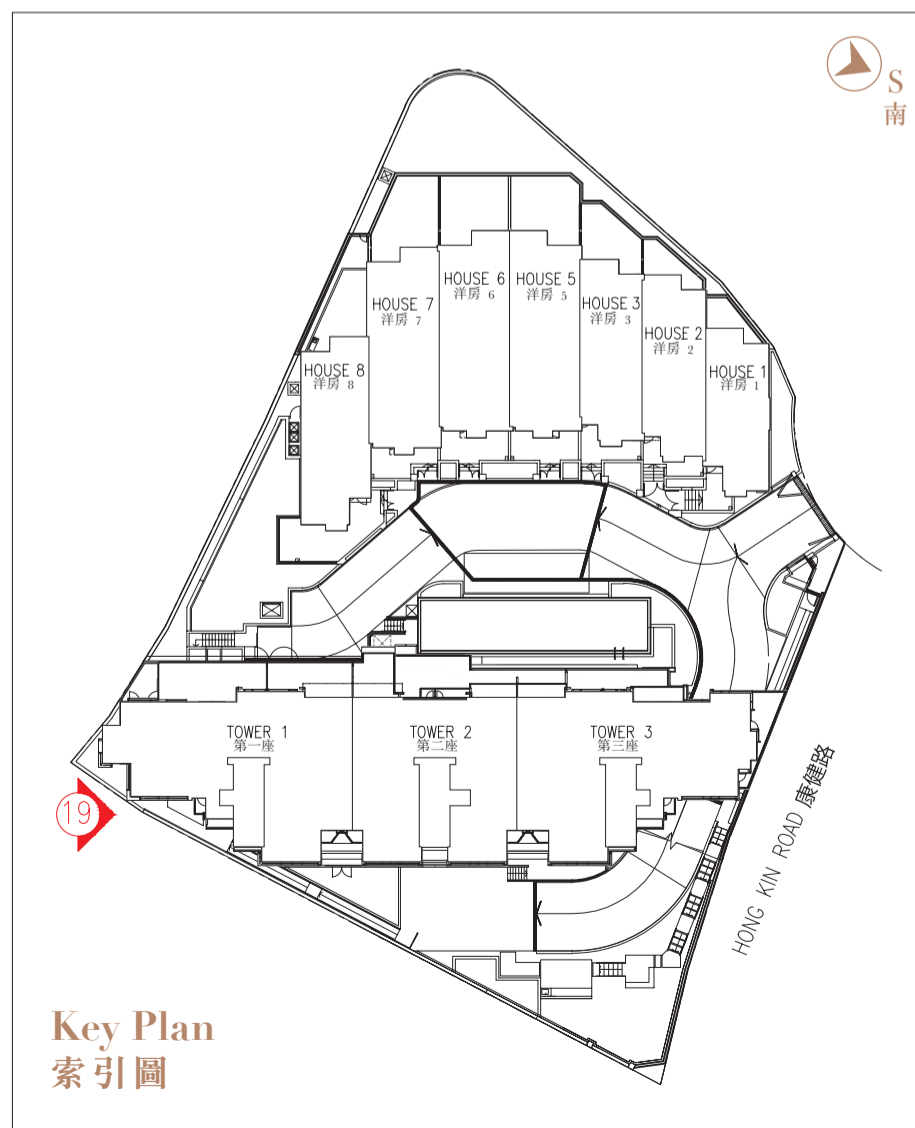


The Authorized Person for the Development certified that the elevations shown on this Elevation Plan:

1. are prepared on the basis of the approved building plans for the Development as of 24 December 2019; and
2. are in general accordance with the outward appearance of the Development.

發展項目的認可人士證明本立面圖所顯示的立面：


1. 以2019年12月24日的情況為準的發展項目的經批准的建築圖則為基礎擬備；及
2. 大致上與發展項目的外觀一致。



ELEVATION PLAN 立面圖

ELEVATION 20 立面圖20

Tower 3
第3座

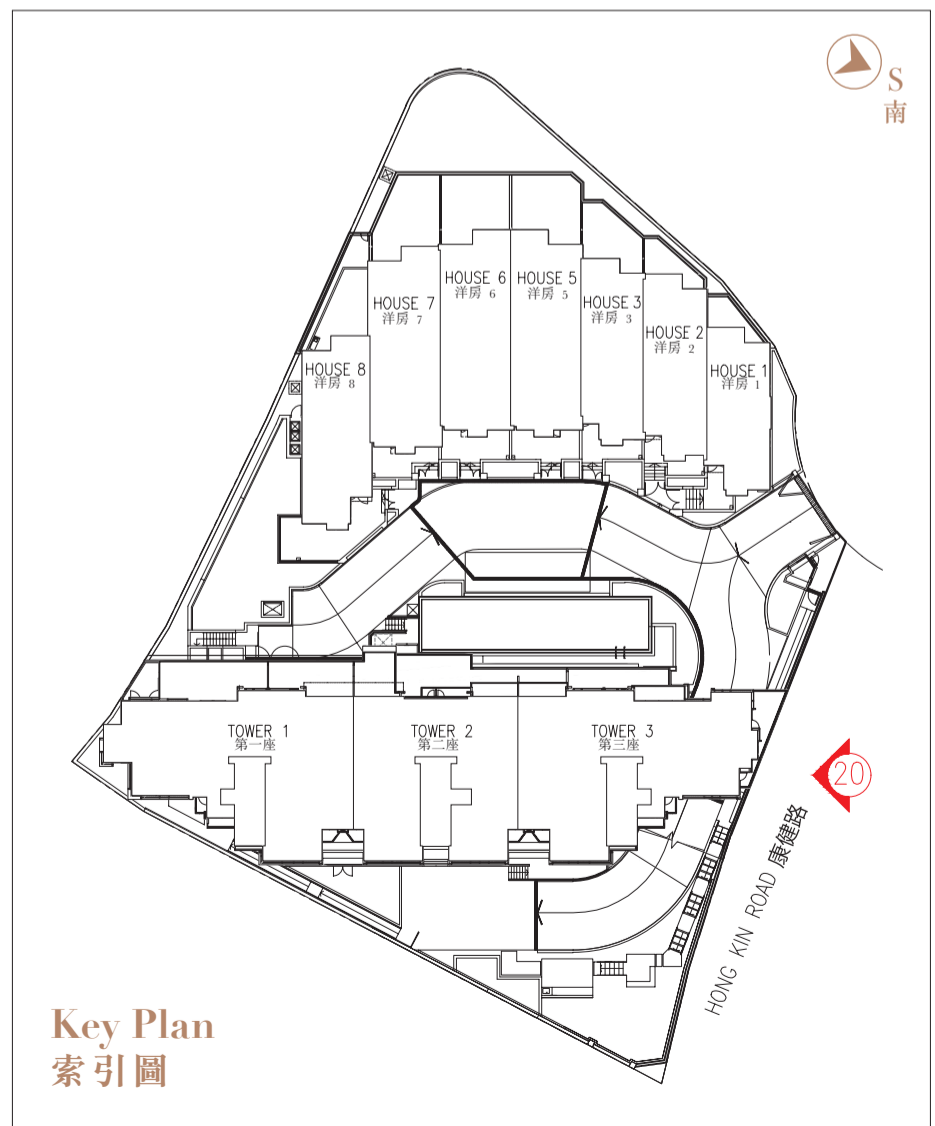


The Authorized Person for the Development certified that the elevations shown on this Elevation Plan:

1. are prepared on the basis of the approved building plans for the Development as of 24 December 2019; and
2. are in general accordance with the outward appearance of the Development.

發展項目的認可人士證明本立面圖所顯示的立面：

1. 以2019年12月24日的情況為準的發展項目的經批准的建築圖則為基礎擬備；及
2. 大致上與發展項目的外觀一致。



INFORMATION ON COMMON FACILITIES IN THE DEVELOPMENT 發展項目中的公用設施的資料

Category of common facilities 公用設施的類別	Covered Area 有蓋範圍		Uncovered Area 無蓋範圍	
	Area 面積 (sq.m. 平方米)	Area 面積 (sq.ft. 平方呎)	Area 面積 (sq.m. 平方米)	Area 面積 (sq.ft. 平方呎)
Residents' clubhouse (including any recreational facilities for residents' use) 住客會所(包括供住客使用的任何康樂設施)	274.777	2957.700	187.717	2020.586
Communal garden or play area for residents' use on the roof, or on any floor between the roof and the lowest residential floor, of a building in the Development (whether known as a communal sky garden or otherwise) 位於發展項目中的建築物的天台或在天台和最低一層住宅樓層之間的任何一層的、供住客使用的公用花園或遊樂地方(不論是稱為公用空中花園或其他名稱)	0.000	0.000	0.000	0.000
Communal garden or play area for residents' use below the lowest residential floor of a building in the Development (whether known as a covered and landscaped play area or otherwise) 位於發展項目中的建築物的最低一層住宅樓層以下的、供住客使用的公用花園或遊樂地方(不論是稱為有蓋及園景的遊樂場或有其他名稱)	215.881	2706.027	0.000	0.000

Note:

The area as specified above in square foot are converted from the area in square metre at a rate of 1 square metre = 10.764 square feet and rounded to the nearest whole square foot, which may be slightly different from the area presented in square metres.

備註：

上述以平方呎表達之面積由以平方米表達之面積以1平方米 = 10.764平方呎換算並四捨五入至整數平方呎之方法計算得出，與以平方米表達之面積可能有些微差異。

INSPECTION OF PLANS AND DEED OF MUTUAL COVENANT 閱覽圖則及公契

- | | |
|---|---|
| <ol style="list-style-type: none"> 1. A copy of the outline zoning plan relating to the Development is available at www.ozp.tpb.gov.hk. 2. A copy of every deed of mutual covenant in respect of the residential property that has been executed is available for inspection free of charge at the place at which the residential property is offered to be sold. | <ol style="list-style-type: none"> 1. 備有關乎發展項目的分區計劃大綱圖的文本供閱覽的互聯網網站的網址為www.ozp.tpb.gov.hk。 2. 住宅物業的每一已簽立的公契的文本將存放在住宅物業的售樓處，以供免費閱覽。 |
|---|---|

FITTINGS, FINISHES AND APPLIANCES

裝置、裝修物料及設備

1. EXTERIOR FINISHES

HOUSE 1, 2, 3, 5, 6, 7 & 8

Item	Description		
a.	External Wall	Type of finishes	Stone, aluminium louvre, glass cladding, glass balustrade with aluminium top rail, metal grille and curtain wall
b.	Window	Material of frame	Fluorocarbon coated aluminium
		Material of glass	Tempered glass
c.	Bay Window	Material of bay window	Not applicable
		Window sill finishes	Not applicable
d.	Planter	Type of finishes	Not applicable
e.	Verandah or balcony	Type of finishes	Glass balustrade with aluminium top rail
			Balcony floor: stone
			Balcony wall: stone
			Balcony ceiling: aluminium false ceiling
			No verandah
	Whether it is covered	Balcony: Yes Verandah: No verandah	
f.	Drying facilities for clothing	Type	Not applicable
		Material	Not applicable

1. 外部裝修物料

洋房 1、2、3、5、6、7 及 8

細項	描述		
a.	外牆	裝修物料的類型	石材、鋁百葉、玻璃飾面、玻璃圍欄連鋁質扶手、金屬格柵及幕牆
b.	窗	框的用料	氟碳塗層鋁
		玻璃的用料	強化玻璃
c.	窗台	窗台用料	不適用
		窗台板的裝修物料	不適用
d.	花槽	裝修物料的類型	不適用
e.	陽台或露台	裝修物料的類型	玻璃圍欄連鋁質扶手
			露台地台：石材
			露台牆身：石材
			露台天花：鋁質假天花
			不設陽台
	是否有蓋	露台：有蓋 陽台：不設陽台	
f.	乾衣設施	類型	不適用
		用料	不適用

The Vendor undertakes that if lifts or appliances of the specified brand name or model number are not installed in the Development, lifts or appliances of comparable quality will be installed.

賣方承諾如發展項目中沒有安裝指明的品牌名稱或產品型號的升降機或設備，便會安裝品質相若的升降機或設備。

FITTINGS, FINISHES AND APPLIANCES

裝置、裝修物料及設備

1. EXTERIOR FINISHES

TOWER 1, 2 & 3

Item	Description		
a.	External Wall	Type of finishes	Stone, tile, aluminium cladding, aluminium louvre, glass cladding, glass balustrade, metal grille and curtain wall
b.	Window	Material of frame	Fluorocarbon coated aluminium
		Material of glass	Tempered glass
c.	Bay Window	Material of bay window	Not applicable
		Window sill finishes	Not applicable
d.	Planter	Type of finishes	Not applicable
e.	Verandah or balcony	Type of finishes	Glass balustrade with aluminium top rail
			Balcony floor: stone
			Balcony wall: stone
			Balcony ceiling: aluminium false ceiling
			No verandah
	Whether it is covered	Balcony: Yes Verandah: No verandah	
f.	Drying facilities for clothing	Type	Not applicable
		Material	Not applicable

1. 外部裝修物料

第1、2及3座

細項	描述		
a.	外牆	裝修物料的類型	石材、瓷磚、鋁飾面、鋁百葉、玻璃飾面、玻璃圍欄、金屬格柵及幕牆
b.	窗	框的用料	氟碳塗層鋁
		玻璃的用料	強化玻璃
c.	窗台	窗台用料	不適用
		窗台板的裝修物料	不適用
d.	花槽	裝修物料的類型	不適用
e.	陽台或露台	裝修物料的類型	玻璃圍欄連鋁質扶手
			露台地台：石材
			露台牆身：石材
			露台天花：鋁質假天花
			不設陽台
	是否有蓋	露台：有蓋 陽台：不設陽台	
f.	乾衣設施	類型	不適用
		用料	不適用

The Vendor undertakes that if lifts or appliances of the specified brand name or model number are not installed in the Development, lifts or appliances of comparable quality will be installed.

賣方承諾如發展項目中沒有安裝指明的品牌名稱或產品型號的升降機或設備，便會安裝品質相若的升降機或設備。

FITTINGS, FINISHES AND APPLIANCES

裝置、裝修物料及設備

2. INTERIOR FINISHES

HOUSE 1, 2, 3, 5, 6, 7 & 8						
Item	Description					
			Type of wall finishes	Type of floor finishes	Type of ceiling finishes	
a.	Lobby	Applicable to Level 1 of House 5, 6 and 7 only	House 5 and House 6: Exposed surface plastered and painted with emulsion paint House 7: Wallpaper and stone on exposed surface	House 5 and House 6: Tile House 7: Stone	House 5 and House 6: Gypsum board false ceiling with emulsion paint House 7: Gypsum board false ceiling with emulsion paint and timber veneer	
			Type of wall finishes	Type of ceiling finishes		
b.	Internal wall and ceiling	Living room	All Houses except House 3 and House 7: Exposed surface plastered and painted with emulsion paint House 3: Living Room and Dining Room – Wallpaper, stone, artificial timber veneer, metal, glass and emulsion paint Master Bedroom – Artificial timber veneer, glass, leather, metal and fabric Junior Master Bedroom – Artificial timber veneer, wallpaper, metal and leather Bedroom 1 – Emulsion paint, timber veneer, artificial timber veneer and wallpaper Bedroom 2 – Timber veneer, emulsion paint and wallpaper House 7: Living Room and Dining Room - Wallpaper, metal, glass, mirror and stone Master Bedroom, Junior Master Bedroom, Bedroom 1 and Bedroom 2 - Wallpaper Bedroom 3 - Plastic laminate and timber veneer	All Houses except House 7: Exposed surface plastered and painted with emulsion paint, gypsum board bulkhead finished with emulsion paint House 7: Living Room and Dining Room - Exposed surface plastered and painted with emulsion paint, gypsum board bulkhead finished with emulsion paint with timber veneer Master Bedroom, Junior Master Bedroom, Bedroom 1, Bedroom 2 and Bedroom 3 - Exposed surface plastered and painted with emulsion paint, gypsum board bulkhead finished with emulsion paint		
		Dining room				
		Bedroom				
			Material of floor	Material of skirting		
c.	Internal floor	Living room	Stone on exposed surface	Stone		
		Dining room	Stone on exposed surface	All Houses except House 7: Stone House 7: Stone and metal		
		Bedroom	Engineered timber flooring with stone border adjoining balcony and utility platform	All Houses except House 7: Engineered timber House 7: Master Bedroom, Junior Master Bedroom, Bedroom 1 and Bedroom 2 - Engineered timber Bedroom 3 - Not applicable		
			Wall	Floor	Ceiling	
d.	Bathroom	Type of finishes	Master Bathroom: Glass panel, stone on exposed surface Junior Master Bathroom and Bathroom: Tile and glass panel on exposed surface	Stone on exposed surface	Gypsum board false ceiling with emulsion paint	
		Whether the wall finishes run up to the ceiling	Wall finishes run up to false ceiling			
			Wall	Floor	Ceiling	Cooking bench
e.	Kitchen	Type of finishes	Stone, plastic laminate and stainless steel on exposed surface	Stone on exposed surface	Gypsum board false ceiling with emulsion paint	Solid surface
		Whether the wall finishes run up to the ceiling	Wall finishes run up to false ceiling			

The Vendor undertakes that if lifts or appliances of the specified brand name or model number are not installed in the Development, lifts or appliances of comparable quality will be installed.

賣方承諾如發展項目中沒有安裝指明的品牌名稱或產品型號的升降機或設備，便會安裝品質相若的升降機或設備。

FITTINGS, FINISHES AND APPLIANCES 裝置、裝修物料及設備

2. 室內裝修物料

洋房 1、2、3、5、6、7 及 8

細項		描述			
		牆壁的裝修物料的類型	地板的裝修物料的類型	天花板的裝修物料的類型	
a.	大堂	只適用於洋房5、6及7之第1層	洋房 5 及洋房 6： 外露位置批盪後髹上乳膠漆 洋房 7： 外露位置鋪砌牆紙及石材	洋房 5 及洋房 6： 瓷磚 洋房 7： 石材	洋房 5 及洋房 6： 石膏板假天花髹上乳膠漆 洋房 7： 石膏板假天花髹上乳膠漆配木皮飾面
		牆壁的裝修物料的類型	天花板的裝修物料的類型		
b.	內牆及天花板	客廳 飯廳 睡房	所有洋房除洋房3及洋房7外：外露位置批盪後髹上乳膠漆 洋房3： 客廳及飯廳：牆紙、石材、人造木皮飾面、金屬、玻璃及乳膠漆 主人睡房：人造木皮飾面、玻璃、皮革、金屬及布飾 少主人睡房：人造木皮飾面、牆紙、金屬及皮革 睡房1：乳膠漆、木皮飾面、人造木皮飾面及牆紙 睡房2：木皮飾面、乳膠漆及牆紙 洋房 7： 客廳及飯廳：牆紙、金屬、玻璃、鏡及石材 主人睡房、少主人睡房、睡房1及睡房2：牆紙 睡房3 - 膠質飾面及木皮飾面	所有洋房除洋房7外：外露位置批盪後髹上乳膠漆，石膏板假樑髹上乳膠漆 洋房 7： 客廳及飯廳：外露位置批盪後髹上乳膠漆，石膏板假樑髹上乳膠漆配木皮飾面 主人睡房、少主人睡房、睡房1、睡房2及睡房3：外露位置批盪後髹上乳膠漆，石膏板假樑髹上乳膠漆	
		地板的用料	牆腳線的用料		
c.	內部地板	客廳 飯廳 睡房	外露位置鋪砌石材 外露位置鋪砌石材 複合木配石材邊緣於連接露台及工作平台處	石材 所有洋房除洋房7外：石材 洋房7：石材及金屬 所有洋房除洋房7外：複合木 洋房7： 主人睡房、少主人睡房、睡房1及睡房2：複合木 睡房3：不適用	
		牆壁	地板	天花板	
d.	浴室	裝修物料的類型 牆壁的裝修物料是否鋪至天花板	主人浴室：外露位置鋪砌石材、玻璃面板 少主人浴室及浴室：外露位置鋪砌瓷磚及玻璃面板 牆壁的裝修物料會鋪至假天花	外露位置鋪砌石材 石膏板假天花髹上乳膠漆	
		牆壁	地板	天花板	灶台
e.	廚房	裝修物料的類型 牆壁的裝修物料是否鋪至天花板	外露位置鋪砌石材、膠質飾面及不銹鋼 牆壁的裝修物料會鋪至假天花	外露位置鋪砌石材 石膏板假天花髹上乳膠漆	實體面材

The Vendor undertakes that if lifts or appliances of the specified brand name or model number are not installed in the Development, lifts or appliances of comparable quality will be installed.

賣方承諾如發展項目中沒有安裝指明的品牌名稱或產品型號的升降機或設備，便會安裝品質相若的升降機或設備。

FITTINGS, FINISHES AND APPLIANCES 裝置、裝修物料及設備

2. INTERIOR FINISHES

TOWER 1, 2 & 3						
Item	Description					
		Type of wall finishes	Type of floor finishes	Type of ceiling finishes		
a.	Lobby	Residential Lift Lobby at B2/F and B1/F	Stone, plastic laminate and stainless steel panel on exposed surface	Stone on exposed surface	Gypsum board false ceiling with emulsion paint	
		Tower Entrance Lift Lobby at G/F	Stone, glass tile, timber veneer and stainless steel panel on exposed surface	Stone on exposed surface	Gypsum board false ceiling with emulsion paint	
		Residential Lift Lobby at G/F, 1/F, 2/F, 3/F and 5/F	Timber veneer and stainless steel panel on exposed surface	Stone and metal strip on exposed surface	Gypsum board false ceiling with emulsion paint and metal strip	
		Shuttle Lift Lobby at B2/F, B1/F and G/F	Stone, plastic laminate and stainless steel panel on exposed surface	Stone on exposed surface	Gypsum board false ceiling with emulsion paint	
		Type of wall finishes		Type of ceiling finishes		
b.	Internal wall and ceiling	Living room	Exposed surface plastered and painted with emulsion paint	Exposed surface plastered and painted with emulsion paint, gypsum board bulkhead finished with emulsion paint		
		Dining room				
		Master Bedroom and Bedroom				
		Material of floor		Material of skirting		
c.	Internal floor	Living room	Engineered timber flooring with stone border adjoining balcony and utility platform	Engineered timber		
		Dining room				
		Bedroom				
		Wall	Floor	Ceiling		
d.	Bathroom	Type of finishes	Tile and glass panel on exposed surface	Stone on exposed surface	Gypsum board false ceiling with emulsion paint	
		Whether the wall finishes run up to the ceiling	Wall finishes run up to false ceiling			
		Wall	Floor	Ceiling	Cooking bench	
e.	Kitchen	Type of finishes	Tile and stainless steel on exposed surface	Stone on exposed surface	Gypsum board false ceiling with emulsion paint	Solid surface
		Whether the wall finishes run up to the ceiling	Wall finishes run up to false ceiling			

The Vendor undertakes that if lifts or appliances of the specified brand name or model number are not installed in the Development, lifts or appliances of comparable quality will be installed.

賣方承諾如發展項目中沒有安裝指明的品牌名稱或產品型號的升降機或設備，便會安裝品質相若的升降機或設備。

FITTINGS, FINISHES AND APPLIANCES 裝置、裝修物料及設備

2. 室內裝修物料

第1、2及3座

細項		描述				
		牆壁的裝修物料的類型		地板的裝修物料的類型	天花板的裝修物料的類型	
a.	大堂	地庫2層及地庫1層之住客電梯大堂	外露位置鋪砌石材、膠質飾面及不銹鋼面板	外露位置鋪砌石材	石膏板假天花髹上乳膠漆	
		地下之大廈入口電梯大堂	外露位置鋪砌石材、玻璃磚、木皮飾面及不銹鋼面板	外露位置鋪砌石材	石膏板假天花髹上乳膠漆	
		地下、1樓、2樓、3樓及5樓之住客電梯大堂	外露位置鋪砌木皮飾面及不銹鋼面板	外露位置鋪砌石材及金屬條	石膏板假天花髹上乳膠漆及鋪砌金屬條	
		地庫2層、地庫1層及地下之穿梭電梯大堂	外露位置鋪砌石材、膠質飾面及不銹鋼面板	外露位置鋪砌石材	石膏板假天花髹上乳膠漆	
		牆壁的裝修物料的類型		天花板的裝修物料的類型		
b.	內牆及天花板	客廳	外露位置批盪後髹上乳膠漆		外露位置批盪後髹上乳膠漆，石膏板假樑髹上乳膠漆	
		飯廳				
		主人睡房及睡房				
		地板的用料		牆腳線的用料		
c.	內部地板	客廳	複合木配石材邊緣於連接露台及工作平台處		複合木	
		飯廳				
		主人睡房及睡房				
		牆壁	地板	天花板		
d.	浴室	裝修物料的類型	外露位置鋪砌瓷磚及玻璃面板	外露位置鋪砌石材	石膏板假天花髹上乳膠漆	
		牆壁的裝修物料是否鋪至天花板	牆壁的裝修物料會鋪至假天花			
		牆壁	地板	天花板	灶台	
e.	廚房	裝修物料的類型	外露位置鋪砌瓷磚及不銹鋼	外露位置鋪砌石材	石膏板假天花髹上乳膠漆	實體面材
		牆壁的裝修物料是否鋪至天花板	牆壁的裝修物料會鋪至假天花			

The Vendor undertakes that if lifts or appliances of the specified brand name or model number are not installed in the Development, lifts or appliances of comparable quality will be installed.

賣方承諾如發展項目中沒有安裝指明的品牌名稱或產品型號的升降機或設備，便會安裝品質相若的升降機或設備。

FITTINGS, FINISHES AND APPLIANCES

裝置、裝修物料及設備

3. INTERIOR FITTINGS

HOUSE 1, 2, 3, 5, 6, 7 & 8

Item	Description	Material	Finishes	Accessories	
a.	Doors (All Houses except House 3 and House 7)	Storm door	Aluminium frame with glass door	Glass and fluorocarbon coated aluminium	Lockset with handle and door stopper
		Main Entrance	Fire-rated solid core timber door	Timber veneered	Door viewer, door closer, lockset with handle and door stopper
		Carport Entrance	Fire-rated aluminium frame with glass door	Glass and fluorocarbon coated aluminium	Lockset with handle and door stopper
		Master Bedroom, Junior Master Bedroom and Bedroom and Utility	Hollow core timber door	Timber veneered	Lockset with handle and door stopper
		Master Bathroom and Junior Master Bathroom	Hollow core timber door	Timber veneered	Lockset with handle and door stopper
		Lavatory 1 and Bathroom	Hollow core timber door with louvre	Timber veneered	Lockset with handle and door stopper
		Lavatory 2	Aluminium frame with glass door	Glass and fluorocarbon coated aluminium	Not applicable
		Balcony	Aluminium frame with glass door	Glass and fluorocarbon coated aluminium	Lockset with handle
		Utility Platform	Aluminium frame with glass door	Glass and fluorocarbon coated aluminium	Lockset with handle
		Staircase to Roof	Aluminium frame with glass door	Glass and fluorocarbon coated aluminium	Lockset with handle
		Kitchen	Fire-rated solid core timber door with fire-rated glass vision panel	Timber veneered	Lockset with handle and door stopper
		Kitchen to Garden	Aluminium frame with glass door	Glass and fluorocarbon coated aluminium	Lockset with handle
		Doors (House 3)	Storm door	Solid core timber door with louvre	Timber veneered
Main Entrance	Fire-rated solid core timber door		Timber veneered	Door viewer, door closer, lockset with handle and door stopper	
Carport Entrance	Fire-rated aluminium frame with glass door		Glass and fluorocarbon coated aluminium	Lockset with handle and door stopper	
Master Bedroom	Solid core timber door		Metal	Lockset with handle, door closer and door stopper	
Junior Master Bedroom	Solid core timber door		Timber veneered	Lockset	
Bedroom 1 and Bedroom 2	Solid core timber door		Timber veneered	Lockset with handle, door closer and door stopper	
Utility	Hollow core timber door		Timber veneered	Lockset with handle and door stopper	
Master Bathroom and Junior Master Bathroom	Hollow core timber door with louvre		Timber veneered	Lockset with handle and door stopper	
Lavatory 1 and Bathroom	Hollow core timber door with louvre		Timber veneered	Lockset with handle and door stopper	
Lavatory 2	Aluminium frame with glass door		Glass and fluorocarbon coated aluminium	Not applicable	
Balcony	Aluminium frame with glass door		Glass and fluorocarbon coated aluminium	Lockset with handle	
Utility Platform	Aluminium frame with glass door		Glass and fluorocarbon coated aluminium	Lockset with handle	
Staircase to Roof	Aluminium frame with glass door		Glass and fluorocarbon coated aluminium	Lockset with handle	
Kitchen	Fire-rated solid core timber door with fire-rated glass vision panel		Timber veneered	Lockset	
Kitchen to Garden	Aluminium frame with glass door		Glass and fluorocarbon coated aluminium	Lockset with handle	
Walk-in closet in Junior Master Bedroom	Solid core timber door	Timber veneered	Lockset with handle door closer and stopper		

The Vendor undertakes that if lifts or appliances of the specified brand name or model number are not installed in the Development, lifts or appliances of comparable quality will be installed.

賣方承諾如發展項目中沒有安裝指明的品牌名稱或產品型號的升降機或設備，便會安裝品質相若的升降機或設備。

FITTINGS, FINISHES AND APPLIANCES

裝置、裝修物料及設備

3. INTERIOR FITTINGS

HOUSE 1, 2, 3, 5, 6, 7 & 8

Item	Description	Material	Finishes	Accessories	
a.	Doors (House 7)	Storm door	Aluminium frame with glass door	Glass and fluorocarbon coated aluminium	Lockset with handle and door stopper
		Main Entrance	Fire-rated solid core timber door	Timber veneered	Door viewer, door closer, lockset with handle and door stopper
		Carport Entrance	Fire-rated aluminium frame with glass door	Glass and fluorocarbon coated aluminium	Lockset with handle and door stopper
		Master Bedroom, Bedroom 1, Bedroom 2, Bedroom 3 and Utility	Hollow core timber door	Timber veneered	Lockset with handle and door stopper
		Junior Master Bedroom	Hollow core timber door	Timber veneered and glass	Not applicable
		Master Bathroom	Aluminium frame with glass door	Artificial leather and glass	Lockset with handle
		Junior Master Bathroom and Bathroom 2 inside Bedroom 3	Hollow core timber door	Timber veneered	Lockset with handle and door stopper
		Bathroom 2 on Level 2	Hollow core timber door	Timber veneered and wallpaper	Lockset with handle and door stopper
		Bathroom 1	Hollow core timber door with louvre	Timber veneered	Lockset with handle and door stopper
		Lavatory 1	Hollow core timber door	Timber veneered and wallpaper	Lockset with handle and door stopper
		Lavatory 2	Aluminium frame with glass door	Glass and fluorocarbon coated aluminium	Not applicable
		Balcony	Aluminium frame with glass door	Glass and fluorocarbon coated aluminium	Lockset with handle
		Utility Platform	Aluminium frame with glass door	Glass and fluorocarbon coated aluminium	Lockset with handle
		Staircase to Roof	Aluminium frame with glass door	Glass and fluorocarbon coated aluminium	Lockset with handle
		Kitchen	Fire-rated solid core timber door with fire-rated glass vision panel	Timber veneered and mirror	Lockset with handle and door stopper
Kitchen to Garden	Aluminium frame with glass door	Glass and fluorocarbon coated aluminium	Lockset with handle		

The Vendor undertakes that if lifts or appliances of the specified brand name or model number are not installed in the Development, lifts or appliances of comparable quality will be installed.

賣方承諾如發展項目中沒有安裝指明的品牌名稱或產品型號的升降機或設備，便會安裝品質相若的升降機或設備。

FITTINGS, FINISHES AND APPLIANCES 裝置、裝修物料及設備

3. 室內裝置

洋房 1、2、3、5、6、7 及 8

		用料	裝修物料	配件		
a.	門 (所有洋房 除洋房3及 洋房7外)	防風門	鋁框配玻璃門	玻璃及氟碳塗層鋁	門鎖連拉手及門檔	
		大門入口	防火實心木門	木皮飾面	防盜眼、門鼓、門鎖連拉手及門檔	
		車庫入口	防火鋁框配玻璃門	玻璃及氟碳塗層鋁	門鎖連拉手及門檔	
		主人睡房、 少主人睡房、 睡房及工作間	空心木門	木皮飾面	門鎖連拉手及門檔	
		主人浴室及 少主人浴室	空心木門	木皮飾面	門鎖連拉手及門檔	
		洗手間1及浴室	空心木門連百葉	木皮飾面	門鎖連拉手及門檔	
		洗手間2	鋁框配玻璃門	玻璃及氟碳塗層鋁	不適用	
		露台	鋁框配玻璃門	玻璃及氟碳塗層鋁	門鎖連拉手	
		工作平台	鋁框配玻璃門	玻璃及氟碳塗層鋁	門鎖連拉手	
		樓梯至天台	鋁框配玻璃門	玻璃及氟碳塗層鋁	門鎖連拉手	
		廚房	防火實心木門配防火玻璃視窗	木皮飾面	門鎖連拉手及門檔	
		廚房至花園	鋁框配玻璃門	玻璃及氟碳塗層鋁	門鎖連拉手	
		門 (洋房 3)	防風門	實心木門連百葉	木皮飾面	門鎖連拉手、門鼓及門檔
			大門入口	防火實心木門	木皮飾面	防盜眼、門鼓、門鎖連拉手及門檔
車庫入口	防火鋁框配玻璃門		玻璃及氟碳塗層鋁	門鎖連拉手及門檔		
主人睡房	實心木門		金屬	門鎖連拉手、門鼓及門檔		
少主人睡房	實心木門		木皮飾面	門鎖		
睡房 1及睡房 2	實心木門		木皮飾面	門鎖連拉手、門鼓及門檔		
工作間	空心木門		木皮飾面	門鎖連拉手及門檔		
主人浴室及 少主人浴室	實心木門連百葉		木皮飾面	門鎖連拉手及門檔		
洗手間 1及浴室	空心木門連百葉		木皮飾面	門鎖連拉手及門檔		
洗手間 2	鋁框配玻璃門		玻璃及氟碳塗層鋁	不適用		
露台	鋁框配玻璃門		玻璃及氟碳塗層鋁	門鎖連拉手		
工作平台	鋁框配玻璃門		玻璃及氟碳塗層鋁	門鎖連拉手		
樓梯至天台	鋁框配玻璃門		玻璃及氟碳塗層鋁	門鎖連拉手		
廚房	防火實心木門配防火玻璃視窗		木皮飾面	門鎖		
廚房至花園	鋁框配玻璃門		玻璃及氟碳塗層鋁	門鎖連拉手		
少主人房內之 衣帽間	實心木門		木皮飾面	門鎖連拉手及門檔		

The Vendor undertakes that if lifts or appliances of the specified brand name or model number are not installed in the Development, lifts or appliances of comparable quality will be installed.

賣方承諾如發展項目中沒有安裝指明的品牌名稱或產品型號的升降機或設備，便會安裝品質相若的升降機或設備。

FITTINGS, FINISHES AND APPLIANCES 裝置、裝修物料及設備

3. 室內裝置

洋房 1、2、3、5、6、7 及 8

		用料	裝修物料	配件	
a.	門 (洋房7)	防風門	鋁框配玻璃門	玻璃及氟碳塗層鋁	門鎖連拉手及門檔
		大門入口	防火實心木門	木皮飾面	防盜眼、門鼓、門鎖連拉手及門檔
		車庫入口	防火鋁框配玻璃門	玻璃及氟碳塗層鋁	門鎖連拉手及門檔
		主人睡房、 睡房1、睡房2、 睡房3及工作間	空心木門	木皮飾面	門鎖連拉手及門檔
		少主人睡房	空心木門	木皮飾面及玻璃	不適用
		主人浴室	鋁框配玻璃門	人造皮革及玻璃	門鎖連拉手
		少主人浴室及於 睡房3之浴室2	空心木門	木皮飾面	門鎖連拉手及門檔
		於第2層之浴室2	空心木門	木皮飾面及牆紙	門鎖連拉手及門檔
		浴室1	空心木門連百葉	木皮飾面	門鎖連拉手及門檔
		洗手間1	空心木門	木皮飾面及牆紙	門鎖連拉手及門檔
		洗手間2	鋁框配玻璃門	玻璃及氟碳塗層鋁	不適用
		露台	鋁框配玻璃門	玻璃及氟碳塗層鋁	門鎖連拉手
		工作平台	鋁框配玻璃門	玻璃及氟碳塗層鋁	門鎖連拉手
		樓梯至天台	鋁框配玻璃門	玻璃及氟碳塗層鋁	門鎖連拉手
		廚房	防火實心木門配防火玻璃視窗	木皮飾面及鏡	門鎖連拉手及門檔
廚房至花園	鋁框配玻璃門	玻璃及氟碳塗層鋁	門鎖連拉手		

The Vendor undertakes that if lifts or appliances of the specified brand name or model number are not installed in the Development, lifts or appliances of comparable quality will be installed.

賣方承諾如發展項目中沒有安裝指明的品牌名稱或產品型號的升降機或設備，便會安裝品質相若的升降機或設備。

FITTINGS, FINISHES AND APPLIANCES

裝置、裝修物料及設備

3. INTERIOR FITTINGS

HOUSE 1, 2, 3, 5, 6, 7 & 8					
Item	Description				
			Type	Material	
b.	Bathroom	Fittings and equipment	Washbasin	Vitreous china	
			Water closet	Vitreous china	
			Towel rod	Metal	
			Paper holder	Metal	
			Mixer	Metal	
			Basin countertop	Stone	
			Basin cabinet	Wooden cabinet with glass panel and metal handle	
			Mirror cabinet	Wooden cabinet with mirror panel, metal and glass	
		Water supply system	Please refer to "Water Supply" below		
		Bathing facilities (including shower or bathtub, if applicable)	Shower	Metal	
			Bathtub	Enamelled pressed steel	
			Shower cubicle (if applicable)	Tempered glass	
		Size of bath tub (if applicable)	Master Bathroom: House 1: 1500mm(L) x 700mm(W) x 390mm(D) House 2, 3, 5, 6, 7 & 8: 1780mm(L) x 780mm(W) x 390mm(D) Junior Master Bathroom and Bathroom: 1500mm(L) x 700mm(W) x 390mm(D)		
			Material		
c.	Kitchen	Sink unit	Stainless steel		
		Water supply system	Please refer to "Water Supply" below		
			Material	Finishes	
		Kitchen cabinet	Wooden kitchen carcass and door panel	Plastic laminate and gloss lacquer door panel finish	
			Description		
		Type of all other fittings and equipment	Hot and cold water mixer		
			Type	Material	
d.	Bedroom	Fittings (including built-in wardrobe) (All Houses except House 3 and House 7)		Not applicable	Not applicable
		Fittings (including built-in wardrobe) (House 3)	Master Bedroom	Built-in wardrobe	Timber veneer, plastic laminate and metal
				Built-in cabinet	Timber veneer and metal
			Junior Master Bedroom	Built-in wardrobe	Timber veneer, plastic laminate and metal
				Built-in cabinet	Timber veneer, metal, glass and leather
			Bedroom 1	Built-in wardrobe	Timber veneer, plastic laminate and metal
				Built-in cabinet	Timber veneer, metal and wallpaper
		Bedroom 2	Built-in wardrobe	Timber veneer and metal	
			Built-in cabinet	Timber veneer, metal and wallpaper	
		Fittings (including built-in wardrobe) (House 7)	Master Bedroom	Built-in cabinet	Timber veneer, wallpaper, metal, wood and stone
			Bedroom 1	Built-in wardrobe	Timber veneer and wood
				Built-in cabinet	Timber veneer, fabric and wood
			Bedroom 2	Built-in wardrobe	Timber veneer, fabric and wood
				Built-in cabinet	Timber veneer, fabric and wood
			Bedroom 3	Built-in wardrobe	Plastic laminate, artificial leather, metal and wood
		Built-in cabinet		Plastic laminate, artificial leather, metal and wood	

The Vendor undertakes that if lifts or appliances of the specified brand name or model number are not installed in the Development, lifts or appliances of comparable quality will be installed.

賣方承諾如發展項目中沒有安裝指明的品牌名稱或產品型號的升降機或設備，便會安裝品質相若的升降機或設備。

FITTINGS, FINISHES AND APPLIANCES 裝置、裝修物料及設備

3. 室內裝置

洋房 1、2、3、5、6、7 及 8

細項	描述		類型	用料
b. 浴室	裝置及設備	臉盆	搪瓷	搪瓷
		坐廁	搪瓷	搪瓷
		毛巾棍	金屬	金屬
		廁紙架	金屬	金屬
		水龍頭	金屬	金屬
		洗手盆檯面	石材	石材
		洗手盆櫃	木製櫃配玻璃面板及金屬拉手	木製櫃配玻璃面板及金屬拉手
		鏡櫃	木製櫃配鏡面板、金屬及玻璃	木製櫃配鏡面板、金屬及玻璃
	供水系統	請參閱下文「供水」一欄		
	沐浴設施 (包括花灑或浴缸 (如適用的話))	花灑	金屬	金屬
		浴缸	搪瓷鋼板	搪瓷鋼板
		淋浴間 (如適用)	強化玻璃	強化玻璃
浴缸大小 (如適用的話)	主人浴室： 洋房1：1500 毫米(長) x 700 毫米(闊) x 390 毫米(深) 洋房2、3、5、6、7 及 8：1780 毫米(長) x 780 毫米(闊) x 390 毫米(深) 少主人浴室及浴室：1500 毫米(長) x 700 毫米(闊) x 390 毫米(深)			
		用料		
c. 廚房	洗滌盆	不銹鋼	不銹鋼	
	供水系統	請參閱下文「供水」一欄		
		用料	裝修物料	
	廚櫃	木製櫃身及門板	膠質飾面及高光漆飾面門板	
		描述		
	所有其他裝置及設備的類型	冷熱水龍頭		
		類型	用料	
d. 睡房	裝置 (包括嵌入式衣櫃) (所有洋房除洋房3及洋房7外)		不適用	不適用
	裝置 (包括嵌入式衣櫃) (洋房 3)	主人睡房	嵌入式衣櫃	木皮飾面、膠板及金屬
			嵌入式儲物櫃	木皮飾面及金屬
		少主人睡房	嵌入式衣櫃	木皮飾面膠板及金屬
			嵌入式儲物櫃	木皮飾面、金屬、玻璃及皮革
		睡房 1	嵌入式衣櫃	木皮飾面、膠板及金屬
			嵌入式儲物櫃	木皮飾面、金屬及牆紙
		睡房 2	嵌入式衣櫃	木皮飾面及金屬
			嵌入式儲物櫃	木皮飾面、金屬及牆紙
	裝置 (包括嵌入式衣櫃) (洋房 7)	主人睡房	嵌入式儲物櫃	木皮飾面、牆紙、金屬、木材及石材
		睡房 1	嵌入式衣櫃	木皮飾面及木材
			嵌入式衣櫃	木皮飾面、布飾及木材
		睡房 2	嵌入式衣櫃	木皮飾面、布飾及木材
			嵌入式儲物櫃	木皮飾面、布飾及木材
		睡房 3	嵌入式衣櫃	膠質飾面、人造皮革、金屬及木材
	嵌入式儲物櫃		膠質飾面、人造皮革、金屬及木材	

The Vendor undertakes that if lifts or appliances of the specified brand name or model number are not installed in the Development, lifts or appliances of comparable quality will be installed.

賣方承諾如發展項目中沒有安裝指明的品牌名稱或產品型號的升降機或設備，便會安裝品質相若的升降機或設備。

FITTINGS, FINISHES AND APPLIANCES

裝置、裝修物料及設備

3. INTERIOR FITTINGS

HOUSE 1, 2, 3, 5, 6, 7 & 8

			Description
e.	Telephone	Location and number of connection points	Please refer to “Schedule of Mechanical & Electrical Provisions of Residential Units” below
f.	Aerials	Location and number of connection points	Please refer to “Schedule of Mechanical & Electrical Provisions of Residential Units” below
g.	Electrical installations	(i) Electrical fittings (including safety devices)	Switch, faceplate for socket and electricity supply board with circuit breakers
		(ii) Whether conduits are concealed or exposed	Conduits are partly concealed and partly exposed Other than those parts of the conduits concealed within concrete, the rest of the conduits are exposed. The exposed conduits may be covered or hidden by false ceilings, bulkheads, cabinets, claddings, non-concrete partition walls, designated pipe ducts or other materials
		(iii) Location and number of power points and air-conditioner points	Please refer to “Schedule of Mechanical & Electrical Provisions of Residential Units” below
h.	Gas supply	Type	Town gas
		System	Town gas connection point is provided Town gas supply pipes are connected to gas cooker hob Town gas supply pipes are connected to gas water heater which supplies hot water to both kitchen and bathroom for all residential units
		Location	Town gas connection point is located at kitchen
i.	Washing machine connection point	Location	Water supply and drainage connection points are located at: House 1, 2, 3 & 8: Utility House 5, 6 & 7: Lobby
		Design	Water supply point of a design of 15mm diameter and drainage point of a design of 40mm in diameter
j.	Water supply	Material of water pipes	Copper pipes are used for hot and cold water supply uPVC pipes are used for flush water supply
		Whether water pipes are concealed or exposed	Water pipes are partly concealed and partly exposed Other than those parts of water pipes concealed within concrete, the rest of the water pipes are exposed. The exposed water pipes may be covered or hidden by false ceilings, bulkheads, cabinets, claddings, non-concrete partition walls, designated pipe ducts or other materials
		Whether hot water is available	Hot water is available for kitchen, bathroom and lavatory

The Vendor undertakes that if lifts or appliances of the specified brand name or model number are not installed in the Development, lifts or appliances of comparable quality will be installed.

賣方承諾如發展項目中沒有安裝指明的品牌名稱或產品型號的升降機或設備，便會安裝品質相若的升降機或設備。

FITTINGS, FINISHES AND APPLIANCES 裝置、裝修物料及設備

3. 室內裝置

洋房 1、2、3、5、6、7 及 8

		描述	
e.	電話	接駁點的位置及數目	請參閱下文「住宅單位機電裝置數量說明表」一欄
f.	天線	接駁點的位置及數目	請參閱下文「住宅單位機電裝置數量說明表」一欄
g.	電力裝置	(i) 供電附件 (包括安全裝置)	開關掣、插座之面板及電力配電箱並裝置斷路器
		(ii) 導管是隱藏或外露	導管是部分隱藏及部分外露 除部分隱藏於混凝土內之導管外，其他部分的導管均為外露。外露的導管可能被假天花、假陣、櫃、面板、非混凝土間隔牆、指定之管導槽位或其他物料遮蓋或暗藏
		(iii) 電插座及空調機接駁點的位置及數目	請參閱下文「住宅單位機電裝置數量說明表」一欄
h.	氣體供應	類型	煤氣
		系統	提供煤氣接駁點 煤氣管道均接駁至煤氣煮食爐 所有住宅單位均裝有煤氣管道接駁至煤氣熱水爐供應熱水到廚房及浴室
		位置	煤氣接駁點位於廚房
i.	洗衣機接駁點	位置	來去水位位於： 洋房 1, 2, 3 及 8：工作間 洋房 5, 6 及 7：大堂
		設計	設計直徑為15毫米來水接駁喉位及設計直徑為40毫米去水接駁喉位
j.	供水	水管的用料	冷熱水供應採用銅喉管 沖廁水喉採用膠喉管
		水管是隱藏或外露	水管是部分隱藏及部分外露 除部份隱藏於混凝土內之水管外，其他部分的水管均為外露。外露的水管可能被假天花、假陣、櫃、面板、非混凝土間隔牆、指定之管導槽位或其他物料遮蓋或暗藏
		有否熱水供應	廚房、浴室及洗手間有熱水供應

The Vendor undertakes that if lifts or appliances of the specified brand name or model number are not installed in the Development, lifts or appliances of comparable quality will be installed.

賣方承諾如發展項目中沒有安裝指明的品牌名稱或產品型號的升降機或設備，便會安裝品質相若的升降機或設備。

FITTINGS, FINISHES AND APPLIANCES

裝置、裝修物料及設備

3. INTERIOR FITTINGS

TOWER 1, 2 & 3

Item	Description				
		Material	Finishes	Accessories	
a.	Doors	Main Entrance	Fire-rated solid core timber door	Timber veneered	Door viewer, door closer, lockset with handle and door stopper
		Master Bedroom and Bedroom	Hollow core timber door	Timber veneered	Lockset with handle and door stopper
		Master Bathroom and Bathroom	Hollow core timber door with louvre	Timber veneered	Lockset with handle and door stopper
		Balcony	Aluminium frame with glass door	Glass and fluorocarbon coated aluminium	Lockset with handle
		Utility Platform	Aluminium frame with glass door	Glass and fluorocarbon coated aluminium	Lockset with handle
		Kitchen	Fire-rated solid core timber door with fire-rated glass vision panel	Timber veneered	Lockset with handle and door stopper
		Flat Roof (applicable to units with Flat Roof only)	Aluminium frame with glass door	Glass and fluorocarbon coated aluminium	Lockset with handle
		Utility	Hollow core timber door with louvre	Timber veneered	Lockset with handle and door stopper
		Lavatory	Aluminium framed with glass door	Glass and fluorocarbon coated aluminium	Not applicable
		Type	Material		
b.	Bathroom	Fittings and equipment	Washbasin	Vitreous china	
			Water closet	Vitreous china	
			Towel rod	Metal	
			Paper holder	Metal	
			Mixer	Metal	
			Basin countertop	Stone	
			Basin cabinet	Wooden cabinet with glass panel and metal handle	
			Mirror cabinet	Wooden cabinet with mirror panel, glass panel, metal and glass	
		Water supply	Please refer to "Water Supply" below		
		Bathing facilities (including shower or bathtub, if applicable)	Shower	Metal	
			Bathtub	Enamelled pressed steel	
			Shower cubicle (if applicable)	Tempered glass	
Size of bath tub (if applicable)	1500mm(L) x 700mm(W) x 390mm(D)				
		Material			
c.	Kitchen	Sink unit	Stainless steel		
		Water supply system	Please refer to "Water Supply" below		
			Material	Finishes	
		Kitchen cabinet	Wooden kitchen carcass and door panel	Plastic laminate and gloss lacquer door panel	
			Description		
		Type of all other fittings and equipment	Hot and cold water mixer		
		Type	Material		
d.	Bedroom	Fittings (including built-in wardrobe)	Not applicable		

The Vendor undertakes that if lifts or appliances of the specified brand name or model number are not installed in the Development, lifts or appliances of comparable quality will be installed.

賣方承諾如發展項目中沒有安裝指明的品牌名稱或產品型號的升降機或設備，便會安裝品質相若的升降機或設備。

FITTINGS, FINISHES AND APPLIANCES 裝置、裝修物料及設備

3. 室內裝置

第1、2及3座

細項	描述		用料	裝修物料	配件
a. 門	大門入口	防火實心木門		木皮飾面	防盜眼、門鼓、門鎖連拉手及門擋
	主人睡房及睡房	空心木門		木皮飾面	門鎖連拉手及門檔
	主人浴室及浴室	空心木門連百葉		木皮飾面	門鎖連拉手及門檔
	露台	鋁框配玻璃門		玻璃及氟碳塗層鋁	門鎖連拉手
	工作平台	鋁框配玻璃門		玻璃及氟碳塗層鋁	門鎖連拉手
	廚房	防火實心木門配防火玻璃視窗		木皮飾面	門鎖連拉手及門檔
	平台 (只適用於平台單位)	鋁框配玻璃門		玻璃及氟碳塗層鋁	門鎖連拉手
	工作間	空心木門連百葉		木皮飾面	門鎖連拉手及門檔
	洗手間	鋁框配玻璃門		玻璃及氟碳塗層鋁	不適用
		類型	用料		
b. 浴室	裝置及設備	臉盆		搪瓷	
		坐廁		搪瓷	
		毛巾棍		金屬	
		廁紙架		金屬	
		水龍頭		金屬	
		洗手盆檯面		石材	
		洗手盆櫃		木製櫃配玻璃飾面及金屬拉手	
		鏡櫃		木製櫃配鏡面板、玻璃面板、金屬及玻璃	
	供水系統	請參閱下文「供水」一欄			
	沐浴設施 (包括花灑或浴缸 (如適用的話))	花灑		金屬	
浴缸			搪瓷鋼板		
淋浴間(如適用)			強化玻璃		
浴缸大小 (如適用的話)	1500毫米(長) x 700毫米(闊) x 390毫米(深)				
		用料			
c. 廚房	洗滌盆	不銹鋼			
	供水系統	請參閱下文「供水」一欄			
		用料	裝修物料		
	廚櫃	木製櫃身及門板	膠質飾面及高光漆飾面門板		
		描述			
	所有其他裝置及 設備的類型	冷熱水龍頭			
		類型	用料		
d. 睡房	裝置 (包括嵌入式衣櫃)	不適用	不適用		

The Vendor undertakes that if lifts or appliances of the specified brand name or model number are not installed in the Development, lifts or appliances of comparable quality will be installed.

賣方承諾如發展項目中沒有安裝指明的品牌名稱或產品型號的升降機或設備，便會安裝品質相若的升降機或設備。

FITTINGS, FINISHES AND APPLIANCES

裝置、裝修物料及設備

3. INTERIOR FITTINGS

TOWER 1, 2 & 3			
Item		Description	
e.	Telephone	Location and number of connection points	
		Please refer to “Schedule of Mechanical & Electrical Provisions of Residential Units” below	
f.	Aerials	Location and number of connection points	
		Please refer to “Schedule of Mechanical & Electrical Provisions of Residential Units” below	
g.	Electrical installations	(i)	Electrical fittings (including safety devices)
		Switch, faceplate for socket and electricity supply board with circuit breakers	
		(ii)	Whether conduits are concealed or exposed
		Conduits are partly concealed and partly exposed Other than those parts of the conduits concealed within concrete, the rest of the conduits are exposed. The exposed conduits may be covered or hidden by false ceilings, bulkheads, cabinets, claddings, non-concrete partition walls, designated pipe ducts or other materials	
		(iii)	Location and number of power points and air-conditioner points
		Please refer to “Schedule of Mechanical & Electrical Provisions of Residential Units” below	
h.	Gas supply	Type	Town gas
		System	Town gas connection point is provided Town gas supply pipes are connected to gas cooker hob Town gas supply pipes are connected to gas water heater which supplies hot water to both kitchen and bathroom for all residential units
		Location	Town gas connection point is located at kitchen
i.	Washing machine connection point	Location	Water supply and drainage connection points are located at kitchen
		Design	Water supply point of a design of 15mm diameter and drainage point of a design of 40mm in diameter
j.	Water supply	Material of water pipes	Copper pipes are used for hot and cold water supply uPVC pipes are used for flush water supply
		Whether water pipes are concealed or exposed	Water pipes are partly concealed and partly exposed Other than those parts of water pipes concealed within concrete, the rest of the water pipes are exposed. The exposed water pipes may be covered or hidden by false ceilings, bulkheads, cabinets, claddings, non-concrete partition walls, designated pipe ducts or other materials
		Whether hot water is available	Hot water is available for kitchen, bathroom and lavatory

The Vendor undertakes that if lifts or appliances of the specified brand name or model number are not installed in the Development, lifts or appliances of comparable quality will be installed.

賣方承諾如發展項目中沒有安裝指明的品牌名稱或產品型號的升降機或設備，便會安裝品質相若的升降機或設備。

FITTINGS, FINISHES AND APPLIANCES

裝置、裝修物料及設備

3. 室內裝置

第1、2及3座

細項		描述	
e.	電話	接駁點的位置及數目	請參閱下文「住宅單位機電裝置數量說明表」一欄
f.	天線	接駁點的位置及數目	請參閱下文「住宅單位機電裝置數量說明表」一欄
g.	電力裝置	(i) 供電附件 (包括安全裝置)	開關掣、插座之面板及電力配電箱並裝置斷路器
		(ii) 導管是隱藏或外露	導管是部分隱藏及部分外露 除部分隱藏於混凝土內之導管外，其他部分的導管均為外露。外露的導管可能被假天花、假陣、櫃、面板、非混凝土間隔牆、指定之管導槽位或其他物料遮蓋或暗藏
		(iii) 電插座及空調機接駁點的位置及數目	請參閱下文「住宅單位機電裝置數量說明表」一欄
h.	氣體供應	類型	煤氣
		系統	提供煤氣接駁點 煤氣管道均接駁至煤氣煮食爐 所有住宅單位均裝有煤氣管道接駁至煤氣熱水爐供應熱水到廚房及浴室
		位置	煤氣接駁點位於廚房
i.	洗衣機接駁點	位置	設有來去水位位於廚房
		設計	設計直徑為15毫米來水接駁喉位及設計直徑為40毫米去水接駁喉位
j.	供水	水管的用料	冷熱水供應採用銅喉管 沖廁水喉採用膠喉管
		水管是隱藏或外露	水管是部分隱藏及部分外露 除部份隱藏於混凝土內之水管外，其他部分的水管均為外露。外露的水管可能被假天花、假陣、櫃、面板、非混凝土間隔牆、指定之管導槽位或其他物料遮蓋或暗藏
		有否熱水供應	廚房、浴室及洗手間有熱水供應

The Vendor undertakes that if lifts or appliances of the specified brand name or model number are not installed in the Development, lifts or appliances of comparable quality will be installed.

賣方承諾如發展項目中沒有安裝指明的品牌名稱或產品型號的升降機或設備，便會安裝品質相若的升降機或設備。

FITTINGS, FINISHES AND APPLIANCES 裝置、裝修物料及設備

4. MISCELLANEOUS

HOUSE 1, 2, 3, 5, 6, 7 & 8

Item		Description						
a.	Lifts	Residential Lift (applicable to House 5, 6 and 7 only)	(i)	Brand name and model number	Brand name	Toshiba		
				Model number	Space - III / CV610			
			(ii)	Number and floors served by them	Number of lifts	3		
					Floors served by the lift	House 5: 1 lift serving B2/F, Level 1-Level 3		
	House 6: 1 lift serving B2/F, Level 1-Level 3							
	House 7: 1 lift serving B2/F, Level 1-Level 3							
		Residential Shuttle Lift	(i)	Brand name and model number	Brand name	Toshiba		
				Model number	Space - III / CV600			
(ii)			Number and floors served by them	Number of lifts	1			
				Floors served by the lift	B2/F - G/F			
b.	Letter box	Material	Metal					
c.	Refuse collection	(i)	Means of refuse collection	Refuse is collected and removed by cleaners				
		(ii)	Location of refuse room	Refuse storage and material recovery place is provided in the common area at B2/F				
			Water meter	Electricity meter	Gas meter			
d.	Water meter, electricity meter and gas meter	(i)	Location	Check meter cabinet on B2/F	Electrical meter cabinet on B2/F	Gas meter duct on B2/F		
		(ii)	Whether they are separate or communal meters for residential properties	Separate	Separate	Separate		

The Vendor undertakes that if lifts or appliances of the specified brand name or model number are not installed in the Development, lifts or appliances of comparable quality will be installed.

賣方承諾如發展項目中沒有安裝指明的品牌名稱或產品型號的升降機或設備，便會安裝品質相若的升降機或設備。

FITTINGS, FINISHES AND APPLIANCES 裝置、裝修物料及設備

4. 雜項

洋房 1、2、3、5、6、7 及 8

細項		描述					
a.	升降機	住宅升降機 (只適用於洋房 5、6及7)	(i)	品牌名稱及產品型號	品牌名稱	東芝	
				產品型號	Space - III / CV610		
			(ii)	升降機的數目及到達的樓層	升降機的數目	3部	
				到達的樓層	洋房5：1部升降機到達地庫2層，第1層至第3層		
				洋房6：1部升降機到達地庫2層，第1層至第3層			
				洋房7：1部升降機到達地庫2層，第1層至第3層			
		住宅穿梭升降機	(i)	品牌名稱及產品型號	品牌名稱	東芝	
				產品型號	Space - III / CV600		
(ii)			升降機的數目及到達的樓層	升降機的數目	1部		
			到達的樓層	地庫2層至地下			
b.	信箱	用料	金屬				
c.	垃圾收集	(i)	垃圾收集的方法	垃圾由清潔工人收集及運走			
		(ii)	垃圾房的位置	垃圾儲存及物料回收處設於地庫2層之公用地方			
			水錶	電錶	氣體錶		
d.	水錶、電錶及氣體錶	(i)	位置	地庫2層之檢測錶櫃	地庫2層之電錶櫃	地庫2層之氣體錶槽	
		(ii)	就住宅單位而言是獨立抑或公用的錶	獨立	獨立	獨立	

The Vendor undertakes that if lifts or appliances of the specified brand name or model number are not installed in the Development, lifts or appliances of comparable quality will be installed.

賣方承諾如發展項目中沒有安裝指明的品牌名稱或產品型號的升降機或設備，便會安裝品質相若的升降機或設備。

FITTINGS, FINISHES AND APPLIANCES

裝置、裝修物料及設備

4. MISCELLANEOUS

TOWER 1, 2 & 3

Item		Description				
a.	Lifts	Residential Lift	(i)	Brand name and model number	Brand name	Toshiba
					Model number	Space - III / CV610
			(ii)	Number and floors served by them	Number of lifts	3
					Floors served by the lift	Tower 1: 1 lift serving B2/F-3/F & 5/F-Roof Tower 2: 1 lift serving B2/F-3/F & 5/F-Roof Tower 3: 1 lift serving B2/F-3/F & 5/F-Roof
	Residential Shuttle Lift	(i)	Brand name and model number	Brand name	Toshiba	
				Model number	Space - III / CV610	
		(ii)	Number and floors served by them	Number of lifts	1	
				Floors served by the lifts	B2/F - G/F	
b.	Letter box	Material	Metal			
c.	Refuse collection	(i)	Means of refuse collection	Refuse is collected and removed by cleaners		
		(ii)	Location of refuse room	Refuse storage and material recovery place is provided in the common area at B2/F		
				Water meter	Electricity meter	Gas meter
d.	Water meter, electricity meter and gas meter	(i)	Location	Water meter cabinet on G/F	Electric meter room on each residential floor	Separate gas meter is provided in the kitchen of individual residential unit (except the units listed below). Separate gas meter is provided in the Lavatory of individual residential unit Tower 1 Unit A on 1/F to 3/F & 5/F Tower 3 Unit A on 1/F to 3/F & 5/F
		(ii)	Whether they are separate or communal meters for residential properties	Separate	Separate	Separate

The Vendor undertakes that if lifts or appliances of the specified brand name or model number are not installed in the Development, lifts or appliances of comparable quality will be installed.

賣方承諾如發展項目中沒有安裝指明的品牌名稱或產品型號的升降機或設備，便會安裝品質相若的升降機或設備。

FITTINGS, FINISHES AND APPLIANCES 裝置、裝修物料及設備

4. 雜項

第1、2及3座

細項		描述				
a.	升降機	住宅升降機	(i)	品牌名稱及產品型號	品牌名稱	東芝
				產品型號	Space - III / CV610	
			(ii)	升降機的數目及到達的樓層	升降機的數目	3部
				到達的樓層	第1座：1部升降機到達地庫2樓-3樓及5樓至天台 第2座：1部升降機到達地庫2樓-3樓及5樓至天台 第3座：1部升降機到達地庫2樓-3樓及5樓至天台	
	住宅穿梭升降機	(i)	品牌名稱及產品型號	品牌名稱	東芝	
			產品型號	Space - III / CV610		
		(ii)	升降機的數目及到達的樓層	升降機的數目	1部	
			到達的樓層	地庫2層至地下		
b.	信箱	用料	金屬			
c.	垃圾收集	(i)	垃圾收集的方法	垃圾由清潔工人收集及運走		
		(ii)	垃圾房的位置	垃圾儲存及物料回收處設於地庫2層之公用地方		
d.	水錶、電錶及氣體錶	(i)	位置	水錶	電錶	氣體錶
				位於地下之水錶櫃	各住宅樓層之電錶房	獨立煤氣錶安裝於單位之廚房(以下指明單位除外)。 以下單位之獨立煤氣錶安裝於該單位之洗手間內： 第1座1樓至3樓及5樓A單位 第3座1樓至3樓及5樓A單位
		(ii)	就住宅單位而言是獨立抑或公用的錶	獨立	獨立	獨立

The Vendor undertakes that if lifts or appliances of the specified brand name or model number are not installed in the Development, lifts or appliances of comparable quality will be installed.

賣方承諾如發展項目中沒有安裝指明的品牌名稱或產品型號的升降機或設備，便會安裝品質相若的升降機或設備。

FITTINGS, FINISHES AND APPLIANCES

裝置、裝修物料及設備

5. SECURITY FACILITIES

HOUSE 1, 2, 3, 5, 6, 7 & 8 TOWER 1, 2 & 3	
Item	Description
Security system and equipment (including details of built-in provisions and their locations)	CCTV cameras are provided at entrance lobby of each Tower, car park area, clubhouse, all lifts (except lift in House) and common area, and connected to the caretaker's office. Visitor intercom panel and security system are provided at entrance lobby of each Tower and B2/F and Level 1 of each House. Vehicular control system is installed at car park. Each residential unit is equipped with video door phone. Smart Card access control system is provided

6. APPLIANCES

HOUSE 1, 2, 3, 5, 6, 7 & 8 TOWER 1, 2 & 3	
Item	Description
Brand name and model number	For brand name and model number of appliances provision, please refer to the "Appliances Schedule".

5. 保安設施

洋房 1、2、3、5、6、7 及 8 第1、2 及 3 座	
細項	描述
保安系統及設備 (包括嵌入式的裝備的細節及其位置)	閉路電視鏡頭裝設於每座大廈之入口大堂、停車場、會所、所有升降機內(洋房內之升降機除外)及公用地方，並連接至保安控制室。 每座大廈之入口大堂及每棟洋房之地庫2層及第1層裝設訪客對講機及保安系統。停車場設有汽車控制系統。每個住宅單位均設有視像對講機。提供智能卡出入保安系統。

6. 設備

洋房 1、2、3、5、6、7 及 8 第1、2 及 3 座	
細項	描述
品牌名稱及產品型號	有關設備的品牌名稱及產品型號，請參考「設備說明表」。

The Vendor undertakes that if lifts or appliances of the specified brand name or model number are not installed in the Development, lifts or appliances of comparable quality will be installed.

賣方承諾如發展項目中沒有安裝指明的品牌名稱或產品型號的升降機或設備，便會安裝品質相若的升降機或設備。

FITTINGS, FINISHES AND APPLIANCES

裝置、裝修物料及設備

Appliance Schedule 設備說明表

HOUSE 1-3, 5-8 洋房1-3、5-8

Appliances 設備	Brand Name 品牌名稱	Model Number 產品型號	House 1 洋房 1					House 2 洋房 2				
			B2/F 地庫 2層	LEVEL 1 第1層	LEVEL 2 第2層	LEVEL 3 第3層	LEVEL 5 第5層	B2/F 地庫 2層	LEVEL 1 第1層	LEVEL 2 第2層	LEVEL 3 第3層	LEVEL 5 第5層
VRV Indoor Unit 可變製冷劑流量系統室內機	Daikin 大金	FXAQ25PVE	-	Y	-	-	-	-	Y	-	-	-
		FXDP28QPVC	-	Y	-	Y	-	-	Y	-	Y	-
		FXDP36QPVC	-	-	Y	Y	-	-	-	Y	Y	-
		FXDP45QPVC	-	Y	Y	Y	-	-	Y	Y	Y	-
		VRV Outdoor Unit 可變製冷劑流量系統室外機	RUXYQ10BA	-	-	-	-	Y	-	-	-	-
Gas Water Heater 煤氣熱水爐	Noritz	NR32DQF	-	-	-	-	Y	-	-	-	-	Y
Cooker Hood 抽油煙機	Gaggenau	AW240120	-	Y	-	-	-	-	Y	-	-	-
Gas Cooking Hob (Single Burner) 單頭氣體煮食爐	Gaggenau	VG231320HK	-	Y	-	-	-	-	Y	-	-	-
Induction Hob (2 Cooking Zones) 雙頭電磁爐	Gaggenau	VI232120	-	Y	-	-	-	-	Y	-	-	-
Microwave Oven with Grill 微波燒烤爐	Gaggenau	BMP224110	-	Y	-	-	-	-	Y	-	-	-
Steam Oven 電蒸爐	Gaggenau	BSP220110	-	Y	-	-	-	-	Y	-	-	-
Double Doors Refrigerator 雙門雪櫃	Gaggenau	RC472304 + RF411304	-	Y	-	-	-	-	Y	-	-	-
Washer 洗衣機	Gaggenau	WM260163	-	Y	-	-	-	-	Y	-	-	-
Dryer 乾衣機	Gaggenau	WT260101	-	Y	-	-	-	-	Y	-	-	-
Electric Oven 焗爐	Gaggenau	EB333111	-	Y	-	-	-	-	Y	-	-	-
Grill Hob 燒烤爐	Gaggenau	VR230120	-	Y	-	-	-	-	Y	-	-	-
Dishwasher 洗碗碟機	Gaggenau	DF250161	-	Y	-	-	-	-	Y	-	-	-
Wine Cellar 酒櫃	Gaggenau	RW404261	-	Y	-	-	-	-	Y	-	-	-
Ventilation Exhaust Fan 抽氣扇	Panasonic	FV-04NU1H	-	Y	-	-	-	-	Y	-	-	-
		FV-05NU1H	-	-	Y	Y	-	-	-	Y	Y	-
Thermo Ventilator 浴室寶		FV-30BG3H	-	-	Y	Y	-	-	-	Y	Y	-

The Vendor undertakes that if lifts or appliances of the specified brand name or model number are not installed in the Development, lifts or appliances of comparable quality will be installed.

Note:

- “Y” denotes such appliance(s) is/are provided and/or installed in the residential unit. “-” denotes “not provided”. “*” denotes such appliance(s) is/are installed in pipe duct of the same floor.
- 4/F is omitted.
- The Vendor may substitute the appliances with the same model but with opposite side of hinge which is of comparable quality.

賣方承諾如發展項目中沒有安裝指明的品牌名稱或產品型號的升降機或設備，便會安裝品質相若的升降機或設備。

備註：

- “Y” 表示此設備於該住宅單位內提供及/或安裝。符號“-”表示“不提供”。符號“*”表示此設備於同一層之管道房。
- 不設4樓。
- 賣方可能以品質相若的同型號但對等相反鉸鏈代替設備。

FITTINGS, FINISHES AND APPLIANCES

裝置、裝修物料及設備

Appliance Schedule 設備說明表

HOUSE 1-3, 5-8 洋房1-3、5-8

Appliances 設備	Brand Name 品牌名稱	Model Number 產品型號	House 3 洋房 3					House 5 洋房 5				
			B2/F 地庫 2層	LEVEL 1 第1層	LEVEL 2 第2層	LEVEL 3 第3層	LEVEL 5 第5層	B2/F 地庫 2層	LEVEL 1 第1層	LEVEL 2 第2層	LEVEL 3 第3層	LEVEL 5 第5層
VRV Indoor Unit 可變製冷劑流量系統室內機	Daikin 大金	FXAQ25PVE	-	Y	-	-	-	-	Y	-	-	-
		FXDP28QPVC	-	Y	-	Y	-	-	Y	-	Y	-
		FXDP36QPVC	-	-	Y	Y	-	-	-	Y	Y	-
		FXDP45QPVC	-	Y	Y	Y	-	-	Y	Y	Y	-
		VRV Outdoor Unit 可變製冷劑流量系統室外機	RUXYQ10BA	-	-	-	-	Y	-	-	-	-
Gas Water Heater 煤氣熱水爐	Noritz	NR32DQF	-	-	-	-	Y	-	-	-	-	Y
Cooker Hood 抽油煙機	Gaggenau	AW240120	-	Y	-	-	-	-	Y	-	-	-
Gas Cooking Hob (Single Burner) 單頭氣體煮食爐	Gaggenau	VG231320HK	-	Y	-	-	-	-	Y	-	-	-
Induction Hob (2 Cooking Zones) 雙頭電磁爐	Gaggenau	VI232120	-	Y	-	-	-	-	Y	-	-	-
Microwave Oven with Grill 微波燒烤爐	Gaggenau	BMP224110	-	Y	-	-	-	-	Y	-	-	-
Steam Oven 電蒸爐	Gaggenau	BSP220110	-	Y	-	-	-	-	Y	-	-	-
Double Doors Refrigerator 雙門雪櫃	Gaggenau	RC472304 + RF411304	-	Y	-	-	-	-	Y	-	-	-
Washer 洗衣機	Gaggenau	WM260163	-	Y	-	-	-	-	Y	-	-	-
Dryer 乾衣機	Gaggenau	WT260101	-	Y	-	-	-	-	Y	-	-	-
Electric Oven 焗爐	Gaggenau	EB333111	-	Y	-	-	-	-	Y	-	-	-
Grill Hob 燒烤爐	Gaggenau	VR230120	-	Y	-	-	-	-	Y	-	-	-
Dishwasher 洗碗碟機	Gaggenau	DF250161	-	Y	-	-	-	-	Y	-	-	-
Wine Cellar 酒櫃	Gaggenau	RW404261	-	Y	-	-	-	-	Y	-	-	-
Ventilation Exhaust Fan 抽氣扇	Panasonic	FV-04NU1H	-	Y	-	-	-	-	Y	-	-	-
		FV-05NU1H	-	-	Y	Y	-	-	-	Y	Y	-
Thermo Ventilator 浴室寶		FV-30BG3H	-	-	Y	Y	-	-	-	Y	Y	-

The Vendor undertakes that if lifts or appliances of the specified brand name or model number are not installed in the Development, lifts or appliances of comparable quality will be installed.

Note:

- “Y” denotes such appliance(s) is/are provided and/or installed in the residential unit. “-” denotes “not provided”. “*” denotes such appliance(s) is/are installed in pipe duct of the same floor.
- 4/F is omitted.
- The Vendor may substitute the appliances with the same model but with opposite side of hinge which is of comparable quality.

賣方承諾如發展項目中沒有安裝指明的品牌名稱或產品型號的升降機或設備，便會安裝品質相若的升降機或設備。

備註：

- “Y” 表示此設備於該住宅單位內提供及/或安裝。符號“-”表示“不提供”。符號“*”表示此設備於同一層之管道房。
- 不設4樓。
- 賣方可能以品質相若的同型號但對等相反鉸鏈代替設備。

FITTINGS, FINISHES AND APPLIANCES

裝置、裝修物料及設備

Appliance Schedule 設備說明表

HOUSE 1-3, 5-8 洋房1-3、5-8

Appliances 設備	Brand Name 品牌名稱	Model Number 產品型號	House 6 洋房 6					House 7 洋房 7				
			B2/F 地庫 2層	LEVEL 1 第1層	LEVEL 2 第2層	LEVEL 3 第3層	LEVEL 5 第5層	B2/F 地庫 2層	LEVEL 1 第1層	LEVEL 2 第2層	LEVEL 3 第3層	LEVEL 5 第5層
VRV Indoor Unit 可變製冷劑流量系統室內機	Daikin 大金	FXAQ25PVE	-	Y	-	-	-	-	Y	-	-	-
		FXDP28QPVC	-	Y	-	Y	-	-	Y	-	Y	-
		FXDP36QPVC	-	-	Y	Y	-	-	-	Y	Y	-
		FXDP45QPVC	-	Y	Y	Y	-	-	Y	Y	Y	-
		VRV Outdoor Unit 可變製冷劑流量系統室外機	RUXYQ10BA	-	-	-	-	Y	-	-	-	-
Gas Water Heater 煤氣熱水爐	Noritz	NR32DQF	-	-	-	-	Y	-	-	-	-	Y
Cooker Hood 抽油煙機	Gaggenau	AW240120	-	Y	-	-	-	-	Y	-	-	-
Gas Cooking Hob (Single Burner) 單頭氣體煮食爐	Gaggenau	VG231320HK	-	Y	-	-	-	-	Y	-	-	-
Induction Hob (2 Cooking Zones) 雙頭電磁爐	Gaggenau	VI232120	-	Y	-	-	-	-	Y	-	-	-
Microwave Oven with Grill 微波燒烤爐	Gaggenau	BMP224110	-	Y	-	-	-	-	Y	-	-	-
Steam Oven 電蒸爐	Gaggenau	BSP220110	-	Y	-	-	-	-	Y	-	-	-
Double Doors Refrigerator 雙門雪櫃	Gaggenau	RC472304 + RF411304	-	Y	-	-	-	-	Y	-	-	-
Washer 洗衣機	Gaggenau	WM260163	-	Y	-	-	-	-	Y	-	-	-
Dryer 乾衣機	Gaggenau	WT260101	-	Y	-	-	-	-	Y	-	-	-
Electric Oven 焗爐	Gaggenau	EB333111	-	Y	-	-	-	-	Y	-	-	-
Grill Hob 燒烤爐	Gaggenau	VR230120	-	Y	-	-	-	-	Y	-	-	-
Dishwasher 洗碗碟機	Gaggenau	DF250161	-	Y	-	-	-	-	Y	-	-	-
Wine Cellar 酒櫃	Gaggenau	RW404261	-	Y	-	-	-	-	Y	-	-	-
Ventilation Exhaust Fan 抽氣扇	Panasonic	FV-04NU1H	-	Y	-	-	-	-	Y	-	-	-
		FV-05NU1H	-	-	Y	Y	-	-	-	Y	Y	-
Thermo Ventilator 浴室寶		FV-30BG3H	-	-	Y	Y	-	-	-	Y	Y	-

The Vendor undertakes that if lifts or appliances of the specified brand name or model number are not installed in the Development, lifts or appliances of comparable quality will be installed.

Note:

- “Y” denotes such appliance(s) is/are provided and/or installed in the residential unit. “-” denotes “not provided”. “*” denotes such appliance(s) is/are installed in pipe duct of the same floor.
- 4/F is omitted.
- The Vendor may substitute the appliances with the same model but with opposite side of hinge which is of comparable quality.

賣方承諾如發展項目中沒有安裝指明的品牌名稱或產品型號的升降機或設備，便會安裝品質相若的升降機或設備。

備註：

- “Y”表示此設備於該住宅單位內提供及/或安裝。符號“-”表示“不提供”。符號“*”表示此設備於同一層之管道房。
- 不設4樓。
- 賣方可能以品質相若的同型號但對等相反鉸鏈代替設備。

FITTINGS, FINISHES AND APPLIANCES

裝置、裝修物料及設備

Appliance Schedule 設備說明表

HOUSE 1-3, 5-8 洋房1-3、5-8

Appliances 設備	Brand Name 品牌名稱	Model Number 產品型號	House 8 洋房 8				
			B2/F 地庫 2層	LEVEL 1 第1層	LEVEL 2 第2層	LEVEL 3 第3層	LEVEL 5 第5層
VRV Indoor Unit 可變製冷劑流量系統室內機	Daikin 大金	FXAQ25PVE	-	Y	-	-	-
		FXDP28QPVC	-	Y	-	Y	-
		FXDP36QPVC	-	-	Y	Y	-
		FXDP45QPVC	-	Y	Y	Y	-
VRV Outdoor Unit 可變製冷劑流量系統室外機		RUXYQ10BA	-	-	-	-	Y
Gas Water Heater 煤氣熱水爐	Noritz	NR32DQF	-	-	-	-	Y
Cooker Hood 抽油煙機	Gaggenau	AW240120	-	Y	-	-	-
Gas Cooking Hob (Single Burner) 單頭氣體煮食爐	Gaggenau	VG231320HK	-	Y	-	-	-
Induction Hob (2 Cooking Zones) 雙頭電磁爐	Gaggenau	VI232120	-	Y	-	-	-
Microwave Oven with Grill 微波燒烤爐	Gaggenau	BMP224110	-	Y	-	-	-
Steam Oven 電蒸爐	Gaggenau	BSP220110	-	Y	-	-	-
Double Doors Refrigerator 雙門雪櫃	Gaggenau	RC472304 + RF411304	-	Y	-	-	-
Washer 洗衣機	Gaggenau	WM260163	-	Y	-	-	-
Dryer 乾衣機	Gaggenau	WT260101	-	Y	-	-	-
Electric Oven 焗爐	Gaggenau	EB333111	-	Y	-	-	-
Grill Hob 燒烤爐	Gaggenau	VR230120	-	Y	-	-	-
Dishwasher 洗碗碟機	Gaggenau	DF250161	-	Y	-	-	-
Wine Cellar 酒櫃	Gaggenau	RW404261	-	Y	-	-	-
Ventilation Exhaust Fan 抽氣扇	Panasonic	FV-04NU1H	-	Y	-	-	-
		FV-05NU1H	-	-	Y	Y	-
Thermo Ventilator 浴室寶		FV-30BG3H	-	-	Y	Y	-

The Vendor undertakes that if lifts or appliances of the specified brand name or model number are not installed in the Development, lifts or appliances of comparable quality will be installed.

Note:

1. "Y" denotes such appliance(s) is/are provided and/or installed in the residential unit. "-" denotes "not provided". "*" denotes such appliance(s) is/are installed in pipe duct of the same floor.
2. 4/F is omitted.
3. The Vendor may substitute the appliances with the same model but with opposite side of hinge which is of comparable quality.

賣方承諾如發展項目中沒有安裝指明的品牌名稱或產品型號的升降機或設備，便會安裝品質相若的升降機或設備。

備註：

1. "Y" 表示此設備於該住宅單位內提供及/或安裝。符號 "-" 表示 "不提供"。符號 "*" 表示此設備於同一層之管道房。
2. 不設4樓。
3. 賣方可能以品質相若的同型號但對等相反鉸鏈代替設備。

FITTINGS, FINISHES AND APPLIANCES

裝置、裝修物料及設備

Appliance Schedule 設備說明表

Tower 1 第1座

Appliances 設備	Brand Name 品牌名稱	Model Number 產品型號	1/F 1樓		2/F 2樓		3/F 3樓		5/F 5樓		Roof 天台	
			A	B	A	B	A	B	A	B	A	B
Multi-Split Type Indoor Unit 多聯分體式冷氣機室內機	Daikin 大金	FTXS25EVMA8	Y	Y	Y	Y	Y	Y	Y	Y	-	-
		FTXS35EVMA8	Y	Y	Y	Y	Y	Y	Y	Y	-	-
		FTXS50FVMA8	Y	Y	Y	Y	Y	Y	Y	Y	-	-
Multi-Split Type Outdoor Unit 多聯分體式冷氣機室外機		4MXS100AA	Y	Y	Y	Y	Y	Y	Y	Y	-	-
Gas Water Heater 煤氣熱水爐	TGC	TRJW222TFQL	Y	Y	Y	Y	Y	Y	Y	Y	-	-
Cooker Hood 抽油煙機	Gaggenau	AW240190	Y	Y	Y	Y	Y	Y	Y	Y	-	-
Gas Cooking Hob (Single Burner) 單頭氣體煮食爐	Gaggenau	VG231320HK	Y	Y	Y	Y	Y	Y	Y	Y	-	-
Induction Hob (2 Cooking Zones) 雙頭電磁爐	Gaggenau	VI232120	Y	Y	Y	Y	Y	Y	Y	Y	-	-
Microwave Oven with Grill 微波燒烤爐	Gaggenau	BMP224110	Y	Y	Y	Y	Y	Y	Y	Y	-	-
Double Doors Refrigerator 雙門雪櫃	Gaggenau	RB280303	Y	Y	Y	Y	Y	Y	Y	Y	-	-
Washer & Dryer 洗衣乾衣機	Gaggenau	WD200140	Y	Y	Y	Y	Y	Y	Y	Y	-	-
Wine Cellar 酒櫃	Gaggenau	RW404261	Y	Y	Y	Y	Y	Y	Y	Y	-	-
Electric Oven 焗爐	Gaggenau	BOP210112	Y	Y	Y	Y	Y	Y	Y	Y	-	-
Ceiling Exhaust Fan 天花式抽氣扇	Panasonic	FV-24CMH1	Y	Y	Y	Y	Y	Y	Y	Y	-	-
Ventilation Exhaust Fan 抽氣扇		FV-04NU1H	Y	Y	Y	Y	Y	Y	Y	Y	-	-
Thermo Ventilator 浴室寶		FV-30BG3H	Y	Y	Y	Y	Y	Y	Y	Y	-	-

The Vendor undertakes that if lifts or appliances of the specified brand name or model number are not installed in the Development, lifts or appliances of comparable quality will be installed.

Note:

- “Y” denotes such appliance(s) is/are provided and/or installed in the residential unit. “-” denotes “not provided”. “*” denotes such appliance(s) is/are installed in pipe duct of the same floor.
- 4/F is omitted.
- The Vendor may substitute the appliances with the same model but with opposite side of hinge which is of comparable quality.

賣方承諾如發展項目中沒有安裝指明的品牌名稱或產品型號的升降機或設備，便會安裝品質相若的升降機或設備。

備註：

- “Y”表示此設備於該住宅單位內提供及/或安裝。符號“-”表示“不提供”。符號“*”表示此設備於同一層之管道房。
- 不設4樓。
- 賣方可能以品質相若的同型號但對等相反鉸鏈代替設備。

FITTINGS, FINISHES AND APPLIANCES

裝置、裝修物料及設備

Appliance Schedule 設備說明表

Tower 2 第2座

Appliances 設備	Brand Name 品牌名稱	Model Number 產品型號	G/F 地下	1/F 1樓		2/F 2樓		3/F 3樓		5/F 5樓		Roof 天台		
			A	A	B	A	B	A	B	A	B	A	B	
Multi-Split Type Indoor Unit 多聯分體式冷氣機室內機	Daikin 大金	FTXS25EVMA	Y	-	-	-	-	-	-	-	-	-	-	
		FTXS35EVMA	Y	-	-	-	-	-	-	-	-	-	-	
		FTXS50FVMA	Y	-	-	-	-	-	-	-	-	-	-	
Multi-Split Type Outdoor Unit 多聯分體式冷氣機室外機		4MXS100AA	Y (At 1/F 於 1樓)	-	-	-	-	-	-	-	-	-	-	
VRV Indoor Unit 可變製冷劑流量系統室內機		FXAQ25PVE	-	Y	Y	Y	Y	Y	Y	Y	Y	Y	-	-
		FXAQ32PVE	-	Y	Y	Y	Y	Y	Y	Y	Y	Y	-	-
		FXAQ50PVE	-	Y	Y	Y	Y	Y	Y	Y	Y	Y	-	-
VRV Outdoor Unit 可變製冷劑流量系統室外機		RJZQ6AAV	-	Y	Y	Y (At Roof 於 天台)	Y (At Roof 於 天台)	Y (At Roof 於 天台)	Y (At Roof 於 天台)	Y (At Roof 於 天台)	Y (At Roof 於 天台)	Y (At Roof 於 天台)	-	-
Gas Water Heater 煤氣熱水爐		TGC	TRJW222TFQL	Y	Y	Y	Y	Y	Y	Y	Y	Y	-	-
Cooker Hood 抽油煙機		Gaggenau	AW240190	Y	Y	Y	Y	Y	Y	Y	Y	Y	-	-
Gas Cooking Hob (Single Burner) 單頭氣體煮食爐	Gaggenau	VG231320HK	Y	Y	Y	Y	Y	Y	Y	Y	Y	-	-	
Induction Hob (2 Cooking Zones) 雙頭電磁爐	Gaggenau	VI232120	Y	Y	Y	Y	Y	Y	Y	Y	Y	-	-	
Microwave Oven with Grill 微波燒烤爐	Gaggenau	BMP224110	Y	Y	Y	Y	Y	Y	Y	Y	Y	-	-	
Double Doors Refrigerator 雙門雪櫃	Gaggenau	RB280303	Y	Y	Y	Y	Y	Y	Y	Y	Y	-	-	
Washer & Dryer 洗衣乾衣機	Gaggenau	WD200140	Y	Y	Y	Y	Y	Y	Y	Y	Y	-	-	
Wine Cellar 酒櫃	Gaggenau	RW404261	Y	Y	Y	Y	Y	Y	Y	Y	Y	-	-	
Electric Oven 焗爐	Gaggenau	BOP210112	Y	Y	Y	Y	Y	Y	Y	Y	Y	-	-	
Ceiling Exhaust Fan 天花式抽氣扇	Panasonic	FV-24CMH1	Y	Y	Y	Y	Y	Y	Y	Y	Y	-	-	
Ventilation Exhaust Fan 抽氣扇		FV-04NU1H	Y	Y	Y	Y	Y	Y	Y	Y	Y	-	-	
Thermo Ventilator 浴室寶		FV-30BG3H	Y	Y	Y	Y	Y	Y	Y	Y	Y	-	-	

The Vendor undertakes that if lifts or appliances of the specified brand name or model number are not installed in the Development, lifts or appliances of comparable quality will be installed.

Note:

- “Y” denotes such appliance(s) is/are provided and/or installed in the residential unit. “-” denotes “not provided”. “*” denotes such appliance(s) is/are installed in pipe duct of the same floor.
- 4/F is omitted.
- The Vendor may substitute the appliances with the same model but with opposite side of hinge which is of comparable quality.

賣方承諾如發展項目中沒有安裝指明的品牌名稱或產品型號的升降機或設備，便會安裝品質相若的升降機或設備。

備註：

- “Y” 表示此設備於該住宅單位內提供及/或安裝。符號“-”表示“不提供”。符號“*”表示此設備於同一層之管道房。
- 不設4樓。
- 賣方可能以品質相若的同型號但對等相反鉸鏈代替設備。

FITTINGS, FINISHES AND APPLIANCES

裝置、裝修物料及設備

Appliance Schedule 設備說明表

Tower 3 第3座

Appliances 設備	Brand Name 品牌名稱	Model Number 產品型號	G/F 地下	1/F 1樓		2/F 2樓		3/F 3樓		5/F 5樓		Roof 天台		
			A	A	B	A	B	A	B	A	B	A	B	
Single Split Type Indoor Unit 分體式冷氣機室內機	Daikin 大金	FTXS25EVMA8	Y	-	-	-	-	-	-	-	-	-	-	
Single Split Type Outdoor Unit 分體式冷氣機室外機		RXS25EBVMA	Y	-	-	-	-	-	-	-	-	-	-	
Multi-Split Type Indoor Unit 多聯分體式冷氣機室內機		FTXS25EVMA8	-	Y	Y	Y	Y	Y	Y	Y	Y	Y	-	-
		FTXS35EVMA8	Y	Y	Y	Y	Y	Y	Y	Y	Y	Y	-	-
		FTXS50FVMA8	Y	Y	Y	Y	Y	Y	Y	Y	Y	Y	-	-
Multi-Split Type Outdoor Unit 多聯分體式冷氣機室外機		4MXS100AA	Y	Y	Y	Y	Y	Y	Y	Y	Y	Y	-	-
Gas Water Heater 煤氣熱水爐	TGC	TRJW222TFQL	Y	Y	Y	Y	Y	Y	Y	Y	Y	-	-	
Cooker Hood 抽油煙機	Gaggenau	AF210161	Y	-	-	-	-	-	-	-	-	-	-	
		AW240190	-	Y	Y	Y	Y	Y	Y	Y	Y	Y	-	-
Gas Cooking Hob (Single Burner) 單頭氣體煮食爐	Gaggenau	VG231320HK	Y	Y	Y	Y	Y	Y	Y	Y	Y	-	-	
Induction Hob (2 Cooking Zones) 雙頭電磁爐	Gaggenau	VI232120	Y	Y	Y	Y	Y	Y	Y	Y	Y	-	-	
Microwave Oven with Grill 微波燒烤爐	Gaggenau	BMP224110	-	Y	Y	Y	Y	Y	Y	Y	Y	-	-	
Double Doors Refrigerator 雙門雪櫃	Gaggenau	RB280303	Y	Y	Y	Y	Y	Y	Y	Y	Y	-	-	
Washer & Dryer 洗衣乾衣機	Gaggenau	WD200140	Y	Y	Y	Y	Y	Y	Y	Y	Y	-	-	
Wine Cellar 酒櫃	Gaggenau	RW404261	-	Y	Y	Y	Y	Y	Y	Y	Y	-	-	
Electric Oven 焗爐	Gaggenau	BOP210112	Y	Y	Y	Y	Y	Y	Y	Y	Y	-	-	
Ceiling Exhaust Fan 天花式抽氣扇	Panasonic	FV-24CMH1	Y	Y	Y	Y	Y	Y	Y	Y	Y	-	-	
Ventilation Exhaust Fan 抽氣扇		FV-04NU1H	Y	Y	Y	Y	Y	Y	Y	Y	Y	-	-	
Thermo Ventilator 浴室寶		FV-30BG3H	Y	Y	Y	Y	Y	Y	Y	Y	Y	-	-	

The Vendor undertakes that if lifts or appliances of the specified brand name or model number are not installed in the Development, lifts or appliances of comparable quality will be installed.

Note:

- “Y” denotes such appliance(s) is/are provided and/or installed in the residential unit. “-” denotes “not provided”. “*” denotes such appliance(s) is/are installed in pipe duct of the same floor.
- 4/F is omitted.
- The Vendor may substitute the appliances with the same model but with opposite side of hinge which is of comparable quality.

賣方承諾如發展項目中沒有安裝指明的品牌名稱或產品型號的升降機或設備，便會安裝品質相若的升降機或設備。

備註：

- “Y” 表示此設備於該住宅單位內提供及/或安裝。符號“-”表示“不提供”。符號“*”表示此設備於同一層之管道房。
- 不設4樓。
- 賣方可能以品質相若的同型號但對等相反鉸鏈代替設備。

FITTINGS, FINISHES AND APPLIANCES

裝置、裝修物料及設備

Schedule of Mechanical & Electrical Provisions of Residential Units 住宅單位機電裝置數量說明表

HOUSE 洋房

Location 位置	Description 描述	House 1 洋房 1					House 2 洋房 2				
		B2/F 地庫 2層	LEVEL 1 第1層	LEVEL 2 第2層	LEVEL 3 第3層	LEVEL 5 第5層	B2/F 地庫 2層	LEVEL 1 第1層	LEVEL 2 第2層	LEVEL 3 第3層	LEVEL 5 第5層
Carport 車庫	Lighting Point 燈位	6	-	-	-	-	6	-	-	-	-
B2/F Entrance 地庫2層入口	Lighting Switch 燈掣	2	-	-	-	-	2	-	-	-	-
	Lighting Point 燈位	2	-	-	-	-	1	-	-	-	-
B2/F Electrical Meter Cabinet 地庫2層電錶櫃	13A Twin Socket Outlet for Security Equipment 保安設備13安培雙位電插座	1	-	-	-	-	1	-	-	-	-
	Molded Case Circuit Breakers Board 總電掣箱	1	-	-	-	-	1	-	-	-	-
	Miniature Circuit Breakers Board 配電箱	2	-	-	-	-	2	-	-	-	-
B2/F Lobby 地庫2層大堂	Lighting Switch 燈掣	1	-	-	-	-	-	-	-	-	-
	T5 Light Tube T5光管	2	-	-	-	-	-	-	-	-	-
Garden 花園	13A Single Socket Outlet (with USB Port) 13安培單位電插座 (附有USB接口)	-	1	-	-	-	-	1	-	-	-
	Lighting Point 燈位	-	6	-	-	-	-	8	-	-	-
	13A Weatherproof Single Socket Outlet 13安培防水單位電插座	-	1	-	-	-	-	1	-	-	-
Main Entrance 大門入口	Door Bell Push Button 門鈴按鈕	-	1	-	-	-	-	1	-	-	-
	Lighting Point 燈位	-	2	-	-	-	-	2	-	-	-
	Lighting Switch 燈掣	-	3	-	-	-	-	3	-	-	-
Living Room / Dining Room / Corridor 客廳/飯廳/走廊	Spare Connection Unit 後備接線座	-	2	-	-	-	-	2	-	-	-
	Switch for Indoor A/C Unit 室內冷氣機開關掣	-	3	-	-	-	-	3	-	-	-
	13A Single Socket Outlet 13安培單位電插座	-	1	-	-	-	-	1	-	-	-
	13A Single Socket Outlet (with USB Port) 13安培單位電插座 (附有USB接口)	-	2	-	-	-	-	2	-	-	-
	13A Twin Socket Outlet 13安培雙位電插座	-	2	-	-	-	-	2	-	-	-
	TV/FM Outlet 電視及電台插座	-	2	-	-	-	-	2	-	-	-
	Lighting Point 燈位	-	3	-	-	-	-	4	-	-	-
	Telephone Outlet 電話插座	-	2	-	-	-	-	2	-	-	-
	Lighting Switch 燈掣	-	8	-	-	-	-	8	-	-	-
	Lighting Switch for Kitchen 廚房燈掣	-	2	-	-	-	-	2	-	-	-
	Exhaust Fan Switch for Kitchen 廚房抽氣扇開關掣	-	1	-	-	-	-	1	-	-	-
	Gas Water Heater Switch 煤氣熱水爐開關掣	-	1	-	-	-	-	1	-	-	-
	Lighting Switch for Lavatory 1 洗手間 1 燈掣	-	2	-	-	-	-	2	-	-	-
	Exhaust Fan Switch for Lavatory 1 洗手間 1 抽氣扇開關掣	-	1	-	-	-	-	1	-	-	-
Master Bedroom 主人睡房	Switch for Indoor A/C Unit 室內冷氣機開關掣	-	-	-	2	-	-	-	-	2	-
	13A Twin Socket Outlet 13安培雙位電插座	-	-	-	1	-	-	-	-	1	-
	13A Single Socket Outlet (with USB Port) 13安培單位電插座 (附有USB接口)	-	-	-	2	-	-	-	-	2	-
	TV/FM Outlet 電視及電台插座	-	-	-	1	-	-	-	-	1	-
	Telephone Outlet 電話插座	-	-	-	1	-	-	-	-	1	-
	Lighting Switch 燈掣	-	-	-	3	-	-	-	-	3	-
	Spare Connection Unit 後備接線座	-	-	-	2	-	-	-	-	2	-
	Lighting Switch for Master Bathroom 主人浴室燈掣	-	-	-	2	-	-	-	-	2	-
	Exhaust Fan Switch for Master Bathroom 主人浴室抽氣扇開關掣	-	-	-	1	-	-	-	-	1	-
	Thermo Ventilator Switch for Master Bathroom 主人浴室浴室寶開關掣	-	-	-	1	-	-	-	-	1	-
Lighting Point 燈位	-	-	-	2	-	-	-	-	2	-	

The Vendor undertakes that if lifts or appliances of the specified brand name or model number are not installed in the Development, lifts or appliances of comparable quality will be installed.

Note:

- “1, 2,” denotes the quantity of such provision(s) provided in the residential unit. “-” denotes “not provided”. “*” denotes such appliance(s) is/are installed in pipe duct of the same floor.
- The quantity of the lighting switch shown in the schedule denotes the quantity of switch button(s).
- 4/F is omitted.

賣方承諾如發展項目中沒有安裝指明的品牌名稱或產品型號的升降機或設備，便會安裝品質相若的升降機或設備。

備註：

- “1, 2,” 表示提供於該住宅單位內的裝置數量。符號“-”表示“不提供”。符號“*”表示此設備於同一層之管道房。
- 說明表所顯示的燈掣數量是表示燈掣按鈕的數量。
- 不設4樓。

FITTINGS, FINISHES AND APPLIANCES

裝置、裝修物料及設備

Schedule of Mechanical & Electrical Provisions of Residential Units 住宅單位機電裝置數量說明表

HOUSE 洋房

Location 位置	Description 描述	House 3 洋房 3					House 5 洋房 5				
		B2/F 地庫 2層	LEVEL 1 第1層	LEVEL 2 第2層	LEVEL 3 第3層	LEVEL 5 第5層	B2/F 地庫 2層	LEVEL 1 第1層	LEVEL 2 第2層	LEVEL 3 第3層	LEVEL 5 第5層
Carport 車庫	Lighting Point 燈位	6	-	-	-	-	6	-	-	-	-
B2/F Entrance 地庫2層入口	Lighting Switch 燈掣	2	-	-	-	-	2	-	-	-	-
	Lighting Point 燈位	2	-	-	-	-	2	-	-	-	-
B2/F Electrical Meter Cabinet 地庫2層電錶櫃	13A Twin Socket Outlet for Security Equipment 保安設備13安培雙位電插座	1	-	-	-	-	1	-	-	-	-
	Molded Case Circuit Breakers Board 總電掣箱	1	-	-	-	-	1	-	-	-	-
	13A Single Socket Outlet for Lift Equipment 升降機設備13安培單位電插座	-	-	-	-	-	2	-	-	-	-
	Miniature Circuit Breakers Board 配電箱	2	-	-	-	-	2	-	-	-	-
B2/F Lobby 地庫2層大堂	Lighting Switch 燈掣	1	-	-	-	-	1	-	-	-	-
	T5 Light Tube T5光管	2	-	-	-	-	2	-	-	-	-
Garden 花園	13A Single Socket Outlet (with USB Port) 13安培單位電插座 (附有USB接口)	-	1	-	-	-	-	1	-	-	-
	Lighting Point 燈位	-	8	-	-	-	-	9	-	-	-
	13A Weatherproof Single Socket Outlet 13安培防水單位電插座	-	1	-	-	-	-	1	-	-	-
Main Entrance 大門入口	Door Bell Push Button 門鈴按鈕	-	1	-	-	-	-	1	-	-	-
	Lighting Point 燈位	-	2	-	-	-	-	2	-	-	-
	Lighting Switch 燈掣	-	5	-	-	-	-	3	-	-	-
Living Room / Dining Room / Corridor 客廳/飯廳/走廊	Spare Connection Unit 後備接線座	-	2	-	-	-	-	2	-	-	-
	Switch for Indoor A/C Unit 室內冷氣機開關掣	-	3	-	-	-	-	3	-	-	-
	13A Single Socket Outlet 13安培單位電插座	-	3	-	-	-	-	1	-	-	-
	13A Single Socket Outlet (with USB Port) 13安培單位電插座 (附有USB接口)	-	-	-	-	-	-	2	-	-	-
	13A Twin Socket Outlet 13安培雙位電插座	-	1	-	-	-	-	2	-	-	-
	TV/FM Outlet 電視及電台插座	-	1	-	-	-	-	2	-	-	-
	Lighting Point 燈位	-	19	-	-	-	-	7	-	-	-
	Telephone Outlet 電話插座	-	3	-	-	-	-	2	-	-	-
	Lighting Switch 燈掣	-	15	-	-	-	-	11	-	-	-
	Lighting Switch for Kitchen 廚房燈掣	-	2	-	-	-	-	2	-	-	-
	Exhaust Fan Switch for Kitchen 廚房抽氣扇開關掣	-	1	-	-	-	-	1	-	-	-
	Gas Water Heater Switch 煤氣熱水爐開關掣	-	1	-	-	-	-	1	-	-	-
	Lighting Switch for Lavatory 1 洗手間 1 燈掣	-	2	-	-	-	-	2	-	-	-
	Exhaust Fan Switch for Lavatory 1 洗手間 1 抽氣扇開關掣	-	1	-	-	-	-	1	-	-	-
Master Bedroom 主人睡房	Switch for Indoor A/C Unit 室內冷氣機開關掣	-	-	-	2	-	-	-	-	2	-
	13A Twin Socket Outlet 13安培雙位電插座	-	-	-	-	-	-	-	-	1	-
	13A Single Socket Outlet (with USB Port) 13安培單位電插座 (附有USB接口)	-	-	-	-	-	-	-	-	2	-
	13A Single Socket Outlet 13安培單位電插座	-	-	-	6	-	-	-	-	-	-
	TV/FM Outlet 電視及電台插座	-	-	-	1	-	-	-	-	1	-
	Telephone Outlet 電話插座	-	-	-	2	-	-	-	-	1	-
	Lighting Switch 燈掣	-	-	-	10	-	-	-	-	3	-
	Spare Connection Unit 後備接線座	-	-	-	9	-	-	-	-	2	-
	Lighting Switch for Master Bathroom 主人浴室燈掣	-	-	-	2	-	-	-	-	2	-
	Exhaust Fan Switch for Master Bathroom 主人浴室抽氣扇開關掣	-	-	-	1	-	-	-	-	1	-
	Thermo Ventilator Switch for Master Bathroom 主人浴室浴室寶開關掣	-	-	-	1	-	-	-	-	1	-
Lighting Point 燈位	-	-	-	5	-	-	-	-	4	-	

The Vendor undertakes that if lifts or appliances of the specified brand name or model number are not installed in the Development, lifts or appliances of comparable quality will be installed.

Note:

- “1, 2,” denotes the quantity of such provision(s) provided in the residential unit. “-” denotes “not provided”. “*” denotes such appliance(s) is/are installed in pipe duct of the same floor.
- The quantity of the lighting switch shown in the schedule denotes the quantity of switch button(s).
- 4/F is omitted.

賣方承諾如發展項目中沒有安裝指明的品牌名稱或產品型號的升降機或設備，便會安裝品質相若的升降機或設備。

備註：

- “1, 2,” 表示提供於該住宅單位內的裝置數量。符號“-”表示“不提供”。符號“*”表示此設備於同一層之管道房。
- 說明表所顯示的燈掣數量是表示燈掣按鈕的數量。
- 不設4樓。

FITTINGS, FINISHES AND APPLIANCES

裝置、裝修物料及設備

Schedule of Mechanical & Electrical Provisions of Residential Units 住宅單位機電裝置數量說明表

HOUSE 洋房

Location 位置	Description 描述	House 6 洋房 6					House 7 洋房 7				
		B2/F 地庫 2層	LEVEL 1 第1層	LEVEL 2 第2層	LEVEL 3 第3層	LEVEL 5 第5層	B2/F 地庫 2層	LEVEL 1 第1層	LEVEL 2 第2層	LEVEL 3 第3層	LEVEL 5 第5層
Carport 車庫	Lighting Point 燈位	6	-	-	-	-	6	-	-	-	-
B2/F Entrance 地庫2層入口	Lighting Switch 燈掣	2	-	-	-	-	2	-	-	-	-
	Lighting Point 燈位	2	-	-	-	-	2	-	-	-	-
B2/F Electrical Meter Cabinet 地庫2層電錶櫃	13A Twin Socket Outlet for Security Equipment 保安設備13安培雙位電插座	1	-	-	-	-	1	-	-	-	-
	Molded Case Circuit Breakers Board 總電掣箱	1	-	-	-	-	1	-	-	-	-
	13A Single Socket Outlet for Lift Equipment 升降機設備13安培單位電插座	2	-	-	-	-	2	-	-	-	-
	Miniature Circuit Breakers Board 配電箱	2	-	-	-	-	2	-	-	-	-
B2/F Lobby 地庫2層大堂	Lighting Switch 燈掣	1	-	-	-	-	1	-	-	-	-
	T5 Light Tube T5光管	2	-	-	-	-	2	-	-	-	-
Garden 花園	13A Single Socket Outlet (with USB Port) 13安培單位電插座 (附有USB接口)	-	1	-	-	-	-	1	-	-	-
	Lighting Point 燈位	-	9	-	-	-	-	8	-	-	-
	13A Weatherproof Single Socket Outlet 13安培防水單位電插座	-	1	-	-	-	-	1	-	-	-
Main Entrance 大門入口	Door Bell Push Button 門鈴按鈕	-	1	-	-	-	-	1	-	-	-
	Lighting Point 燈位	-	2	-	-	-	-	2	-	-	-
	Lighting Switch 燈掣	-	3	-	-	-	-	3	-	-	-
Living Room / Dining Room / Corridor 客廳/飯廳/走廊	Spare Connection Unit 後備接線座	-	2	-	-	-	-	8	-	-	-
	Switch for Indoor A/C Unit 室內冷氣機開關掣	-	3	-	-	-	-	3	-	-	-
	13A Single Socket Outlet 13安培單位電插座	-	1	-	-	-	-	5	-	-	-
	13A Single Socket Outlet (with USB Port) 13安培單位電插座 (附有USB接口)	-	2	-	-	-	-	1	-	-	-
	13A Twin Socket Outlet 13安培雙位電插座	-	2	-	-	-	-	1	-	-	-
	TV/FM Outlet 電視及電台插座	-	2	-	-	-	-	2	-	-	-
	Lighting Point 燈位	-	7	-	-	-	-	40	-	-	-
	Telephone Outlet 電話插座	-	2	-	-	-	-	2	-	-	-
	Lighting Switch 燈掣	-	11	-	-	-	-	27	-	-	-
	Lighting Switch for Kitchen 廚房燈掣	-	2	-	-	-	-	2	-	-	-
	Exhaust Fan Switch for Kitchen 廚房抽氣扇開關掣	-	1	-	-	-	-	1	-	-	-
	Gas Water Heater Switch 煤氣熱水爐開關掣	-	1	-	-	-	-	-	-	-	-
	Lighting Switch for Lavatory 1 洗手間 1 燈掣	-	2	-	-	-	-	-	-	-	-
	Exhaust Fan Switch for Lavatory 1 洗手間 1 抽氣扇開關掣	-	1	-	-	-	-	-	-	-	-
Master Bedroom 主人睡房	Switch for Indoor A/C Unit 室內冷氣機開關掣	-	-	-	2	-	-	-	-	2	-
	13A Twin Socket Outlet 13安培雙位電插座	-	-	-	1	-	-	-	-	9	-
	13A Single Socket Outlet (with USB Port) 13安培單位電插座 (附有USB接口)	-	-	-	2	-	-	-	-	2	-
	TV/FM Outlet 電視及電台插座	-	-	-	1	-	-	-	-	1	-
	Telephone Outlet 電話插座	-	-	-	1	-	-	-	-	1	-
	Lighting Switch 燈掣	-	-	-	3	-	-	-	-	6	-
	Spare Connection Unit 後備接線座	-	-	-	2	-	-	-	-	6	-
	Lighting Switch for Master Bathroom 主人浴室燈掣	-	-	-	2	-	-	-	-	2	-
	Exhaust Fan Switch for Master Bathroom 主人浴室抽氣扇開關掣	-	-	-	1	-	-	-	-	1	-
	Thermo Ventilator Switch for Master Bathroom 主人浴室浴室寶開關掣	-	-	-	1	-	-	-	-	-	-
Lighting Point 燈位	-	-	-	4	-	-	-	-	3	-	

The Vendor undertakes that if lifts or appliances of the specified brand name or model number are not installed in the Development, lifts or appliances of comparable quality will be installed.

Note:

- “1, 2,” denotes the quantity of such provision(s) provided in the residential unit. “-” denotes “not provided”. “*” denotes such appliance(s) is/are installed in pipe duct of the same floor.
- The quantity of the lighting switch shown in the schedule denotes the quantity of switch button(s).
- 4/F is omitted.

賣方承諾如發展項目中沒有安裝指明的品牌名稱或產品型號的升降機或設備，便會安裝品質相若的升降機或設備。

備註：

- “1, 2,” 表示提供於該住宅單位內的裝置數量。符號“-”表示“不提供”。符號“*”表示此設備於同一層之管道房。
- 說明表所顯示的燈掣數量是表示燈掣按鈕的數量。
- 不設4樓。

FITTINGS, FINISHES AND APPLIANCES

裝置、裝修物料及設備

Schedule of Mechanical & Electrical Provisions of Residential Units 住宅單位機電裝置數量說明表

HOUSE 洋房

Location 位置	Description 描述	House 8 洋房 8				
		B2/F 地庫 2層	LEVEL 1 第1層	LEVEL 2 第2層	LEVEL 3 第3層	LEVEL 5 第5層
Carport 車庫	Lighting Point 燈位	6	-	-	-	-
B2/F Entrance 地庫2層入口	Lighting Switch 燈掣	2	-	-	-	-
	Lighting Point 燈位	2	-	-	-	-
B2/F Electrical Meter Cabinet 地庫2層電錶櫃	13A Twin Socket Outlet for Security Equipment 保安設備13安培雙位電插座	1	-	-	-	-
	Molded Case Circuit Breakers Board 總電掣箱	1	-	-	-	-
	Miniature Circuit Breakers Board 配電箱	2	-	-	-	-
B2/F Lobby 地庫2層大堂	Lighting Switch 燈掣	1	-	-	-	-
	T5 Light Tube T5光管	2	-	-	-	-
Garden 花園	13A Single Socket Outlet (with USB Port) 13安培單位電插座 (附有USB接口)	-	1	-	-	-
	Lighting Point 燈位	-	13	-	-	-
	13A Weatherproof Single Socket Outlet 13安培防水單位電插座	-	1	-	-	-
Main Entrance 大門入口	Door Bell Push Button 門鈴按鈕	-	1	-	-	-
	Lighting Point 燈位	-	2	-	-	-
	Lighting Switch 燈掣	-	3	-	-	-
Living Room / Dining Room / Corridor 客廳/飯廳/走廊	Spare Connection Unit 後備接線座	-	2	-	-	-
	Switch for Indoor A/C Unit 室內冷氣機開關掣	-	3	-	-	-
	13A Single Socket Outlet 13安培單位電插座	-	1	-	-	-
	13A Single Socket Outlet (with USB Port) 13安培單位電插座 (附有USB接口)	-	2	-	-	-
	13A Twin Socket Outlet 13安培雙位電插座	-	2	-	-	-
	TV/FM Outlet 電視及電台插座	-	2	-	-	-
	Lighting Point 燈位	-	4	-	-	-
	Telephone Outlet 電話插座	-	2	-	-	-
	Lighting Switch 燈掣	-	8	-	-	-
	Lighting Switch for Kitchen 廚房燈掣	-	2	-	-	-
	Exhaust Fan Switch for Kitchen 廚房抽氣扇開關掣	-	1	-	-	-
	Gas Water Heater Switch 煤氣熱水爐開關掣	-	1	-	-	-
	Lighting Switch for Lavatory 1 洗手間 1 燈掣	-	2	-	-	-
	Exhaust Fan Switch for Lavatory 1 洗手間 1 抽氣扇開關掣	-	1	-	-	-
Master Bedroom 主人睡房	Switch for Indoor A/C Unit 室內冷氣機開關掣	-	-	-	2	-
	13A Twin Socket Outlet 13安培雙位電插座	-	-	-	1	-
	13A Single Socket Outlet (with USB Port) 13安培單位電插座 (附有USB接口)	-	-	-	2	-
	TV/FM Outlet 電視及電台插座	-	-	-	1	-
	Telephone Outlet 電話插座	-	-	-	1	-
	Lighting Switch 燈掣	-	-	-	3	-
	Spare Connection Unit 後備接線座	-	-	-	2	-
	Lighting Switch for Master Bathroom 主人浴室燈掣	-	-	-	2	-
	Exhaust Fan Switch for Master Bathroom 主人浴室抽氣扇開關掣	-	-	-	1	-
	Thermo Ventilator Switch for Master Bathroom 主人浴室浴室寶開關掣	-	-	-	1	-
Lighting Point 燈位	-	-	-	3	-	

The Vendor undertakes that if lifts or appliances of the specified brand name or model number are not installed in the Development, lifts or appliances of comparable quality will be installed.

Note:

- “1, 2, ……” denotes the quantity of such provision(s) provided in the residential unit. “-” denotes “not provided”. “*” denotes such appliance(s) is/are installed in pipe duct of the same floor.
- The quantity of the lighting switch shown in the schedule denotes the quantity of switch button(s).
- 4/F is omitted.

賣方承諾如發展項目中沒有安裝指明的品牌名稱或產品型號的升降機或設備，便會安裝品質相若的升降機或設備。

備註：

- “1, 2, ……” 表示提供於該住宅單位內的裝置數量。符號“-”表示“不提供”。符號“*”表示此設備於同一層之管道房。
- 說明表所顯示的燈掣數量是表示燈掣按鈕的數量。
- 不設4樓。

FITTINGS, FINISHES AND APPLIANCES

裝置、裝修物料及設備

Schedule of Mechanical & Electrical Provisions of Residential Units 住宅單位機電裝置數量說明表

HOUSE 洋房

Location 位置	Description 描述	House 1 洋房 1					House 2 洋房 2				
		B2/F 地庫 2層	LEVEL 1 第1層	LEVEL 2 第2層	LEVEL 3 第3層	LEVEL 5 第5層	B2/F 地庫 2層	LEVEL 1 第1層	LEVEL 2 第2層	LEVEL 3 第3層	LEVEL 5 第5層
Junior Master Bedroom 少主人睡房	Switch for Indoor A/C Unit 室內冷氣機開關掣	-	-	2	-	-	-	-	2	-	-
	13A Twin Socket Outlet 13安培雙位電插座	-	-	1	-	-	-	-	1	-	-
	13A Single Socket Outlet (with USB Port) 13安培單位電插座 (附有USB接口)	-	-	2	-	-	-	-	2	-	-
	TV/FM Outlet 電視及電台插座	-	-	1	-	-	-	-	1	-	-
	Telephone Outlet 電話插座	-	-	1	-	-	-	-	1	-	-
	Lighting Switch 燈掣	-	-	2	-	-	-	-	2	-	-
	Spare Connection Unit 後備接線座	-	-	2	-	-	-	-	2	-	-
	Lighting Switch for Junior Master Bathroom 少主人浴室燈掣	-	-	2	-	-	-	-	2	-	-
	Exhaust Fan Switch for Junior Master Bathroom 少主人浴室抽氣扇開關掣	-	-	1	-	-	-	-	1	-	-
	Thermo Ventilator Switch for Junior Master Bedroom 少主人浴室浴室寶開關掣	-	-	1	-	-	-	-	1	-	-
Lighting Point 燈位	-	-	3	-	-	-	-	3	-	-	
Corridor / Staircases 走廊/樓梯	Video Door Phone 視像對講機	-	-	1	1	-	-	-	1	1	-
	Lighting Point 燈位	2	2	4	4	1	2	2	5	4	1
	Lighting Switch 燈掣	-	-	4	4	2	-	-	4	4	2
Bedroom 1 睡房 1	Switch for Indoor A/C Unit 室內冷氣機開關掣	-	-	2	-	-	-	-	2	-	-
	13A Single Socket Outlet 13安培單位電插座	-	-	1	-	-	-	-	1	-	-
	13A Single Socket Outlet (with USB Port) 13安培單位電插座 (附有USB接口)	-	-	2	-	-	-	-	2	-	-
	TV/FM Outlet 電視及電台插座	-	-	1	-	-	-	-	1	-	-
	Telephone Outlet 電話插座	-	-	1	-	-	-	-	1	-	-
	Lighting Switch 燈掣	-	-	1	-	-	-	-	1	-	-
	Lighting Switch for Bathroom 1 浴室 1 燈掣	-	-	2	-	-	-	-	2	-	-
	Exhaust Fan Switch for Bathroom 1 浴室 1 抽氣扇開關掣	-	-	1	-	-	-	-	1	-	-
	Thermo Ventilator Switch for Bathroom 1 浴室 1 浴室寶開關掣	-	-	1	-	-	-	-	1	-	-
Lighting Point 燈位	-	-	3	-	-	-	-	2	-	-	
Bedroom 2 睡房 2	Switch for Indoor A/C Unit 室內冷氣機開關掣	-	-	-	2	-	-	-	-	2	-
	13A Single Socket Outlet 13安培單位電插座	-	-	-	1	-	-	-	-	1	-
	13A Single Socket Outlet (with USB Port) 13安培單位電插座 (附有USB接口)	-	-	-	2	-	-	-	-	2	-
	TV/FM Outlet 電視及電台插座	-	-	-	1	-	-	-	-	1	-
	Telephone Outlet 電話插座	-	-	-	1	-	-	-	-	1	-
	Lighting Switch 燈掣	-	-	-	2	-	-	-	-	2	-
	Lighting Switch for Bathroom 2 浴室 2 燈掣	-	-	-	2	-	-	-	-	2	-
	Exhaust Fan Switch for Bathroom 2 浴室 2 抽氣扇開關掣	-	-	-	1	-	-	-	-	1	-
	Thermo Ventilator Switch for Bathroom 2 浴室 2 浴室寶開關掣	-	-	-	1	-	-	-	-	1	-
Lighting Point 燈位	-	-	-	3	-	-	-	-	2	-	

The Vendor undertakes that if lifts or appliances of the specified brand name or model number are not installed in the Development, lifts or appliances of comparable quality will be installed.

Note:

- “1, 2, ……” denotes the quantity of such provision(s) provided in the residential unit. “-” denotes “not provided”. “*” denotes such appliance(s) is/are installed in pipe duct of the same floor.
- The quantity of the lighting switch shown in the schedule denotes the quantity of switch button(s).
- 4/F is omitted.

賣方承諾如發展項目中沒有安裝指明的品牌名稱或產品型號的升降機或設備，便會安裝品質相若的升降機或設備。

備註：

- “1, 2, ……” 表示提供於該住宅單位內的裝置數量。符號“-”表示“不提供”。符號“*”表示此設備於同一層之管道房。
- 說明表所顯示的燈掣數量是表示燈掣按鈕的數量。
- 不設4樓。

FITTINGS, FINISHES AND APPLIANCES

裝置、裝修物料及設備

Schedule of Mechanical & Electrical Provisions of Residential Units 住宅單位機電裝置數量說明表

HOUSE 洋房

Location 位置	Description 描述	House 3 洋房 3					House 5 洋房 5				
		B2/F 地庫 2層	LEVEL 1 第1層	LEVEL 2 第2層	LEVEL 3 第3層	LEVEL 5 第5層	B2/F 地庫 2層	LEVEL 1 第1層	LEVEL 2 第2層	LEVEL 3 第3層	LEVEL 5 第5層
Junior Master Bedroom 少主人睡房	Switch for Indoor A/C Unit 室內冷氣機開關掣	-	-	2	-	-	-	-	2	-	-
	13A Twin Socket Outlet 13安培雙位電插座	-	-	1	-	-	-	-	1	-	-
	13A Single Socket Outlet (with USB Port) 13安培單位電插座 (附有USB接口)	-	-	-	-	-	-	-	2	-	-
	13A Single Socket Outlet 13安培單位電插座	-	-	5	-	-	-	-	-	-	-
	TV/FM Outlet 電視及電台插座	-	-	1	-	-	-	-	1	-	-
	Telephone Outlet 電話插座	-	-	2	-	-	-	-	1	-	-
	Lighting Switch 燈掣	-	-	5	-	-	-	-	2	-	-
	Spare Connection Unit 後備接線座	-	-	8	-	-	-	-	2	-	-
	Lighting Switch for Junior Master Bathroom 少主人浴室燈掣	-	-	2	-	-	-	-	2	-	-
	Exhaust Fan Switch for Junior Master Bathroom 少主人浴室抽氣扇開關掣	-	-	1	-	-	-	-	1	-	-
	Thermo Ventilator Switch for Junior Master Bathroom 少主人浴室浴室寶開關掣	-	-	1	-	-	-	-	1	-	-
Lighting Point 燈位	-	-	10	-	-	-	-	4	-	-	
Corridor / Staircases 走廊/樓梯	Video Door Phone 視像對講機	-	-	1	1	-	-	-	1	1	-
	Lighting Switch for Bathroom 2 浴室 2 燈掣	-	-	-	2	-	-	-	-	-	-
	Exhaust Fan Switch for Bathroom 2 浴室 2 抽氣扇開關掣	-	-	-	1	-	-	-	-	-	-
	Thermo Ventilator Switch for Bathroom 2 浴室 2 浴室寶開關掣	-	-	-	1	-	-	-	-	-	-
	Lighting Point 燈位	2	3	6	4	1	2	2	6	5	1
	Lighting Switch 燈掣	-	-	4	4	2	-	-	4	4	2
Bedroom 1 睡房 1	Switch for Indoor A/C Unit 室內冷氣機開關掣	-	-	2	-	-	-	-	1	-	-
	13A Single Socket Outlet 13安培單位電插座	-	-	-	-	-	-	-	1	-	-
	13A Twin Socket Outlet 13安培雙位電插座	-	-	3	-	-	-	-	-	-	-
	13A Single Socket Outlet (with USB Port) 13安培單位電插座 (附有USB接口)	-	-	-	-	-	-	-	2	-	-
	13A Single Socket Outlet 13安培單位電插座	-	-	1	-	-	-	-	-	-	-
	TV/FM Outlet 電視及電台插座	-	-	1	-	-	-	-	1	-	-
	Telephone Outlet 電話插座	-	-	2	-	-	-	-	1	-	-
	Lighting Switch 燈掣	-	-	6	-	-	-	-	1	-	-
	Spare Connection Unit 後備接線座	-	-	2	-	-	-	-	-	-	-
	Lighting Switch for Bathroom 1 浴室 1 燈掣	-	-	2	-	-	-	-	2	-	-
	Exhaust Fan Switch for Bathroom 1 浴室 1 抽氣扇開關掣	-	-	1	-	-	-	-	1	-	-
Thermo Ventilator Switch for Bathroom 1 浴室 1 浴室寶開關掣	-	-	1	-	-	-	-	1	-	-	
Lighting Point 燈位	-	-	5	-	-	-	-	2	-	-	
Bedroom 2 睡房 2	Switch for Indoor A/C Unit 室內冷氣機開關掣	-	-	-	2	-	-	-	1	-	-
	13A Single Socket Outlet 13安培單位電插座	-	-	-	-	-	-	-	1	-	-
	13A Twin Socket Outlet 13安培雙位電插座	-	-	-	3	-	-	-	-	-	-
	13A Single Socket Outlet (with USB Port) 13安培單位電插座 (附有USB接口)	-	-	-	-	-	-	-	2	-	-
	13A Single Socket Outlet 13安培單位電插座	-	-	-	1	-	-	-	-	-	-
	TV/FM Outlet 電視及電台插座	-	-	-	1	-	-	-	1	-	-
	Telephone Outlet 電話插座	-	-	-	2	-	-	-	1	-	-
	Lighting Switch 燈掣	-	-	-	4	-	-	-	1	-	-
	Lighting Point 燈位	-	-	-	5	-	-	-	2	-	-

The Vendor undertakes that if lifts or appliances of the specified brand name or model number are not installed in the Development, lifts or appliances of comparable quality will be installed.

Note:

- “1, 2, ……” denotes the quantity of such provision(s) provided in the residential unit. “-” denotes “not provided”. “*” denotes such appliance(s) is/are installed in pipe duct of the same floor.
- The quantity of the lighting switch shown in the schedule denotes the quantity of switch button(s).
- 4/F is omitted.

賣方承諾如發展項目中沒有安裝指明的品牌名稱或產品型號的升降機或設備，便會安裝品質相若的升降機或設備。

備註：

- “1, 2, ……” 表示提供於該住宅單位內的裝置數量。符號“-”表示“不提供”。符號“*”表示此設備於同一層之管道房。
- 說明表所顯示的燈掣數量是表示燈掣按鈕的數量。
- 不設4樓。

FITTINGS, FINISHES AND APPLIANCES

裝置、裝修物料及設備

Schedule of Mechanical & Electrical Provisions of Residential Units 住宅單位機電裝置數量說明表

HOUSE 洋房

Location 位置	Description 描述	House 6 洋房 6					House 7 洋房 7				
		B2/F 地庫 2層	LEVEL 1 第1層	LEVEL 2 第2層	LEVEL 3 第3層	LEVEL 5 第5層	B2/F 地庫 2層	LEVEL 1 第1層	LEVEL 2 第2層	LEVEL 3 第3層	LEVEL 5 第5層
Junior Master Bedroom 少主人睡房	Switch for Indoor A/C Unit 室內冷氣機開關掣	-	-	2	-	-	-	-	2	-	-
	13A Twin Socket Outlet 13安培雙位電插座	-	-	1	-	-	-	-	2	-	-
	13A Single Socket Outlet 13安培單位電插座	-	-	-	-	-	-	-	2	-	-
	13A Single Socket Outlet (with USB Port) 13安培單位電插座 (附有USB接口)	-	-	2	-	-	-	-	2	-	-
	TV/FM Outlet 電視及電台插座	-	-	1	-	-	-	-	1	-	-
	Telephone Outlet 電話插座	-	-	1	-	-	-	-	2	-	-
	Lighting Switch 燈掣	-	-	2	-	-	-	-	3	-	-
	Spare Connection Unit 後備接線座	-	-	2	-	-	-	-	2	-	-
	Lighting Switch for Junior Master Bathroom 少主人浴室燈掣	-	-	2	-	-	-	-	-	-	-
	Exhaust Fan Switch for Junior Master Bathroom 少主人浴室抽氣扇開關掣	-	-	1	-	-	-	-	-	-	-
	Thermo Ventilator Switch for Junior Master Bathroom 少主人浴室浴室寶開關掣	-	-	1	-	-	-	-	-	-	-
Lighting Point 燈位	-	-	4	-	-	-	-	10	-	-	
Corridor / Staircases 走廊/樓梯	Video Door Phone 視像對講機	-	-	1	1	-	-	-	1	1	-
	Lighting Point 燈位	2	2	6	5	1	8	6	14	10	2
	Lighting Switch 燈掣	-	-	4	4	2	-	-	6	6	3
Bedroom 1 睡房 1	Switch for Indoor A/C Unit 室內冷氣機開關掣	-	-	1	-	-	-	-	1	-	-
	13A Single Socket Outlet 13安培單位電插座	-	-	1	-	-	-	-	3	-	-
	13A Single Socket Outlet (with USB Port) 13安培單位電插座 (附有USB接口)	-	-	2	-	-	-	-	-	-	-
	TV/FM Outlet 電視及電台插座	-	-	1	-	-	-	-	1	-	-
	Telephone Outlet 電話插座	-	-	1	-	-	-	-	1	-	-
	Lighting Switch 燈掣	-	-	1	-	-	-	-	3	-	-
	Lighting Switch for Bathroom 1 浴室 1 燈掣	-	-	2	-	-	-	-	-	-	-
	Exhaust Fan Switch for Bathroom 1 浴室 1 抽氣扇開關掣	-	-	1	-	-	-	-	-	-	-
	Thermo Ventilator Switch for Bathroom 1 浴室 1 浴室寶開關掣	-	-	1	-	-	-	-	-	-	-
Lighting Point 燈位	-	-	2	-	-	-	-	5	-	-	
Bedroom 2 睡房 2	Switch for Indoor A/C Unit 室內冷氣機開關掣	-	-	1	-	-	-	-	1	-	-
	13A Single Socket Outlet 13安培單位電插座	-	-	1	-	-	-	-	1	-	-
	13A Single Socket Outlet (with USB Port) 13安培單位電插座 (附有USB接口)	-	-	2	-	-	-	-	1	-	-
	TV/FM Outlet 電視及電台插座	-	-	1	-	-	-	-	1	-	-
	Telephone Outlet 電話插座	-	-	1	-	-	-	-	1	-	-
	Lighting Switch 燈掣	-	-	1	-	-	-	-	6	-	-
	Lighting Point 燈位	-	-	2	-	-	-	-	5	-	-

The Vendor undertakes that if lifts or appliances of the specified brand name or model number are not installed in the Development, lifts or appliances of comparable quality will be installed.

Note:

- “1, 2, ……” denotes the quantity of such provision(s) provided in the residential unit. “-” denotes “not provided”. “*” denotes such appliance(s) is/are installed in pipe duct of the same floor.
- The quantity of the lighting switch shown in the schedule denotes the quantity of switch button(s).
- 4/F is omitted.

賣方承諾如發展項目中沒有安裝指明的品牌名稱或產品型號的升降機或設備，便會安裝品質相若的升降機或設備。

備註：

- “1, 2, ……” 表示提供於該住宅單位內的裝置數量。符號“-”表示“不提供”。符號“*”表示此設備於同一層之管道房。
- 說明表所顯示的燈掣數量是表示燈掣按鈕的數量。
- 不設4樓。

FITTINGS, FINISHES AND APPLIANCES

裝置、裝修物料及設備

Schedule of Mechanical & Electrical Provisions of Residential Units 住宅單位機電裝置數量說明表

HOUSE 洋房

Location 位置	Description 描述	House 8 洋房 8				
		B2/F 地庫 2層	LEVEL 1 第1層	LEVEL 2 第2層	LEVEL 3 第3層	LEVEL 5 第5層
Junior Master Bedroom 少主人睡房	Switch for Indoor A/C Unit 室內冷氣機開關掣	-	-	2	-	-
	13A Twin Socket Outlet 13安培雙位電插座	-	-	1	-	-
	13A Single Socket Outlet (with USB Port) 13安培單位電插座 (附有USB接口)	-	-	2	-	-
	TV/FM Outlet 電視及電台插座	-	-	1	-	-
	Telephone Outlet 電話插座	-	-	1	-	-
	Lighting Switch 燈掣	-	-	2	-	-
	Spare Connection Unit 後備接線座	-	-	2	-	-
	Lighting Switch for Junior Master Bathroom 少主人浴室燈掣	-	-	2	-	-
	Exhaust Fan Switch for Junior Master Bathroom 少主人浴室抽氣扇開關掣	-	-	1	-	-
	Thermo Ventilator Switch for Junior Master Bedroom 少主人浴室浴室寶開關掣	-	-	1	-	-
Lighting Point 燈位	-	-	3	-	-	
Corridor / Staircases 走廊/樓梯	Video Door Phone 視像對講機	-	-	1	1	-
	Lighting Point 燈位	2	2	5	4	1
	Lighting Switch 燈掣	-	-	4	4	2
Bedroom 1 睡房 1	Switch for Indoor A/C Unit 室內冷氣機開關掣	-	-	2	-	-
	13A Single Socket Outlet 13安培單位電插座	-	-	1	-	-
	13A Single Socket Outlet (with USB Port) 13安培單位電插座 (附有USB接口)	-	-	2	-	-
	TV/FM Outlet 電視及電台插座	-	-	1	-	-
	Telephone Outlet 電話插座	-	-	1	-	-
	Lighting Switch 燈掣	-	-	1	-	-
	Lighting Switch for Bathroom 1 浴室 1 燈掣	-	-	2	-	-
	Exhaust Fan Switch for Bathroom 1 浴室 1 抽氣扇開關掣	-	-	1	-	-
	Thermo Ventilator Switch for Bathroom 1 浴室 1 浴室寶開關掣	-	-	1	-	-
Lighting Point 燈位	-	-	2	-	-	
Bedroom 2 睡房 2	Switch for Indoor A/C Unit 室內冷氣機開關掣	-	-	-	2	-
	13A Single Socket Outlet 13安培單位電插座	-	-	-	1	-
	13A Single Socket Outlet (with USB Port) 13安培單位電插座 (附有USB接口)	-	-	-	2	-
	TV/FM Outlet 電視及電台插座	-	-	-	1	-
	Telephone Outlet 電話插座	-	-	-	1	-
	Lighting Switch 燈掣	-	-	-	2	-
	Lighting Switch for Bathroom 2 浴室 2 燈掣	-	-	-	2	-
	Exhaust Fan Switch for Bathroom 2 浴室 2 抽氣扇開關掣	-	-	-	1	-
	Thermo Ventilator Switch for Bathroom 2 浴室 2 浴室寶開關掣	-	-	-	1	-
Lighting Point 燈位	-	-	-	2	-	

The Vendor undertakes that if lifts or appliances of the specified brand name or model number are not installed in the Development, lifts or appliances of comparable quality will be installed.

Note:

- “1, 2, ……” denotes the quantity of such provision(s) provided in the residential unit. “-” denotes “not provided”. “*” denotes such appliance(s) is/are installed in pipe duct of the same floor.
- The quantity of the lighting switch shown in the schedule denotes the quantity of switch button(s).
- 4/F is omitted.

賣方承諾如發展項目中沒有安裝指明的品牌名稱或產品型號的升降機或設備，便會安裝品質相若的升降機或設備。

備註：

- “1, 2, ……” 表示提供於該住宅單位內的裝置數量。符號“-”表示“不提供”。符號“*”表示此設備於同一層之管道房。
- 說明表所顯示的燈掣數量是表示燈掣按鈕的數量。
- 不設4樓。

FITTINGS, FINISHES AND APPLIANCES

裝置、裝修物料及設備

Schedule of Mechanical & Electrical Provisions of Residential Units 住宅單位機電裝置數量說明表

HOUSE 洋房

Location 位置	Description 描述	House 1 洋房 1					House 2 洋房 2				
		B2/F 地庫 2層	LEVEL 1 第1層	LEVEL 2 第2層	LEVEL 3 第3層	LEVEL 5 第5層	B2/F 地庫 2層	LEVEL 1 第1層	LEVEL 2 第2層	LEVEL 3 第3層	LEVEL 5 第5層
Master Bathroom 主人浴室	13A Single Socket Outlet (with USB Port) 13安培單位電插座 (附有USB接口)	-	-	-	1	-	-	-	-	1	-
	Connection Unit for Cabinet Light 櫃燈接線座	-	-	-	1	-	-	-	-	1	-
	Power Supply Point for Exhaust Fan 抽氣扇供電位	-	-	-	1	-	-	-	-	1	-
	Power Supply Point for Thermo Ventilator 浴室寶供電位	-	-	-	1	-	-	-	-	1	-
	Gas Water Heater Remote Control 煤氣熱水爐溫度控制	-	-	-	1	-	-	-	-	1	-
	Lighting Point 燈位	-	-	-	6	-	-	-	-	7	-
Junior Master Bathroom 少主人浴室	13A Single Socket Outlet (with USB Port) 13安培單位電插座 (附有USB接口)	-	-	1	-	-	-	-	1	-	-
	Connection Unit for Cabinet Light 櫃燈接線座	-	-	1	-	-	-	-	1	-	-
	Power Supply Point for Exhaust Fan 抽氣扇供電位	-	-	1	-	-	-	-	1	-	-
	Power Supply Point for Thermo Ventilator 浴室寶供電位	-	-	1	-	-	-	-	1	-	-
	Gas Water Heater Remote Control 煤氣熱水爐溫度控制	-	-	1	-	-	-	-	1	-	-
	Lighting Point 燈位	-	-	4	-	-	-	-	6	-	-
Utility Platform 工作平台	Lighting Point 燈位	-	-	-	1	-	-	-	-	1	-
Balcony 露台	Lighting Point 燈位	-	-	-	1	-	-	-	-	1	-
	Weatherproof Select 防水蘇	-	-	-	1	-	-	-	-	1	-

The Vendor undertakes that if lifts or appliances of the specified brand name or model number are not installed in the Development, lifts or appliances of comparable quality will be installed.

Note:

- “1, 2, ……” denotes the quantity of such provision(s) provided in the residential unit. “-” denotes “not provided”. “*” denotes such appliance(s) is/are installed in pipe duct of the same floor.
- The quantity of the lighting switch shown in the schedule denotes the quantity of switch button(s).
- 4/F is omitted.

賣方承諾如發展項目中沒有安裝指明的品牌名稱或產品型號的升降機或設備，便會安裝品質相若的升降機或設備。

備註：

- “1, 2, ……”表示提供於該住宅單位內的裝置數量。符號“-”表示“不提供”。符號“*”表示此設備於同一層之管道房。
- 說明表所顯示的燈掣數量是表示燈掣按鈕的數量。
- 不設4樓。

FITTINGS, FINISHES AND APPLIANCES

裝置、裝修物料及設備

Schedule of Mechanical & Electrical Provisions of Residential Units 住宅單位機電裝置數量說明表

HOUSE 洋房

Location 位置	Description 描述	House 3 洋房 3					House 5 洋房 5				
		B2/F 地庫 2層	LEVEL 1 第1層	LEVEL 2 第2層	LEVEL 3 第3層	LEVEL 5 第5層	B2/F 地庫 2層	LEVEL 1 第1層	LEVEL 2 第2層	LEVEL 3 第3層	LEVEL 5 第5層
Bedroom 3 睡房 3	Switch for Indoor A/C Unit 室內冷氣機開關掣	-	-	-	-	-	-	-	-	2	-
	13A Single Socket Outlet 13安培單位電插座	-	-	-	-	-	-	-	-	1	-
	13A Single Socket Outlet (with USB Port) 13安培單位電插座 (附有USB接口)	-	-	-	-	-	-	-	-	2	-
	TV/FM Outlet 電視及電台插座	-	-	-	-	-	-	-	-	1	-
	Telephone Outlet 電話插座	-	-	-	-	-	-	-	-	1	-
	Lighting Switch 燈掣	-	-	-	-	-	-	-	-	2	-
	Lighting Switch for Bathroom 2 inside Bedroom 3 於睡房3內之浴室2燈掣	-	-	-	-	-	-	-	-	2	-
	Exhaust Fan Switch for Bathroom 2 inside Bedroom 3 於睡房3內之浴室2抽氣扇開關掣	-	-	-	-	-	-	-	-	1	-
	Thermo Ventilator Switch for Bathroom 2 inside Bedroom 3 於睡房3內之浴室2浴室寶開關掣	-	-	-	-	-	-	-	-	1	-
Lighting Point 燈位	-	-	-	-	-	-	-	-	3	-	
Master Bathroom 主人浴室	13A Single Socket Outlet (with USB Port) 13安培單位電插座 (附有USB接口)	-	-	-	1	-	-	-	-	1	-
	Connection Unit for Cabinet Light 櫃燈接線座	-	-	-	1	-	-	-	-	1	-
	Power Supply Point for Exhaust Fan 抽氣扇供電位	-	-	-	1	-	-	-	-	1	-
	Power Supply Point for Thermo Ventilator 浴室寶供電位	-	-	-	1	-	-	-	-	1	-
	Gas Water Heater Remote Control 煤氣熱水爐溫度控制	-	-	-	1	-	-	-	-	1	-
Lighting Point 燈位	-	-	-	7	-	-	-	-	7	-	
Junior Master Bathroom 少主人浴室	13A Single Socket Outlet (with USB Port) 13安培單位電插座 (附有USB接口)	-	-	1	-	-	-	-	1	-	-
	Connection Unit for Cabinet Light 櫃燈接線座	-	-	1	-	-	-	-	1	-	-
	Power Supply Point for Exhaust Fan 抽氣扇供電位	-	-	1	-	-	-	-	1	-	-
	Power Supply Point for Thermo Ventilator 浴室寶供電位	-	-	1	-	-	-	-	1	-	-
	Gas Water Heater Remote Control 煤氣熱水爐溫度控制	-	-	1	-	-	-	-	1	-	-
Lighting Point 燈位	-	-	6	-	-	-	-	6	-	-	
Utility Platform 工作平台	Lighting Point 燈位	-	-	-	1	-	-	-	-	1	-
Balcony 露台	Lighting Point 燈位	-	-	-	1	-	-	-	-	1	-
	Weatherproof Select 防水蘇	-	-	-	1	-	-	-	-	1	-

The Vendor undertakes that if lifts or appliances of the specified brand name or model number are not installed in the Development, lifts or appliances of comparable quality will be installed.

Note:

- “1, 2, ……” denotes the quantity of such provision(s) provided in the residential unit. “-” denotes “not provided”. “*” denotes such appliance(s) is/are installed in pipe duct of the same floor.
- The quantity of the lighting switch shown in the schedule denotes the quantity of switch button(s).
- 4/F is omitted.

賣方承諾如發展項目中沒有安裝指明的品牌名稱或產品型號的升降機或設備，便會安裝品質相若的升降機或設備。

備註：

- “1, 2, ……”表示提供於該住宅單位內的裝置數量。符號“-”表示“不提供”。符號“*”表示此設備於同一層之管道房。
- 說明表所顯示的燈掣數量是表示燈掣按鈕的數量。
- 不設4樓。

FITTINGS, FINISHES AND APPLIANCES

裝置、裝修物料及設備

Schedule of Mechanical & Electrical Provisions of Residential Units 住宅單位機電裝置數量說明表

HOUSE 洋房

Location 位置	Description 描述	House 6 洋房 6					House 7 洋房 7				
		B2/F 地庫 2層	LEVEL 1 第1層	LEVEL 2 第2層	LEVEL 3 第3層	LEVEL 5 第5層	B2/F 地庫 2層	LEVEL 1 第1層	LEVEL 2 第2層	LEVEL 3 第3層	LEVEL 5 第5層
Bedroom 3 睡房 3	Switch for Indoor A/C Unit 室內冷氣機開關掣	-	-	-	2	-	-	-	-	2	-
	13A Single Socket Outlet 13安培單位電插座	-	-	-	1	-	-	-	-	-	-
	13A Single Socket Outlet (with USB Port) 13安培單位電插座 (附有USB接口)	-	-	-	2	-	-	-	-	-	-
	TV/FM Outlet 電視及電台插座	-	-	-	1	-	-	-	-	-	-
	Telephone Outlet 電話插座	-	-	-	1	-	-	-	-	-	-
	Lighting Switch 燈掣	-	-	-	2	-	-	-	-	6	-
	Lighting Switch for Bathroom 2 inside Bedroom 3 於睡房3內之浴室2燈掣	-	-	-	2	-	-	-	-	-	-
	Exhaust Fan Switch for Bathroom 2 inside Bedroom 3 於睡房3內之浴室2抽氣扇開關掣	-	-	-	1	-	-	-	-	-	-
	Thermo Ventilator Switch for Bathroom 2 inside Bedroom 3 於睡房3內之浴室2浴室寶開關掣	-	-	-	1	-	-	-	-	-	-
Lighting Point 燈位	-	-	-	3	-	-	-	-	14	-	
Master Bathroom 主人浴室	13A Single Socket Outlet (with USB Port) 13安培單位電插座 (附有USB接口)	-	-	-	1	-	-	-	-	1	-
	Connection Unit for Cabinet Light 櫃燈接線座	-	-	-	1	-	-	-	-	1	-
	Power Supply Point for Exhaust Fan 抽氣扇供電位	-	-	-	1	-	-	-	-	1	-
	Power Supply Point for Thermo Ventilator 浴室寶供電位	-	-	-	1	-	-	-	-	1	-
	Gas Water Heater Remote Control 煤氣熱水爐溫度控制	-	-	-	1	-	-	-	-	1	-
	Lighting Point 燈位	-	-	-	7	-	-	-	-	7	-
Junior Master Bathroom 少主人浴室	13A Single Socket Outlet (with USB Port) 13安培單位電插座 (附有USB接口)	-	-	1	-	-	-	-	1	-	-
	Connection Unit for Cabinet Light 櫃燈接線座	-	-	1	-	-	-	-	1	-	-
	Power Supply Point for Exhaust Fan 抽氣扇供電位	-	-	1	-	-	-	-	1	-	-
	Power Supply Point for Thermo Ventilator 浴室寶供電位	-	-	1	-	-	-	-	1	-	-
	Gas Water Heater Remote Control 煤氣熱水爐溫度控制	-	-	1	-	-	-	-	1	-	-
	Lighting Point 燈位	-	-	6	-	-	-	-	6	-	-
	Lighting Switch for Junior Master Bathroom 少主人浴室燈掣	-	-	-	-	-	-	-	2	-	-
	Exhaust Fan Switch for Junior Master Bathroom 少主人浴室抽氣扇開關掣	-	-	-	-	-	-	-	1	-	-
	Thermo Ventilator Switch for Junior Master Bathroom 少主人浴室浴室寶開關掣	-	-	-	-	-	-	-	1	-	-
Utility Platform 工作平台	Lighting Point 燈位	-	-	-	1	-	-	-	-	1	-
Balcony 露台	Lighting Point 燈位	-	-	-	1	-	-	-	-	1	-
	Weatherproof Select 防水蘇	-	-	-	1	-	-	-	-	1	-

The Vendor undertakes that if lifts or appliances of the specified brand name or model number are not installed in the Development, lifts or appliances of comparable quality will be installed.

Note:

- “1, 2, ……” denotes the quantity of such provision(s) provided in the residential unit. “-” denotes “not provided”. “*” denotes such appliance(s) is/are installed in pipe duct of the same floor.
- The quantity of the lighting switch shown in the schedule denotes the quantity of switch button(s).
- 4/F is omitted.

賣方承諾如發展項目中沒有安裝指明的品牌名稱或產品型號的升降機或設備，便會安裝品質相若的升降機或設備。

備註：

- “1, 2, ……” 表示提供於該住宅單位內的裝置數量。符號“-”表示“不提供”。符號“*”表示此設備於同一層之管道房。
- 說明表所顯示的燈掣數量是表示燈掣按鈕的數量。
- 不設4樓。

FITTINGS, FINISHES AND APPLIANCES

裝置、裝修物料及設備

Schedule of Mechanical & Electrical Provisions of Residential Units 住宅單位機電裝置數量說明表

HOUSE 洋房

Location 位置	Description 描述	House 8 洋房 8				
		B2/F 地庫 2層	LEVEL 1 第1層	LEVEL 2 第2層	LEVEL 3 第3層	LEVEL 5 第5層
Master Bathroom 主人浴室	13A Single Socket Outlet (with USB Port) 13安培單位電插座 (附有USB接口)	-	-	-	1	-
	Connection Unit for Cabinet Light 櫃燈接線座	-	-	-	1	-
	Power Supply Point for Exhaust Fan 抽氣扇供電位	-	-	-	1	-
	Power Supply Point for Thermo Ventilator 浴室寶供電位	-	-	-	1	-
	Gas Water Heater Remote Control 煤氣熱水爐溫度控制	-	-	-	1	-
	Lighting Point 燈位	-	-	-	7	-
Junior Master Bathroom 少主人浴室	13A Single Socket Outlet (with USB Port) 13安培單位電插座 (附有USB接口)	-	-	1	-	-
	Connection Unit for Cabinet Light 櫃燈接線座	-	-	1	-	-
	Power Supply Point for Exhaust Fan 抽氣扇供電位	-	-	1	-	-
	Power Supply Point for Thermo Ventilator 浴室寶供電位	-	-	1	-	-
	Gas Water Heater Remote Control 煤氣熱水爐溫度控制	-	-	1	-	-
	Lighting Point 燈位	-	-	6	-	-
Utility Platform 工作平台	Lighting Point 燈位	-	-	-	1	-
Balcony 露台	Lighting Point 燈位	-	-	-	1	-
	Weatherproof Select 防水蘇	-	-	-	1	-

The Vendor undertakes that if lifts or appliances of the specified brand name or model number are not installed in the Development, lifts or appliances of comparable quality will be installed.

Note:

- “1, 2, ……” denotes the quantity of such provision(s) provided in the residential unit. “-” denotes “not provided”. “*” denotes such appliance(s) is/are installed in pipe duct of the same floor.
- The quantity of the lighting switch shown in the schedule denotes the quantity of switch button(s).
- 4/F is omitted.

賣方承諾如發展項目中沒有安裝指明的品牌名稱或產品型號的升降機或設備，便會安裝品質相若的升降機或設備。

備註：

- “1, 2, ……”表示提供於該住宅單位內的裝置數量。符號“-”表示“不提供”。符號“*”表示此設備於同一層之管道房。
- 說明表所顯示的燈掣數量是表示燈掣按鈕的數量。
- 不設4樓。

FITTINGS, FINISHES AND APPLIANCES

裝置、裝修物料及設備

Schedule of Mechanical & Electrical Provisions of Residential Units 住宅單位機電裝置數量說明表

HOUSE 洋房

Location 位置	Description 描述	House 1 洋房 1					House 2 洋房 2				
		B2/F 地庫 2層	LEVEL 1 第1層	LEVEL 2 第2層	LEVEL 3 第3層	LEVEL 5 第5層	B2/F 地庫 2層	LEVEL 1 第1層	LEVEL 2 第2層	LEVEL 3 第3層	LEVEL 5 第5層
Bathroom 1 浴室 1	13A Single Socket Outlet (with USB Port) 13安培單位電插座 (附有USB接口)	-	-	1	-	-	-	-	1	-	-
	Connection Unit for Cabinet Light 櫃燈接線座	-	-	1	-	-	-	-	1	-	-
	Power Supply Point for Exhaust Fan 抽氣扇供電位	-	-	1	-	-	-	-	1	-	-
	Power Supply Point for Thermo Ventilator 浴室寶供電位	-	-	1	-	-	-	-	1	-	-
	Gas Water Heater Remote Control 煤氣熱水爐溫度控制	-	-	1	-	-	-	-	1	-	-
	Lighting Point 燈位	-	-	5	-	-	-	-	4	-	-
Bathroom 2 浴室 2	13A Single Socket Outlet (with USB Port) 13安培單位電插座 (附有USB接口)	-	-	-	1	-	-	-	-	1	-
	Connection Unit for Cabinet Light 櫃燈接線座	-	-	-	1	-	-	-	-	1	-
	Power Supply Point for Exhaust Fan 抽氣扇供電位	-	-	-	1	-	-	-	-	1	-
	Power Supply Point for Thermo Ventilator 浴室寶供電位	-	-	-	1	-	-	-	-	1	-
	Gas Water Heater Remote Control 煤氣熱水爐溫度控制	-	-	-	1	-	-	-	-	1	-
	Lighting Point 燈位	-	-	-	4	-	-	-	-	4	-
Lavatory 1 洗手間 1	13A Single Socket Outlet (with USB Port) 13安培單位電插座 (附有USB接口)	-	1	-	-	-	-	1	-	-	-
	Connection Unit for Cabinet Light 櫃燈接線座	-	1	-	-	-	-	1	-	-	-
	Power Supply Point for Exhaust Fan 抽氣扇供電位	-	1	-	-	-	-	1	-	-	-
	Lighting Point 燈位	-	2	-	-	-	-	3	-	-	-

The Vendor undertakes that if lifts or appliances of the specified brand name or model number are not installed in the Development, lifts or appliances of comparable quality will be installed.

Note:

- “1, 2, ……” denotes the quantity of such provision(s) provided in the residential unit. “-” denotes “not provided”. “*” denotes such appliance(s) is/are installed in pipe duct of the same floor.
- The quantity of the lighting switch shown in the schedule denotes the quantity of switch button(s).
- 4/F is omitted.

賣方承諾如發展項目中沒有安裝指明的品牌名稱或產品型號的升降機或設備，便會安裝品質相若的升降機或設備。

備註：

- “1, 2, ……” 表示提供於該住宅單位內的裝置數量。符號“-”表示“不提供”。符號“*”表示此設備於同一層之管道房。
- 說明表所顯示的燈掣數量是表示燈掣按鈕的數量。
- 不設4樓。

FITTINGS, FINISHES AND APPLIANCES

裝置、裝修物料及設備

Schedule of Mechanical & Electrical Provisions of Residential Units 住宅單位機電裝置數量說明表

HOUSE 洋房

Location 位置	Description 描述	House 3 洋房 3					House 5 洋房 5				
		B2/F 地庫 2層	LEVEL 1 第1層	LEVEL 2 第2層	LEVEL 3 第3層	LEVEL 5 第5層	B2/F 地庫 2層	LEVEL 1 第1層	LEVEL 2 第2層	LEVEL 3 第3層	LEVEL 5 第5層
Bathroom 1 浴室 1	13A Single Socket Outlet (with USB Port) 13安培單位電插座 (附有USB接口)	-	-	1	-	-	-	-	1	-	-
	Connection Unit for Cabinet Light 櫃燈接線座	-	-	1	-	-	-	-	1	-	-
	Power Supply Point for Exhaust Fan 抽氣扇供電位	-	-	1	-	-	-	-	1	-	-
	Power Supply Point for Thermo Ventilator 浴室寶供電位	-	-	1	-	-	-	-	1	-	-
	Gas Water Heater Remote Control 煤氣熱水爐溫度控制	-	-	1	-	-	-	-	1	-	-
	Lighting Point 燈位	-	-	4	-	-	-	-	4	-	-
Bathroom 2 浴室2	13A Single Socket Outlet (with USB Port) 13安培單位電插座 (附有USB接口)	-	-	-	1	-	-	-	1	-	-
	Connection Unit for Cabinet Light 櫃燈接線座	-	-	-	1	-	-	-	1	-	-
	Power Supply Point for Exhaust Fan 抽氣扇供電位	-	-	-	1	-	-	-	1	-	-
	Power Supply Point for Thermo Ventilator 浴室寶供電位	-	-	-	1	-	-	-	1	-	-
	Gas Water Heater Remote Control 煤氣熱水爐溫度控制	-	-	-	1	-	-	-	1	-	-
	Lighting Point 燈位	-	-	-	4	-	-	-	4	-	-
Bathroom 2 (inside Bedroom 3) 浴室2 (於睡房3內)	13A Single Socket Outlet (with USB Port) 13安培單位電插座 (附有USB接口)	-	-	-	-	-	-	-	-	1	-
	Connection Unit for Cabinet Light 櫃燈接線座	-	-	-	-	-	-	-	-	1	-
	Power Supply Point for Exhaust Fan 抽氣扇供電位	-	-	-	-	-	-	-	-	1	-
	Power Supply Point for Thermo Ventilator 浴室寶供電位	-	-	-	-	-	-	-	-	1	-
	Gas Water Heater Remote Control 煤氣熱水爐溫度控制	-	-	-	-	-	-	-	-	1	-
	Lighting Point 燈位	-	-	-	-	-	-	-	-	5	-
Lavatory 1 洗手間 1	13A Single Socket Outlet (with USB Port) 13安培單位電插座 (附有USB接口)	-	1	-	-	-	-	1	-	-	-
	Connection Unit for Cabinet Light 櫃燈接線座	-	1	-	-	-	-	1	-	-	-
	Power Supply Point for Exhaust Fan 抽氣扇供電位	-	1	-	-	-	-	1	-	-	-
	Lighting Point 燈位	-	3	-	-	-	-	2	-	-	-
Lobby 大堂	13A Single Socket Outlet for Washer 洗衣機13安培單位電插座	-	-	-	-	-	-	1	-	-	-
	13A Single Socket Outlet for Dryer 乾衣機13安培單位電插座	-	-	-	-	-	-	1	-	-	-
	Lighting Point 燈位	-	-	-	-	-	-	1	-	-	-
	Lighting Switch 燈掣	-	-	-	-	-	-	1	-	-	-
	Exhaust Fan Switch for Lavatory 2 洗手間 2 抽氣扇開關掣	-	-	-	-	-	-	1	-	-	-
	13A Single Socket Outlet 13安培單位電插座	-	-	-	-	-	-	1	-	-	-

The Vendor undertakes that if lifts or appliances of the specified brand name or model number are not installed in the Development, lifts or appliances of comparable quality will be installed.

Note:

- “1, 2,” denotes the quantity of such provision(s) provided in the residential unit. “-” denotes “not provided”. “*” denotes such appliance(s) is/are installed in pipe duct of the same floor.
- The quantity of the lighting switch shown in the schedule denotes the quantity of switch button(s).
- 4/F is omitted.

賣方承諾如發展項目中沒有安裝指明的品牌名稱或產品型號的升降機或設備，便會安裝品質相若的升降機或設備。

備註：

- “1, 2,” 表示提供於該住宅單位內的裝置數量。符號“-”表示“不提供”。符號“*”表示此設備於同一層之管道房。
- 說明表所顯示的燈掣數量是表示燈掣按鈕的數量。
- 不設4樓。

FITTINGS, FINISHES AND APPLIANCES

裝置、裝修物料及設備

Schedule of Mechanical & Electrical Provisions of Residential Units 住宅單位機電裝置數量說明表

HOUSE 洋房

Location 位置	Description 描述	House 6 洋房 6					House 7 洋房 7				
		B2/F 地庫 2層	LEVEL 1 第1層	LEVEL 2 第2層	LEVEL 3 第3層	LEVEL 5 第5層	B2/F 地庫 2層	LEVEL 1 第1層	LEVEL 2 第2層	LEVEL 3 第3層	LEVEL 5 第5層
Bathroom 1 浴室 1	13A Single Socket Outlet (with USB Port) 13安培單位電插座 (附有USB接口)	-	-	1	-	-	-	-	1	-	-
	Connection Unit for Cabinet Light 櫃燈接線座	-	-	1	-	-	-	-	1	-	-
	Power Supply Point for Exhaust Fan 抽氣扇供電位	-	-	1	-	-	-	-	1	-	-
	Power Supply Point for Thermo Ventilator 浴室寶供電位	-	-	1	-	-	-	-	1	-	-
	Gas Water Heater Remote Control 煤氣熱水爐溫度控制	-	-	1	-	-	-	-	1	-	-
	Lighting Point 燈位	-	-	4	-	-	-	-	4	-	-
	Lighting Switch for Bathroom 1 浴室 1 燈掣	-	-	-	-	-	-	-	2	-	-
	Exhaust Fan Switch for Bathroom 1 浴室 1 抽氣扇開關掣	-	-	-	-	-	-	-	1	-	-
Thermo Ventilator Switch for Bathroom 1 浴室 1 浴室寶開關掣	-	-	-	-	-	-	-	1	-	-	
Bathroom 2 浴室2	13A Single Socket Outlet (with USB Port) 13安培單位電插座 (附有USB接口)	-	-	1	-	-	-	-	1	-	-
	Connection Unit for Cabinet Light 櫃燈接線座	-	-	1	-	-	-	-	1	-	-
	Power Supply Point for Exhaust Fan 抽氣扇供電位	-	-	1	-	-	-	-	1	-	-
	Power Supply Point for Thermo Ventilator 浴室寶供電位	-	-	1	-	-	-	-	1	-	-
	Gas Water Heater Remote Control 煤氣熱水爐溫度控制	-	-	1	-	-	-	-	1	-	-
	Lighting Point 燈位	-	-	4	-	-	-	-	4	-	-
Bathroom 2 (inside Bedroom 3) 浴室2 (於睡房3內)	13A Single Socket Outlet (with USB Port) 13安培單位電插座 (附有USB接口)	-	-	-	1	-	-	-	-	1	-
	Connection Unit for Cabinet Light 櫃燈接線座	-	-	-	1	-	-	-	-	1	-
	Power Supply Point for Exhaust Fan 抽氣扇供電位	-	-	-	1	-	-	-	-	1	-
	Power Supply Point for Thermo Ventilator 浴室寶供電位	-	-	-	1	-	-	-	-	1	-
	Gas Water Heater Remote Control 煤氣熱水爐溫度控制	-	-	-	1	-	-	-	-	1	-
	Lighting Point 燈位	-	-	-	5	-	-	-	-	5	-
	Lighting Switch for Bathroom 2 inside Bedroom 3 於睡房3內之浴室2燈掣	-	-	-	-	-	-	-	-	2	-
	Exhaust Fan Switch for Bathroom 2 inside Bedroom 3 於睡房3內之浴室2抽氣扇開關掣	-	-	-	-	-	-	-	-	1	-
Thermo Ventilator Switch for Bathroom 2 inside Bedroom 3 於睡房3內之浴室2浴室寶開關掣	-	-	-	-	-	-	-	-	1	-	
Lavatory 1 洗手間 1	13A Single Socket Outlet 13安培單位電插座	-	1	-	-	-	-	1	-	-	-
	Connection Unit for Cabinet Light 櫃燈接線座	-	1	-	-	-	-	1	-	-	-
	Power Supply Point for Exhaust Fan 抽氣扇供電位	-	1	-	-	-	-	1	-	-	-
	Lighting Point 燈位	-	3	-	-	-	-	3	-	-	-
	Lighting Switch for Lavatory 1 洗手間 1 燈掣	-	-	-	-	-	-	1	-	-	-
	Exhaust Fan Switch for Lavatory 1 洗手間 1 抽氣扇開關掣	-	-	-	-	-	-	1	-	-	-
Lobby 大堂	13A Single Socket Outlet for Washer 洗衣機13安培單位電插座	-	1	-	-	-	-	1	-	-	-
	13A Single Socket Outlet for Dryer 乾衣機13安培單位電插座	-	1	-	-	-	-	1	-	-	-
	Lighting Point 燈位	-	1	-	-	-	-	1	-	-	-
	Lighting Switch 燈掣	-	1	-	-	-	-	1	-	-	-
	Exhaust Fan Switch for Lavatory 2 洗手間 2 抽氣扇開關掣	-	1	-	-	-	-	1	-	-	-
	13A Single Socket Outlet 13安培單位電插座	-	1	-	-	-	-	1	-	-	-

The Vendor undertakes that if lifts or appliances of the specified brand name or model number are not installed in the Development, lifts or appliances of comparable quality will be installed.

Note:

- “1, 2,” denotes the quantity of such provision(s) provided in the residential unit. “-” denotes “not provided”. “*” denotes such appliance(s) is/are installed in pipe duct of the same floor.
- The quantity of the lighting switch shown in the schedule denotes the quantity of switch button(s).
- 4/F is omitted.

賣方承諾如發展項目中沒有安裝指明的品牌名稱或產品型號的升降機或設備，便會安裝品質相若的升降機或設備。

備註：

- “1, 2,” 表示提供於該住宅單位內的裝置數量。符號“-”表示“不提供”。符號“*”表示此設備於同一層之管道房。
- 說明表所顯示的燈掣數量是表示燈掣按鈕的數量。
- 不設4樓。

FITTINGS, FINISHES AND APPLIANCES

裝置、裝修物料及設備

Schedule of Mechanical & Electrical Provisions of Residential Units 住宅單位機電裝置數量說明表

HOUSE 洋房

Location 位置	Description 描述	House 8 洋房 8				
		B2/F 地庫 2層	LEVEL 1 第1層	LEVEL 2 第2層	LEVEL 3 第3層	LEVEL 5 第5層
Bathroom 1 浴室 1	13A Single Socket Outlet (with USB Port) 13安培單位電插座 (附有USB接口)	-	-	1	-	-
	Connection Unit for Cabinet Light 櫃燈接線座	-	-	1	-	-
	Power Supply Point for Exhaust Fan 抽氣扇供電位	-	-	1	-	-
	Power Supply Point for Thermo Ventilator 浴室寶供電位	-	-	1	-	-
	Gas Water Heater Remote Control 煤氣熱水爐溫度控制	-	-	1	-	-
	Lighting Point 燈位	-	-	4	-	-
Bathroom 2 浴室 2	13A Single Socket Outlet (with USB Port) 13安培單位電插座 (附有USB接口)	-	-	-	1	-
	Connection Unit for Cabinet Light 櫃燈接線座	-	-	-	1	-
	Power Supply Point for Exhaust Fan 抽氣扇供電位	-	-	-	1	-
	Power Supply Point for Thermo Ventilator 浴室寶供電位	-	-	-	1	-
	Gas Water Heater Remote Control 煤氣熱水爐溫度控制	-	-	-	1	-
	Lighting Point 燈位	-	-	-	4	-
Lavatory 1 洗手間 1	13A Single Socket Outlet (with USB Port) 13安培單位電插座 (附有USB接口)	-	1	-	-	-
	Connection Unit for Cabinet Light 櫃燈接線座	-	1	-	-	-
	Power Supply Point for Exhaust Fan 抽氣扇供電位	-	1	-	-	-
	Lighting Point 燈位	-	4	-	-	-

The Vendor undertakes that if lifts or appliances of the specified brand name or model number are not installed in the Development, lifts or appliances of comparable quality will be installed.

Note:

- “1, 2, ……” denotes the quantity of such provision(s) provided in the residential unit. “-” denotes “not provided”. “*” denotes such appliance(s) is/are installed in pipe duct of the same floor.
- The quantity of the lighting switch shown in the schedule denotes the quantity of switch button(s).
- 4/F is omitted.

賣方承諾如發展項目中沒有安裝指明的品牌名稱或產品型號的升降機或設備，便會安裝品質相若的升降機或設備。

備註：

- “1, 2, ……” 表示提供於該住宅單位內的裝置數量。符號“-”表示“不提供”。符號“*”表示此設備於同一層之管道房。
- 說明表所顯示的燈掣數量是表示燈掣按鈕的數量。
- 不設4樓。

FITTINGS, FINISHES AND APPLIANCES

裝置、裝修物料及設備

Schedule of Mechanical & Electrical Provisions of Residential Units 住宅單位機電裝置數量說明表

HOUSE 洋房

Location 位置	Description 描述	House 1 洋房 1					House 2 洋房 2				
		B2/F 地庫 2層	LEVEL 1 第1層	LEVEL 2 第2層	LEVEL 3 第3層	LEVEL 5 第5層	B2/F 地庫 2層	LEVEL 1 第1層	LEVEL 2 第2層	LEVEL 3 第3層	LEVEL 5 第5層
Kitchen 廚房	13A Single Socket Outlet (with USB Port) 13安培單位電插座 (附有USB接口)	-	1	-	-	-	-	1	-	-	-
	13A Twin Socket Outlet 13安培雙位電插座	-	1	-	-	-	-	1	-	-	-
	Connection Unit for Cabinet Light 櫃燈接線座	-	1	-	-	-	-	1	-	-	-
	13A Single Socket Outlet for Gas Cooking Hob 氣體煮食爐13安培單位電插座	-	2	-	-	-	-	2	-	-	-
	Power Supply Point for Exhaust Fan 抽氣扇供電位	-	1	-	-	-	-	1	-	-	-
	Connection Unit for Induction Hob 電磁爐接線座	-	1	-	-	-	-	1	-	-	-
	Switch for Induction Hob 電磁爐開關掣	-	1	-	-	-	-	1	-	-	-
	13A Twin Socket Outlet for Telecom Equipment 電信設備13安培雙位電插座	-	1	-	-	-	-	1	-	-	-
	Switch for Telecom Equipment 電信設備開關掣	-	1	-	-	-	-	1	-	-	-
	Lighting Point 燈位	-	5	-	-	-	-	5	-	-	-
	Door Chime 門鈴	-	1	-	-	-	-	1	-	-	-
	13A Single Socket Outlet for Cooker Hood 抽油煙機13安培單位電插座	-	1	-	-	-	-	1	-	-	-
	13A Single Socket Outlet for Microwave Oven with Grill 微波燒烤爐13安培單位電插座	-	1	-	-	-	-	1	-	-	-
	13A Single Socket Outlet for Wine Cellar 酒櫃13安培單位電插座	-	1	-	-	-	-	1	-	-	-
	13A Single Socket Outlet for Steam Oven 電蒸爐13安培單位電插座	-	1	-	-	-	-	1	-	-	-
	13A Single Socket Outlet for Grill Hob 燒烤爐13安培單位電插座	-	1	-	-	-	-	1	-	-	-
	13A Single Socket Outlet for Dishwasher 洗碗碟機13安培單位電插座	-	1	-	-	-	-	1	-	-	-
	13A Single Socket Outlet For Refrigerator 雪櫃13安培單位電插座	-	1	-	-	-	-	1	-	-	-
	Switch for Electric Oven 焗爐開關掣	-	1	-	-	-	-	1	-	-	-
	Connection Unit for Electric Oven 焗爐接線座	-	1	-	-	-	-	1	-	-	-
Connection Unit for A/C Unit 冷氣接線座	-	1	-	-	-	-	1	-	-	-	
13A Twin Socket Outlet for ELV Equipment 特低電壓設備13安培雙位電插座	-	1	-	-	-	-	1	-	-	-	

The Vendor undertakes that if lifts or appliances of the specified brand name or model number are not installed in the Development, lifts or appliances of comparable quality will be installed.

Note:

- “1, 2, ……” denotes the quantity of such provision(s) provided in the residential unit. “-” denotes “not provided”. “*” denotes such appliance(s) is/are installed in pipe duct of the same floor.
- The quantity of the lighting switch shown in the schedule denotes the quantity of switch button(s).
- 4/F is omitted.

賣方承諾如發展項目中沒有安裝指明的品牌名稱或產品型號的升降機或設備，便會安裝品質相若的升降機或設備。

備註：

- “1, 2, ……”表示提供於該住宅單位內的裝置數量。符號“-”表示“不提供”。符號“*”表示此設備於同一層之管道房。
- 說明表所顯示的燈掣數量是表示燈掣按鈕的數量。
- 不設4樓。

FITTINGS, FINISHES AND APPLIANCES

裝置、裝修物料及設備

Schedule of Mechanical & Electrical Provisions of Residential Units 住宅單位機電裝置數量說明表

HOUSE 洋房

Location 位置	Description 描述	House 3 洋房 3					House 5 洋房 5				
		B2/F 地庫 2層	LEVEL 1 第1層	LEVEL 2 第2層	LEVEL 3 第3層	LEVEL 5 第5層	B2/F 地庫 2層	LEVEL 1 第1層	LEVEL 2 第2層	LEVEL 3 第3層	LEVEL 5 第5層
Kitchen 廚房	13A Single Socket Outlet (with USB Port) 13安培單位電插座 (附有USB接口)	-	1	-	-	-	-	1	-	-	-
	13A Twin Socket Outlet 13安培雙位電插座	-	1	-	-	-	-	1	-	-	-
	Connection Unit for Cabinet Light 櫃燈接線座	-	1	-	-	-	-	1	-	-	-
	13A Single Socket Outlet for Gas Cooking Hob 氣體煮食爐13安培單位電插座	-	2	-	-	-	-	2	-	-	-
	Power Supply Point for Exhaust Fan 抽氣扇供電位	-	1	-	-	-	-	1	-	-	-
	Connection Unit for Induction Hob 電磁爐接線座	-	1	-	-	-	-	1	-	-	-
	Switch for Induction Hob 電磁爐開關掣	-	1	-	-	-	-	1	-	-	-
	13A Twin Socket Outlet for Telecom Equipment 電信設備13安培雙位電插座	-	1	-	-	-	-	1	-	-	-
	Switch for Telecom Equipment 電信設備開關掣	-	1	-	-	-	-	1	-	-	-
	Lighting Point 燈位	-	5	-	-	-	-	6	-	-	-
	Door Chime 門鈴	-	1	-	-	-	-	1	-	-	-
	13A Single Socket Outlet for Cooker Hood 抽油煙機13安培單位電插座	-	1	-	-	-	-	1	-	-	-
	13A Single Socket Outlet for Microwave Oven with Grill 微波燒烤爐13安培單位電插座	-	1	-	-	-	-	1	-	-	-
	13A Single Socket Outlet for Wine Cellar 酒櫃13安培單位電插座	-	1	-	-	-	-	1	-	-	-
	13A Single Socket Outlet for Steam Oven 電蒸爐13安培單位電插座	-	1	-	-	-	-	1	-	-	-
	13A Single Socket Outlet for Grill Hob 燒烤爐13安培單位電插座	-	1	-	-	-	-	1	-	-	-
	13A Single Socket Outlet for Dishwasher 洗碗碟機13安培單位電插座	-	1	-	-	-	-	1	-	-	-
	13A Single Socket Outlet For Refrigerator 雪櫃13安培單位電插座	-	1	-	-	-	-	1	-	-	-
	Switch for Electric Oven 焗爐開關掣	-	1	-	-	-	-	1	-	-	-
	Connection Unit for Electric Oven 焗爐接線座	-	1	-	-	-	-	1	-	-	-
Connection Unit for A/C Unit 冷氣接線座	-	1	-	-	-	-	1	-	-	-	
13A Twin Socket Outlet for ELV Equipment 特低電壓設備13安培雙位電插座	-	1	-	-	-	-	1	-	-	-	

The Vendor undertakes that if lifts or appliances of the specified brand name or model number are not installed in the Development, lifts or appliances of comparable quality will be installed.

Note:

- “1, 2, ……” denotes the quantity of such provision(s) provided in the residential unit. “-” denotes “not provided”. “*” denotes such appliance(s) is/are installed in pipe duct of the same floor.
- The quantity of the lighting switch shown in the schedule denotes the quantity of switch button(s).
- 4/F is omitted.

賣方承諾如發展項目中沒有安裝指明的品牌名稱或產品型號的升降機或設備，便會安裝品質相若的升降機或設備。

備註：

- “1, 2, ……”表示提供於該住宅單位內的裝置數量。符號“-”表示“不提供”。符號“*”表示此設備於同一層之管道房。
- 說明表所顯示的燈掣數量是表示燈掣按鈕的數量。
- 不設4樓。

FITTINGS, FINISHES AND APPLIANCES

裝置、裝修物料及設備

Schedule of Mechanical & Electrical Provisions of Residential Units 住宅單位機電裝置數量說明表

HOUSE 洋房

Location 位置	Description 描述	House 6 洋房 6					House 7 洋房 7				
		B2/F 地庫 2層	LEVEL 1 第1層	LEVEL 2 第2層	LEVEL 3 第3層	LEVEL 5 第5層	B2/F 地庫 2層	LEVEL 1 第1層	LEVEL 2 第2層	LEVEL 3 第3層	LEVEL 5 第5層
Kitchen 廚房	13A Single Socket Outlet (with USB Port) 13安培單位電插座 (附有USB接口)	-	1	-	-	-	-	1	-	-	-
	13A Twin Socket Outlet 13安培雙位電插座	-	1	-	-	-	-	1	-	-	-
	Connection Unit for Cabinet Light 櫃燈接線座	-	1	-	-	-	-	1	-	-	-
	13A Single Socket Outlet for Gas Cooking Hob 氣體煮食爐13安培單位電插座	-	2	-	-	-	-	2	-	-	-
	Power Supply Point for Exhaust Fan 抽氣扇供電位	-	1	-	-	-	-	1	-	-	-
	Connection Unit for Induction Hob 電磁爐接線座	-	1	-	-	-	-	1	-	-	-
	Switch for Induction Hob 電磁爐開關掣	-	1	-	-	-	-	1	-	-	-
	13A Twin Socket Outlet for Telecom Equipment 電信設備13安培雙位電插座	-	1	-	-	-	-	1	-	-	-
	Switch for Telecom Equipment 電信設備開關掣	-	1	-	-	-	-	1	-	-	-
	Lighting Point 燈位	-	6	-	-	-	-	6	-	-	-
	Door Chime 門鈴	-	1	-	-	-	-	1	-	-	-
	13A Single Socket Outlet for Cooker Hood 抽油煙機13安培單位電插座	-	1	-	-	-	-	1	-	-	-
	13A Single Socket Outlet for Microwave Oven with Grill 微波燒烤爐13安培單位電插座	-	1	-	-	-	-	1	-	-	-
	13A Single Socket Outlet for Wine Cellar 酒櫃13安培單位電插座	-	1	-	-	-	-	1	-	-	-
	13A Single Socket Outlet for Steam Oven 電蒸爐13安培單位電插座	-	1	-	-	-	-	1	-	-	-
	13A Single Socket Outlet for Grill Hob 燒烤爐13安培單位電插座	-	1	-	-	-	-	1	-	-	-
	13A Single Socket Outlet for Dishwasher 洗碗碟機13安培單位電插座	-	1	-	-	-	-	1	-	-	-
	13A Single Socket Outlet For Refrigerator 雪櫃13安培單位電插座	-	1	-	-	-	-	1	-	-	-
	Switch for Electric Oven 焗爐開關掣	-	1	-	-	-	-	1	-	-	-
	Connection Unit for Electric Oven 焗爐接線座	-	1	-	-	-	-	1	-	-	-
Connection Unit for A/C Unit 冷氣接線座	-	1	-	-	-	-	1	-	-	-	
13A Twin Socket Outlet for ELV Equipment 特低電壓設備13安培雙位電插座	-	1	-	-	-	-	1	-	-	-	

The Vendor undertakes that if lifts or appliances of the specified brand name or model number are not installed in the Development, lifts or appliances of comparable quality will be installed.

Note:

- “1, 2, ……” denotes the quantity of such provision(s) provided in the residential unit. “-” denotes “not provided”. “*” denotes such appliance(s) is/are installed in pipe duct of the same floor.
- The quantity of the lighting switch shown in the schedule denotes the quantity of switch button(s).
- 4/F is omitted.

賣方承諾如發展項目中沒有安裝指明的品牌名稱或產品型號的升降機或設備，便會安裝品質相若的升降機或設備。

備註：

- “1, 2, ……”表示提供於該住宅單位內的裝置數量。符號“-”表示“不提供”。符號“*”表示此設備於同一層之管道房。
- 說明表所顯示的燈掣數量是表示燈掣按鈕的數量。
- 不設4樓。

FITTINGS, FINISHES AND APPLIANCES

裝置、裝修物料及設備

Schedule of Mechanical & Electrical Provisions of Residential Units 住宅單位機電裝置數量說明表

HOUSE 洋房

Location 位置	Description 描述	House 8 洋房 8				
		B2/F 地庫 2層	LEVEL 1 第1層	LEVEL 2 第2層	LEVEL 3 第3層	LEVEL 5 第5層
Kitchen 廚房	13A Single Socket Outlet (with USB Port) 13安培單位電插座 (附有USB接口)	-	1	-	-	-
	13A Twin Socket Outlet 13安培雙位電插座	-	1	-	-	-
	Connection Unit for Cabinet Light 櫃燈接線座	-	1	-	-	-
	13A Single Socket Outlet for Gas Cooking Hob 氣體煮食爐13安培單位電插座	-	2	-	-	-
	Power Supply Point for Exhaust Fan 抽氣扇供電位	-	1	-	-	-
	Connection Unit for Induction Hob 電磁爐接線座	-	1	-	-	-
	Switch for Induction Hob 電磁爐開關掣	-	1	-	-	-
	13A Twin Socket Outlet for Telecom Equipment 電信設備13安培雙位電插座	-	1	-	-	-
	Switch for Telecom Equipment 電信設備開關掣	-	1	-	-	-
	Lighting Point 燈位	-	5	-	-	-
	Door Chime 門鈴	-	1	-	-	-
	13A Single Socket Outlet for Cooker Hood 抽油煙機13安培單位電插座	-	1	-	-	-
	13A Single Socket Outlet for Microwave Oven with Grill 微波燒烤爐13安培單位電插座	-	1	-	-	-
	13A Single Socket Outlet for Wine Cellar 酒櫃13安培單位電插座	-	1	-	-	-
	13A Single Socket Outlet for Steam Oven 電蒸爐13安培單位電插座	-	1	-	-	-
	13A Single Socket Outlet for Grill Hob 燒烤爐13安培單位電插座	-	1	-	-	-
	13A Single Socket Outlet for Dishwasher 洗碗碟機13安培單位電插座	-	1	-	-	-
	13A Single Socket Outlet For Refrigerator 雪櫃13安培單位電插座	-	1	-	-	-
	Switch for Electric Oven 焗爐開關掣	-	1	-	-	-
	Connection Unit for Electric Oven 焗爐接線座	-	1	-	-	-
Connection Unit for A/C Unit 冷氣接線座	-	1	-	-	-	
13A Twin Socket Outlet for ELV Equipment 特低電壓設備13安培雙位電插座	-	1	-	-	-	

The Vendor undertakes that if lifts or appliances of the specified brand name or model number are not installed in the Development, lifts or appliances of comparable quality will be installed.

Note:

- “1, 2,” denotes the quantity of such provision(s) provided in the residential unit. “-” denotes “not provided”. “*” denotes such appliance(s) is/are installed in pipe duct of the same floor.
- The quantity of the lighting switch shown in the schedule denotes the quantity of switch button(s).
- 4/F is omitted.

賣方承諾如發展項目中沒有安裝指明的品牌名稱或產品型號的升降機或設備，便會安裝品質相若的升降機或設備。

備註：

- “1, 2,” 表示提供於該住宅單位內的裝置數量。符號“-”表示“不提供”。符號“*”表示此設備於同一層之管道房。
- 說明表所顯示的燈掣數量是表示燈掣按鈕的數量。
- 不設4樓。

FITTINGS, FINISHES AND APPLIANCES

裝置、裝修物料及設備

Schedule of Mechanical & Electrical Provisions of Residential Units 住宅單位機電裝置數量說明表

HOUSE 洋房

Location 位置	Description 描述	House 1 洋房 1					House 2 洋房 2				
		B2/F 地庫 2層	LEVEL 1 第1層	LEVEL 2 第2層	LEVEL 3 第3層	LEVEL 5 第5層	B2/F 地庫 2層	LEVEL 1 第1層	LEVEL 2 第2層	LEVEL 3 第3層	LEVEL 5 第5層
Utility 工作間	Switch for Indoor A/C Unit 室內冷氣機開關掣	-	1	-	-	-	-	1	-	-	-
	Lighting Point 燈位	-	1	-	-	-	-	1	-	-	-
	13A Single Socket Outlet 13安培單位電插座	-	1	-	-	-	-	1	-	-	-
	Lighting Switch 燈掣	-	2	-	-	-	-	2	-	-	-
	Exhaust Fan Switch 抽氣扇開關掣	-	1	-	-	-	-	1	-	-	-
	13A Single Socket Outlet for Washer 洗衣機13安培單位電插座	-	1	-	-	-	-	1	-	-	-
	13A Single Socket Outlet for Dryer 乾衣機13安培單位電插座	-	1	-	-	-	-	1	-	-	-
	Video Door Phone 視像對講機	-	1	-	-	-	-	1	-	-	-
Lavatory 2 洗手間2	Lighting Point 燈位	-	1	-	-	-	-	1	-	-	-
	Power Supply Point for Exhaust Fan 抽氣扇供電位	-	1	-	-	-	-	1	-	-	-
Balcony 露台	Lighting Point 燈位	-	-	-	1	-	-	-	-	1	-
	Weatherproof Socket 防水蘇	-	-	-	1	-	-	-	-	1	-
Utility Platform 工作平台	Lighting Point 燈位	-	-	-	1	-	-	-	-	1	-
Roof 天台	Lighting Point 燈位	-	-	-	-	7	-	-	-	-	7
	13A Weatherproof Single Socket Outlet 13安培防水單位電插座	-	-	-	-	2	-	-	-	-	2
	20A Weatherproof Switch for AC 20安培冷氣開關掣	-	-	-	-	2	-	-	-	-	2
	Connection Unit for Water Heater 熱水爐接線座	-	-	-	-	2	-	-	-	-	2
Staircase 樓梯	Lighting Point 燈位	-	-	-	-	2	-	-	-	-	2

The Vendor undertakes that if lifts or appliances of the specified brand name or model number are not installed in the Development, lifts or appliances of comparable quality will be installed.

Note:

- “1, 2, ……” denotes the quantity of such provision(s) provided in the residential unit. “-” denotes “not provided”. “*” denotes such appliance(s) is/are installed in pipe duct of the same floor.
- The quantity of the lighting switch shown in the schedule denotes the quantity of switch button(s).
- 4/F is omitted.

賣方承諾如發展項目中沒有安裝指明的品牌名稱或產品型號的升降機或設備，便會安裝品質相若的升降機或設備。

備註：

- “1, 2, ……” 表示提供於該住宅單位內的裝置數量。符號“-”表示“不提供”。符號“*”表示此設備於同一層之管道房。
- 說明表所顯示的燈掣數量是表示燈掣按鈕的數量。
- 不設4樓。

FITTINGS, FINISHES AND APPLIANCES

裝置、裝修物料及設備

Schedule of Mechanical & Electrical Provisions of Residential Units 住宅單位機電裝置數量說明表

HOUSE 洋房

Location 位置	Description 描述	House 3 洋房 3					House 5 洋房 5				
		B2/F 地庫 2層	LEVEL 1 第1層	LEVEL 2 第2層	LEVEL 3 第3層	LEVEL 5 第5層	B2/F 地庫 2層	LEVEL 1 第1層	LEVEL 2 第2層	LEVEL 3 第3層	LEVEL 5 第5層
Utility 工作間	Switch for Indoor A/C Unit 室內冷氣機開關掣	-	1	-	-	-	-	1	-	-	-
	Lighting Point 燈位	-	1	-	-	-	-	1	-	-	-
	13A Single Socket Outlet 13安培單位電插座	-	1	-	-	-	-	1	-	-	-
	Lighting Switch 燈掣	-	2	-	-	-	-	1	-	-	-
	Exhaust Fan Switch 抽氣扇開關掣	-	1	-	-	-	-	-	-	-	-
	13A Single Socket Outlet for Washer 洗衣機13安培單位電插座	-	1	-	-	-	-	-	-	-	-
	13A Single Socket Outlet for Dryer 乾衣機13安培單位電插座	-	1	-	-	-	-	-	-	-	-
	Video Door Phone 視像對講機	-	1	-	-	-	-	1	-	-	-
Lavatory 2 洗手間2	Lighting Point 燈位	-	1	-	-	-	-	1	-	-	-
	Power Supply Point for Exhaust Fan 抽氣扇供電位	-	1	-	-	-	-	1	-	-	-
Balcony 露台	Lighting Point 燈位	-	-	-	1	-	-	-	-	1	-
	Weatherproof Socket 防水蘇	-	-	-	1	-	-	-	-	1	-
Utility Platform 工作平台	Lighting Point 燈位	-	-	-	1	-	-	-	-	1	-
Roof 天台	Lighting Point 燈位	-	-	-	-	7	-	-	-	-	7
	13A Weatherproof Single Socket Outlet 13安培防水單位電插座	-	-	-	-	2	-	-	-	-	2
	20A Weatherproof Switch for AC 20安培冷氣開關掣	-	-	-	-	2	-	-	-	-	2
	Connection Unit for Water Heater 熱水爐接線座	-	-	-	-	2	-	-	-	-	2
Staircase 樓梯	Lighting Point 燈位	-	-	-	-	2	-	-	-	-	2

The Vendor undertakes that if lifts or appliances of the specified brand name or model number are not installed in the Development, lifts or appliances of comparable quality will be installed.

Note:

- “1, 2,” denotes the quantity of such provision(s) provided in the residential unit. “-” denotes “not provided”. “*” denotes such appliance(s) is/are installed in pipe duct of the same floor.
- The quantity of the lighting switch shown in the schedule denotes the quantity of switch button(s).
- 4/F is omitted.

賣方承諾如發展項目中沒有安裝指明的品牌名稱或產品型號的升降機或設備，便會安裝品質相若的升降機或設備。

備註：

- “1, 2,” 表示提供於該住宅單位內的裝置數量。符號“-”表示“不提供”。符號“*”表示此設備於同一層之管道房。
- 說明表所顯示的燈掣數量是表示燈掣按鈕的數量。
- 不設4樓。

FITTINGS, FINISHES AND APPLIANCES

裝置、裝修物料及設備

Schedule of Mechanical & Electrical Provisions of Residential Units 住宅單位機電裝置數量說明表

HOUSE 洋房

Location 位置	Description 描述	House 6 洋房 6					House 7 洋房 7				
		B2/F 地庫 2層	LEVEL 1 第1層	LEVEL 2 第2層	LEVEL 3 第3層	LEVEL 5 第5層	B2/F 地庫 2層	LEVEL 1 第1層	LEVEL 2 第2層	LEVEL 3 第3層	LEVEL 5 第5層
Utility 工作間	Switch for Indoor A/C Unit 室內冷氣機開關掣	-	1	-	-	-	-	1	-	-	-
	Lighting Point 燈位	-	1	-	-	-	-	1	-	-	-
	13A Single Socket Outlet 13安培單位電插座	-	1	-	-	-	-	1	-	-	-
	Lighting Switch 燈掣	-	1	-	-	-	-	1	-	-	-
	Video Door Phone 視像對講機	-	1	-	-	-	-	1	-	-	-
Lavatory 2 洗手間2	Lighting Point 燈位	-	1	-	-	-	-	1	-	-	-
	Power Supply Point for Exhaust Fan 抽氣扇供電位	-	1	-	-	-	-	1	-	-	-
Balcony 露台	Lighting Point 燈位	-	-	-	1	-	-	-	-	1	-
	Weatherproof Socket 防水蘇	-	-	-	1	-	-	-	-	1	-
Utility Platform 工作平台	Lighting Point 燈位	-	-	-	1	-	-	-	-	1	-
Roof 天台	Lighting Point 燈位	-	-	-	-	7	-	-	-	-	7
	13A Weatherproof Single Socket Outlet 13安培防水單位電插座	-	-	-	-	2	-	-	-	-	2
	20A Weatherproof Switch for AC 20安培冷氣開關掣	-	-	-	-	2	-	-	-	-	2
	Connection Unit for Water Heater 熱水爐接線座	-	-	-	-	2	-	-	-	-	2
Staircase 樓梯	Lighting Point 燈位	-	-	-	-	2	-	-	-	-	2

The Vendor undertakes that if lifts or appliances of the specified brand name or model number are not installed in the Development, lifts or appliances of comparable quality will be installed.

Note:

- “1, 2,” denotes the quantity of such provision(s) provided in the residential unit. “-” denotes “not provided”. “*” denotes such appliance(s) is/are installed in pipe duct of the same floor.
- The quantity of the lighting switch shown in the schedule denotes the quantity of switch button(s).
- 4/F is omitted.

賣方承諾如發展項目中沒有安裝指明的品牌名稱或產品型號的升降機或設備，便會安裝品質相若的升降機或設備。

備註：

- “1, 2,” 表示提供於該住宅單位內的裝置數量。符號“-”表示“不提供”。符號“*”表示此設備於同一層之管道房。
- 說明表所顯示的燈掣數量是表示燈掣按鈕的數量。
- 不設4樓。

FITTINGS, FINISHES AND APPLIANCES 裝置、裝修物料及設備

Schedule of Mechanical & Electrical Provisions of Residential Units 住宅單位機電裝置數量說明表

HOUSE 洋房

Location 位置	Description 描述	House 8 洋房 8				
		B2/F 地庫 2層	LEVEL 1 第1層	LEVEL 2 第2層	LEVEL 3 第3層	LEVEL 5 第5層
Utility 工作間	Switch for Indoor A/C Unit 室內冷氣機開關掣	-	1	-	-	-
	Lighting Point 燈位	-	1	-	-	-
	13A Single Socket Outlet 13安培單位電插座	-	1	-	-	-
	Lighting Switch 燈掣	-	2	-	-	-
	Exhaust Fan Switch 抽氣扇開關掣	-	1	-	-	-
	13A Single Socket Outlet for Washer 洗衣機13安培單位電插座	-	1	-	-	-
	13A Single Socket Outlet for Dryer 乾衣機13安培單位電插座	-	1	-	-	-
	Video Door Phone 視像對講機	-	1	-	-	-
Lavatory 2 洗手間2	Lighting Point 燈位	-	1	-	-	-
	Power Supply Point for Exhaust Fan 抽氣扇供電位	-	1	-	-	-
Balcony 露台	Lighting Point 燈位	-	-	-	1	-
	Weatherproof Socket 防水蘇	-	-	-	1	-
Utility Platform 工作平台	Lighting Point 燈位	-	-	-	1	-
Roof 天台	Lighting Point 燈位	-	-	-	-	7
	13A Weatherproof Single Socket Outlet 13安培防水單位電插座	-	-	-	-	2
	20A Weatherproof Switch for AC 20安培冷氣開關掣	-	-	-	-	2
	Connection Unit for Water Heater 熱水爐接線座	-	-	-	-	2
Staircase 樓梯	Lighting Point 燈位	-	-	-	-	2

The Vendor undertakes that if lifts or appliances of the specified brand name or model number are not installed in the Development, lifts or appliances of comparable quality will be installed.

Note:

- “1, 2,” denotes the quantity of such provision(s) provided in the residential unit. “-” denotes “not provided”. “*” denotes such appliance(s) is/are installed in pipe duct of the same floor.
- The quantity of the lighting switch shown in the schedule denotes the quantity of switch button(s).
- 4/F is omitted.

賣方承諾如發展項目中沒有安裝指明的品牌名稱或產品型號的升降機或設備，便會安裝品質相若的升降機或設備。

備註：

- “1, 2,” 表示提供於該住宅單位內的裝置數量。符號“-”表示“不提供”。符號“*”表示此設備於同一層之管道房。
- 說明表所顯示的燈掣數量是表示燈掣按鈕的數量。
- 不設4樓。

FITTINGS, FINISHES AND APPLIANCES

裝置、裝修物料及設備

Schedule of Mechanical & Electrical Provisions of Residential Units 住宅單位機電裝置數量說明表

Tower 1 第1座

Location 位置	Description 描述	1/F 1樓		2/F 2樓		3/F 3樓		5/F 5樓		Roof 天台	
		A	B	A	B	A	B	A	B	A	B
Main Entrance 大門入口	Door Bell Push Button 門鈴按鈕	1	1	1	1	1	1	1	1	-	-
	Lighting Switch 燈掣	1	1	1	1	1	1	1	1	-	-
	Lighting Point 燈位	3	3	3	3	3	3	3	3	-	-
Living Room / Dining Room / Corridor 客廳/飯廳/走廊	Switch for Indoor A/C Unit 室內冷氣機開關掣	2	2	2	2	2	2	2	2	-	-
	13A Single Socket Outlet 13安培單位電插座	1	1	1	1	1	1	1	1	-	-
	13A Single Socket Outlet (with USB Port) 13安培單位電插座 (附有USB接口)	1	1	1	1	1	1	1	1	-	-
	13A Twin Socket Outlet 13安培雙位電插座	2	2	2	2	2	2	2	2	-	-
	TV/FM Outlet 電視及電台插座	2	2	2	2	2	2	2	2	-	-
	Lighting Point 燈位	4	5	4	5	4	5	4	5	-	-
	Telephone Outlet 電話插座	2	2	2	2	2	2	2	2	-	-
	Video Door Phone 視像對講機	1	1	1	1	1	1	1	1	-	-
	Lighting Switch 燈掣	9	9	9	9	9	9	9	9	-	-
	Lighting Switch for Kitchen 廚房燈掣	2	2	2	2	2	2	2	2	-	-
	Exhaust Fan Switch for Kitchen 廚房抽氣扇開關掣	1	1	1	1	1	1	1	1	-	-
	Gas Water Heater Switch 煤氣熱水爐開關掣	1	1	1	1	1	1	1	1	-	-
	Lighting Switch for Bathroom 浴室燈掣	2	2	2	2	2	2	2	2	-	-
	Exhaust Fan Switch for Bathroom 浴室抽氣扇開關掣	1	1	1	1	1	1	1	1	-	-
Thermo Ventilator Switch 浴室寶開關掣	1	1	1	1	1	1	1	1	-	-	
Master Bedroom 主人睡房	Switch for Indoor A/C Unit 室內冷氣機開關掣	1	1	1	1	1	1	1	1	-	-
	13A Twin Socket Outlet 13安培雙位電插座	1	1	1	1	1	1	1	1	-	-
	13A Single Socket Outlet (with USB Port) 13安培單位電插座 (附有USB接口)	2	2	2	2	2	2	2	2	-	-
	TV/FM Outlet 電視及電台插座	1	1	1	1	1	1	1	1	-	-
	Telephone Outlet 電話插座	2	2	2	2	2	2	2	2	-	-
	Lighting Switch 燈掣	1	1	1	1	1	1	1	1	-	-
	Lighting Switch for Master Bathroom 主人浴室燈掣	2	2	2	2	2	2	2	2	-	-
	Exhaust Fan Switch for Master Bathroom 主人浴室抽氣扇開關掣	1	1	1	1	1	1	1	1	-	-
	Thermo Ventilator Switch for Master Bathroom 主人浴室浴室寶開關掣	1	1	1	1	1	1	1	1	-	-
Lighting Point 燈位	1	2	1	2	1	2	1	2	-	-	

The Vendor undertakes that if lifts or appliances of the specified brand name or model number are not installed in the Development, lifts or appliances of comparable quality will be installed.

Note:

- “1, 2, ……” denotes the quantity of such provision(s) provided in the residential unit. “-” denotes “not provided”. “*” denotes such appliance(s) is/are installed in pipe duct of the same floor.
- The quantity of the lighting switch shown in the schedule denotes the quantity of switch button(s).
- 4/F is omitted.

賣方承諾如發展項目中沒有安裝指明的品牌名稱或產品型號的升降機或設備，便會安裝品質相若的升降機或設備。

備註：

- “1, 2, ……” 表示提供於該住宅單位內的裝置數量。符號“-”表示“不提供”。符號“*”表示此設備於同一層之管道房。
- 說明表所顯示的燈掣數量是表示燈掣按鈕的數量。
- 不設4樓。

FITTINGS, FINISHES AND APPLIANCES

裝置、裝修物料及設備

Schedule of Mechanical & Electrical Provisions of Residential Units 住宅單位機電裝置數量說明表

Tower 1 第1座

Location 位置	Description 描述	1/F 1樓		2/F 2樓		3/F 3樓		5/F 5樓		Roof 天台	
		A	B	A	B	A	B	A	B	A	B
Bedroom 1 睡房 1	Switch for Indoor A/C Unit 室內冷氣機開關掣	1	1	1	1	1	1	1	1	-	-
	13A Single Socket Outlet 13安培單位電插座	1	1	1	1	1	1	1	1	-	-
	13A Single Socket Outlet (with USB Port) 13安培單位電插座 (附有USB接口)	1	1	1	1	1	1	1	1	-	-
	TV/FM Outlet 電視及電台插座	1	1	1	1	1	1	1	1	-	-
	Telephone Outlet 電話插座	1	1	1	1	1	1	1	1	-	-
	Lighting Switch 燈掣	1	1	1	1	1	1	1	1	-	-
	Lighting Switch for Bathroom 1 浴室 1 燈掣	2	-	2	-	2	-	2	-	-	-
	Exhaust Fan Switch for Bathroom 1 浴室 1 抽氣扇開關掣	1	-	1	-	1	-	1	-	-	-
	Thermo Ventilator Switch for Bathroom 1 浴室 1 浴室寶開關掣	1	-	1	-	1	-	1	-	-	-
Lighting Point 燈位	1	1	1	1	1	1	1	1	-	-	
Bedroom 2 睡房 2	Switch for Indoor A/C Unit 室內冷氣機開關掣	1	1	1	1	1	1	1	1	-	-
	13A Single Socket Outlet 13安培單位電插座	1	1	1	1	1	1	1	1	-	-
	13A Single Socket Outlet (with USB Port) 13安培單位電插座 (附有USB接口)	1	1	1	1	1	1	1	1	-	-
	Lighting Switch 燈掣	1	1	1	1	1	1	1	1	-	-
	TV/FM Outlet 電視及電台插座	1	1	1	1	1	1	1	1	-	-
	Telephone Outlet 電話插座	1	1	1	1	1	1	1	1	-	-
	Lighting Point 燈位	1	1	1	1	1	1	1	1	-	-
Bedroom 3 睡房 3	Switch for Indoor A/C Unit 室內冷氣機開關掣	1	-	1	-	1	-	1	-	-	-
	13A Single Socket Outlet 13安培單位電插座	1	-	1	-	1	-	1	-	-	-
	13A Single Socket Outlet (with USB Port) 13安培單位電插座 (附有USB接口)	1	-	1	-	1	-	1	-	-	-
	Lighting Switch 燈掣	1	-	1	-	1	-	1	-	-	-
	TV/FM Outlet 電視及電台插座	1	-	1	-	1	-	1	-	-	-
	Telephone Outlet 電話插座	1	-	1	-	1	-	1	-	-	-
	Lighting Point 燈位	1	-	1	-	1	-	1	-	-	-
Master Bathroom 主人浴室	13A Single Socket Outlet (with USB Port) 13安培單位電插座 (附有USB接口)	1	1	1	1	1	1	1	1	-	-
	Connection Unit for Cabinet Light 櫃燈接線座	1	1	1	1	1	1	1	1	-	-
	Power Supply Point for Exhaust Fan 抽氣扇供電位	1	1	1	1	1	1	1	1	-	-
	Power Supply Point for Thermo Ventilator 浴室寶供電位	1	1	1	1	1	1	1	1	-	-
	Gas Water Heater Remote Control 煤氣熱水爐溫度控制	1	1	1	1	1	1	1	1	-	-
	Lighting Point 燈位	4	4	4	4	4	4	4	4	-	-

The Vendor undertakes that if lifts or appliances of the specified brand name or model number are not installed in the Development, lifts or appliances of comparable quality will be installed.

Note:

- “1, 2, ……” denotes the quantity of such provision(s) provided in the residential unit. “-” denotes “not provided”. “*” denotes such appliance(s) is/are installed in pipe duct of the same floor.
- The quantity of the lighting switch shown in the schedule denotes the quantity of switch button(s).
- 4/F is omitted.

賣方承諾如發展項目中沒有安裝指明的品牌名稱或產品型號的升降機或設備，便會安裝品質相若的升降機或設備。

備註：

- “1, 2, ……” 表示提供於該住宅單位內的裝置數量。符號“-”表示“不提供”。符號“*”表示此設備於同一層之管道房。
- 說明表所顯示的燈掣數量是表示燈掣按鈕的數量。
- 不設4樓。

FITTINGS, FINISHES AND APPLIANCES

裝置、裝修物料及設備

Schedule of Mechanical & Electrical Provisions of Residential Units 住宅單位機電裝置數量說明表

Tower 1 第1座

Location 位置	Description 描述	1/F 1樓		2/F 2樓		3/F 3樓		5/F 5樓		Roof 天台	
		A	B	A	B	A	B	A	B	A	B
Bathroom 1 浴室 1	13A Single Socket Outlet (with USB Port) 13安培單位電插座 (附有USB接口)	1	1	1	1	1	1	1	1	-	-
	Connection Unit for Cabinet Light 櫃燈接線座	1	1	1	1	1	1	1	1	-	-
	Power Supply Point for Exhaust Fan 抽氣扇供電位	1	1	1	1	1	1	1	1	-	-
	Power Supply Point for Thermo Ventilator 浴室寶供電位	1	1	1	1	1	1	1	1	-	-
	Gas Water Heater Remote Control 煤氣熱水爐溫度控制	1	1	1	1	1	1	1	1	-	-
	Lighting Point 燈位	4	4	4	4	4	4	4	4	-	-
Bathroom 2 浴室 2	13A Single Socket Outlet (with USB Port) 13安培單位電插座 (附有USB接口)	1	-	1	-	1	-	1	-	-	-
	Connection Unit for Cabinet Light 櫃燈接線座	1	-	1	-	1	-	1	-	-	-
	Power Supply Point for Exhaust Fan 抽氣扇供電位	1	-	1	-	1	-	1	-	-	-
	Power Supply Point for Thermo Ventilator 浴室寶供電位	1	-	1	-	1	-	1	-	-	-
	Gas Water Heater Remote Control 煤氣熱水爐溫度控制	1	-	1	-	1	-	1	-	-	-
	Lighting Point 燈位	4	-	4	-	4	-	4	-	-	-
Kitchen 廚房	13A Single Socket Outlet (with USB Port) 13安培單位電插座 (附有USB接口)	1	1	1	1	1	1	1	1	-	-
	13A Twin Socket Outlet 13安培雙位電插座	1	1	1	1	1	1	1	1	-	-
	Connection Unit for Cabinet Light 櫃燈接線座	1	1	1	1	1	1	1	1	-	-
	Connection Unit for Gas Water Heater 煤氣熱水爐接線座	2	1	2	1	2	1	2	1	-	-
	13A Single Socket Outlet for Gas Cooking Hob 氣體煮食爐13安培單位電插座	2	2	2	2	2	2	2	2	-	-
	Power Supply Point for Exhaust Fan 抽氣扇供電位	1	1	1	1	1	1	1	1	-	-
	Connection Unit for Induction Hob 電磁爐接線座	1	1	1	1	1	1	1	1	-	-
	Switch for Induction Hob 電磁爐開關掣	1	1	1	1	1	1	1	1	-	-
	13A Twin Socket Outlet for Telecom Equipment 電信設備13安培雙位電插座	1	1	1	1	1	1	1	1	-	-
	Switch for Telecom Equipment 電信設備開關掣	1	1	1	1	1	1	1	1	-	-
	Connection Unit for Telecom Equipment 電信設備接線座	1	1	1	1	1	1	1	1	-	-
	Lighting Point 燈位	5	6	5	6	5	6	5	6	-	-
	Door Chime 門鈴	1	1	1	1	1	1	1	1	-	-
13A Single Socket Outlet for Cooker Hood 抽油煙機13安培單位電插座	1	1	1	1	1	1	1	1	-	-	
13A Single Socket Outlet for Microwave Oven with Grill 微波燒烤爐13安培單位電插座	1	1	1	1	1	1	1	1	-	-	

The Vendor undertakes that if lifts or appliances of the specified brand name or model number are not installed in the Development, lifts or appliances of comparable quality will be installed.

Note:

- “1, 2, ……” denotes the quantity of such provision(s) provided in the residential unit. “-” denotes “not provided”. “*” denotes such appliance(s) is/are installed in pipe duct of the same floor.
- The quantity of the lighting switch shown in the schedule denotes the quantity of switch button(s).
- 4/F is omitted.

賣方承諾如發展項目中沒有安裝指明的品牌名稱或產品型號的升降機或設備，便會安裝品質相若的升降機或設備。

備註：

- “1, 2, ……” 表示提供於該住宅單位內的裝置數量。符號“-”表示“不提供”。符號“*”表示此設備於同一層之管道房。
- 說明表所顯示的燈掣數量是表示燈掣按鈕的數量。
- 不設4樓。

FITTINGS, FINISHES AND APPLIANCES

裝置、裝修物料及設備

Schedule of Mechanical & Electrical Provisions of Residential Units 住宅單位機電裝置數量說明表

Tower 1 第1座

Location 位置	Description 描述	1/F 1樓		2/F 2樓		3/F 3樓		5/F 5樓		Roof 天台	
		A	B	A	B	A	B	A	B	A	B
Kitchen 廚房	13A Single Socket Outlet for Wine Cellar 酒櫃13安培單位電插座	1	1	1	1	1	1	1	1	-	-
	Connection Unit for Electric Oven 焗爐接線座	1	1	1	1	1	1	1	1	-	-
	Switch for Electric Oven 焗爐開關掣	1	1	1	1	1	1	1	1	-	-
	13A Single Socket Outlet for Washer & Dryer 洗衣乾衣機13安培單位電插座	1	1	1	1	1	1	1	1	-	-
	13A Single Socket Outlet For Refrigerator 雪櫃13安培單位電插座	1	1	1	1	1	1	1	1	-	-
	Lighting Switch For Utility Platform 工作平台燈掣	1	1	1	1	1	1	1	1	-	-
Utility inside Kitchen 廚房內之工作間	Switch for Indoor A/C Unit 室內冷氣機開關掣	1	1	1	1	1	1	1	1	-	-
	Lighting Point 燈位	1	1	1	1	1	1	1	1	-	-
	13A Twin Socket Outlet 13安培雙位電插座	1	1	1	1	1	1	1	1	-	-
	Lighting Switch 燈掣	2	2	2	2	2	2	2	2	-	-
	Exhaust Fan Switch 抽氣扇開關掣	1	1	1	1	1	1	1	1	-	-
	Miniature Circuit Breakers Board 配電箱	1	1	1	1	1	1	1	1	-	-
Lavatory inside Utility 工作間內之洗手間	Lighting Point 燈位	1	1	1	1	1	1	1	1	-	-
	Power Supply Point for Exhaust Fan 抽氣扇供電位	1	1	1	1	1	1	1	1	-	-
Balcony 露台	Lighting Point 燈位	1	1	1	1	1	1	1	1	-	-
	13A Weatherproof Single Socket Outlet 13安培防水單位電插座	1	1	1	1	1	1	1	1	-	-
Utility Platform 工作平台	Lighting Point 燈位	1	1	1	1	1	1	1	1	-	-
Roof 天台	Lighting Point 燈位	-	-	-	-	-	-	-	-	15	8
	13A Weatherproof Single Socket Outlet 13安培防水單位電插座	-	-	-	-	-	-	-	-	1	1
	Weatherproof Lighting Switch 防水燈掣	-	-	-	-	-	-	-	-	1	1

The Vendor undertakes that if lifts or appliances of the specified brand name or model number are not installed in the Development, lifts or appliances of comparable quality will be installed.

Note:

- “1, 2,” denotes the quantity of such provision(s) provided in the residential unit. “-” denotes “not provided”. “*” denotes such appliance(s) is/are installed in pipe duct of the same floor.
- The quantity of the lighting switch shown in the schedule denotes the quantity of switch button(s).
- 4/F is omitted.

賣方承諾如發展項目中沒有安裝指明的品牌名稱或產品型號的升降機或設備，便會安裝品質相若的升降機或設備。

備註：

- “1, 2,” 表示提供於該住宅單位內的裝置數量。符號“-”表示“不提供”。符號“*”表示此設備於同一層之管道房。
- 說明表所顯示的燈掣數量是表示燈掣按鈕的數量。
- 不設4樓。

FITTINGS, FINISHES AND APPLIANCES

裝置、裝修物料及設備

Schedule of Mechanical & Electrical Provisions of Residential Units 住宅單位機電裝置數量說明表

Tower 2 第2座

Location 位置	Description 描述	G/F 地下	1/F 1樓		2/F 2樓		3/F 3樓		5/F 5樓		Roof 天台	
		A	A	B	A	B	A	B	A	B	A	B
Main Entrance 大門入口	Door Bell Push Button 門鈴按鈕	1	1	1	1	1	1	1	1	1	-	-
	Lighting Switch 燈掣	1	1	1	1	1	1	1	1	1	-	-
	Lighting Point 燈位	3	3	3	3	3	3	3	3	3	-	-
Living Room / Dining Room / Corridor 客廳/飯廳/走廊	Switch for Indoor A/C Unit 室內冷氣機開關掣	2	2	2	2	2	2	2	2	2	-	-
	13A Single Socket Outlet 13安培單位電插座	1	1	1	1	1	1	1	1	1	-	-
	13A Single Socket Outlet (with USB Port) 13安培單位電插座 (附有USB接口)	1	1	1	1	1	1	1	1	1	-	-
	13A Twin Socket Outlet 13安培雙位電插座	2	2	2	2	2	2	2	2	2	-	-
	TV/FM Outlet 電視及電台插座	2	2	2	2	2	2	2	2	2	-	-
	Lighting Point 燈位	5	4	4	4	4	4	4	4	4	-	-
	Telephone Outlet 電話插座	2	2	2	2	2	2	2	2	2	-	-
	Video Door Phone 視像對講機	1	1	1	1	1	1	1	1	1	-	-
	Lighting Switch 燈掣	8	8	8	8	8	8	8	8	8	-	-
	Lighting Switch for Kitchen 廚房燈掣	2	2	2	2	2	2	2	2	2	-	-
	Exhaust Fan Switch for Kitchen 廚房抽氣扇開關掣	1	1	1	1	1	1	1	1	1	-	-
	Gas Water Heater Switch 煤氣熱水爐開關掣	1	1	1	1	1	1	1	1	1	-	-
	Lighting Switch for Bathroom 浴室燈掣	2	2	2	2	2	2	2	2	2	-	-
	Exhaust Fan Switch for Bathroom 浴室抽氣扇開關掣	1	1	1	1	1	1	1	1	1	-	-
Thermo Ventilator Switch 浴室寶開關掣	1	1	1	1	1	1	1	1	1	-	-	
Master Bedroom 主人睡房	Switch for Indoor A/C Unit 室內冷氣機開關掣	1	1	1	1	1	1	1	1	1	-	-
	13A Twin Socket Outlet 13安培雙位電插座	1	1	1	1	1	1	1	1	1	-	-
	13A Single Socket Outlet (with USB Port) 13安培單位電插座 (附有USB接口)	2	2	2	2	2	2	2	2	2	-	-
	TV/FM Outlet 電視及電台插座	1	1	1	1	1	1	1	1	1	-	-
	Telephone Outlet 電話插座	1	1	1	1	1	1	1	1	1	-	-
	Lighting Switch 燈掣	2	1	1	1	1	1	1	1	1	-	-
	Lighting Switch for Master Bathroom 主人浴室燈掣	2	2	2	2	2	2	2	2	2	-	-
	Exhaust Fan Switch for Master Bathroom 主人浴室抽氣扇開關掣	1	1	1	1	1	1	1	1	1	-	-
	Thermo Ventilator Switch for Master Bathroom 主人浴室浴室寶開關掣	1	1	1	1	1	1	1	1	1	-	-
Bedroom 1 睡房 1	Lighting Point 燈位	2	1	1	1	1	1	1	1	1	-	-
	Switch for Indoor A/C Unit 室內冷氣機開關掣	1	1	1	1	1	1	1	1	1	-	-
	13A Single Socket Outlet 13安培單位電插座	1	1	1	1	1	1	1	1	1	-	-
	13A Single Socket Outlet (with USB Port) 13安培單位電插座 (附有USB接口)	1	1	1	1	1	1	1	1	1	-	-
	TV/FM Outlet 電視及電台插座	1	1	1	1	1	1	1	1	1	-	-
	Telephone Outlet 電話插座	1	1	1	1	1	1	1	1	1	-	-
	Lighting Switch 燈掣	1	1	1	1	1	1	1	1	1	-	-
Lighting Point 燈位	1	1	1	1	1	1	1	1	1	-	-	

The Vendor undertakes that if lifts or appliances of the specified brand name or model number are not installed in the Development, lifts or appliances of comparable quality will be installed.

Note:

- “1, 2, ……” denotes the quantity of such provision(s) provided in the residential unit. “-” denotes “not provided”. “*” denotes such appliance(s) is/are installed in pipe duct of the same floor.
- The quantity of the lighting switch shown in the schedule denotes the quantity of switch button(s).
- 4/F is omitted.

賣方承諾如發展項目中沒有安裝指明的品牌名稱或產品型號的升降機或設備，便會安裝品質相若的升降機或設備。

備註：

- “1, 2, ……” 表示提供於該住宅單位內的裝置數量。符號“-”表示“不提供”。符號“*”表示此設備於同一層之管道房。
- 說明表所顯示的燈掣數量是表示燈掣按鈕的數量。
- 不設4樓。

FITTINGS, FINISHES AND APPLIANCES

裝置、裝修物料及設備

Schedule of Mechanical & Electrical Provisions of Residential Units 住宅單位機電裝置數量說明表

Tower 2 第2座

Location 位置	Description 描述	G/F 地下	1/F 1樓		2/F 2樓		3/F 3樓		5/F 5樓		Roof 天台	
		A	A	B	A	B	A	B	A	B	A	B
Bedroom 2 睡房 2	Switch for Indoor A/C Unit 室內冷氣機開關掣	1	1	1	1	1	1	1	1	1	-	-
	13A Single Socket Outlet 13安培單位電插座	1	1	1	1	1	1	1	1	1	-	-
	13A Single Socket Outlet (with USB Port) 13安培單位電插座 (附有USB接口)	1	1	1	1	1	1	1	1	1	-	-
	Lighting Switch 燈掣	1	1	1	1	1	1	1	1	1	-	-
	TV/FM Outlet 電視及電台插座	1	1	1	1	1	1	1	1	1	-	-
	Telephone Outlet 電話插座	1	1	1	1	1	1	1	1	1	-	-
	Lighting Point 燈位	1	1	1	1	1	1	1	1	1	-	-
Master Bathroom 主人浴室	13A Single Socket Outlet (with USB Port) 13安培單位電插座 (附有USB接口)	1	1	1	1	1	1	1	1	1	-	-
	Connection Unit for Cabinet Light 櫃燈接線座	1	1	1	1	1	1	1	1	1	-	-
	Power Supply Point for Exhaust Fan 抽氣扇供電位	1	1	1	1	1	1	1	1	1	-	-
	Power Supply Point for Thermo Ventilator 浴室寶供電位	1	1	1	1	1	1	1	1	1	-	-
	Gas Water Heater Remote Control 煤氣熱水爐溫度控制	1	1	1	1	1	1	1	1	1	-	-
	Lighting Point 燈位	5	5	5	5	5	5	5	5	5	-	-
Bathroom 1 浴室 1	13A Single Socket Outlet (with USB Port) 13安培單位電插座 (附有USB接口)	1	1	1	1	1	1	1	1	1	-	-
	Connection Unit for Cabinet Light 櫃燈接線座	1	1	1	1	1	1	1	1	1	-	-
	Power Supply Point for Exhaust Fan 抽氣扇供電位	1	1	1	1	1	1	1	1	1	-	-
	Power Supply Point for Thermo Ventilator 浴室寶供電位	1	1	1	1	1	1	1	1	1	-	-
	Gas Water Heater Remote Control 煤氣熱水爐溫度控制	1	1	1	1	1	1	1	1	1	-	-
	Lighting Point 燈位	3	4	4	4	4	4	4	4	4	-	-
Kitchen 廚房	13A Single Socket Outlet (with USB Port) 13安培單位電插座 (附有USB接口)	1	1	1	1	1	1	1	1	1	-	-
	13A Twin Socket Outlet 13安培雙位電插座	1	1	1	1	1	1	1	1	1	-	-
	Connection Unit for Cabinet Light 櫃燈接線座	1	1	1	1	1	1	1	1	1	-	-
	Connection Unit for Gas Water Heater 煤氣熱水爐接線座	1	1	1	1	1	1	1	1	1	-	-
	13A Single Socket Outlet for Gas Cooking Hob 氣體煮食爐13安培單位電插座	2	2	2	2	2	2	2	2	2	-	-
	Power Supply Point for Exhaust Fan 抽氣扇供電位	1	1	1	1	1	1	1	1	1	-	-
	Connection Unit for Induction Hob 電磁爐接線座	1	1	1	1	1	1	1	1	1	-	-
	Switch for Induction Hob 電磁爐開關掣	1	1	1	1	1	1	1	1	1	-	-
	13A Twin Socket Outlet for Telecom Equipment 電信設備13安培雙位電插座	1	1	1	1	1	1	1	1	1	-	-
	Switch for Telecom Equipment 電信設備開關掣	1	1	1	1	1	1	1	1	1	-	-

The Vendor undertakes that if lifts or appliances of the specified brand name or model number are not installed in the Development, lifts or appliances of comparable quality will be installed.

Note:

- “1, 2,” denotes the quantity of such provision(s) provided in the residential unit. “-” denotes “not provided”. “*” denotes such appliance(s) is/are installed in pipe duct of the same floor.
- The quantity of the lighting switch shown in the schedule denotes the quantity of switch button(s).
- 4/F is omitted.

賣方承諾如發展項目中沒有安裝指明的品牌名稱或產品型號的升降機或設備，便會安裝品質相若的升降機或設備。

備註：

- “1, 2,” 表示提供於該住宅單位內的裝置數量。符號“-”表示“不提供”。符號“*”表示此設備於同一層之管道房。
- 說明表所顯示的燈掣數量是表示燈掣按鈕的數量。
- 不設4樓。

FITTINGS, FINISHES AND APPLIANCES

裝置、裝修物料及設備

Schedule of Mechanical & Electrical Provisions of Residential Units 住宅單位機電裝置數量說明表

Tower 2 第2座

Location 位置	Description 描述	G/F 地下	1/F 1樓		2/F 2樓		3/F 3樓		5/F 5樓		Roof 天台	
		A	A	B	A	B	A	B	A	B	A	B
Kitchen 廚房	Connection Unit for Telecom Equipment 電信設備接線座	1	1	1	1	1	1	1	1	1	-	-
	Lighting Point 燈位	6	6	6	6	6	6	6	6	6	-	-
	Door Chime 門鈴	1	1	1	1	1	1	1	1	1	-	-
	13A Single Socket Outlet for Cooker Hood 抽油煙機13安培單位電插座	1	1	1	1	1	1	1	1	1	-	-
	13A Single Socket Outlet for Microwave Oven with Grill 微波燒烤爐13安培單位電插座	1	1	1	1	1	1	1	1	1	-	-
	13A Single Socket Outlet for Wine Cellar 酒櫃13安培單位電插座	1	1	1	1	1	1	1	1	1	-	-
	Connection Unit for Electric Oven 焗爐接線座	1	1	1	1	1	1	1	1	1	-	-
	Switch for Electric Oven 焗爐開關掣	1	1	1	1	1	1	1	1	1	-	-
	13A Single Socket Outlet for Washer & Dryer 洗衣乾衣機13安培單位電插座	1	1	1	1	1	1	1	1	1	-	-
	13A Single Socket Outlet For Refrigerator 雪櫃13安培單位電插座	1	1	1	1	1	1	1	1	1	-	-
Lighting Switch For Utility Platform 工作平台燈掣	-	1	1	1	1	1	1	1	1	-	-	
Utility inside Kitchen 廚房內之工作間	Switch for Indoor A/C Unit 室內冷氣機開關掣	1	1	1	1	1	1	1	1	1	-	-
	Lighting Point 燈位	1	1	1	1	1	1	1	1	1	-	-
	13A Twin Socket Outlet 13安培雙位電插座	1	1	1	1	1	1	1	1	1	-	-
	Lighting Switch 燈掣	2	2	2	2	2	2	2	2	2	-	-
	Exhaust Fan Switch 抽氣扇開關掣	1	1	1	1	1	1	1	1	1	-	-
	Miniature Circuit Breakers Board 配電箱	1	1	1	1	1	1	1	1	1	-	-
Lavatory inside Utility 工作間內之洗手間	Lighting Point 燈位	1	1	1	1	1	1	1	1	1	-	-
	Power Supply Point for Exhaust Fan 抽氣扇供電位	1	1	1	1	1	1	1	1	1	-	-
Balcony 露台	Lighting Point 燈位	-	1	-	1	-	1	-	1	-	-	-
	13A Weatherproof Single Socket Outlet 13安培防水單位電插座	-	1	-	1	-	1	-	1	-	-	-
Utility Platform 工作平台	Lighting Point 燈位	-	1	1	1	1	1	1	1	1	-	-
Flat Roof 平台	Lighting Point 燈位	4	-	1	-	1	-	1	-	1	-	-
	13A Weatherproof Single Socket Outlet 13安培防水單位電插座	1	-	1	-	1	-	1	-	1	-	-
Roof 天台	Lighting Point 燈位	-	-	-	-	-	-	-	-	-	6	6
	13A Weatherproof Single Socket Outlet 13安培防水單位電插座	-	-	-	-	-	-	-	-	-	1	1
	Weatherproof Lighting Switch 防水燈掣	-	-	-	-	-	-	-	-	-	1	1

The Vendor undertakes that if lifts or appliances of the specified brand name or model number are not installed in the Development, lifts or appliances of comparable quality will be installed.

Note:

- “1, 2,” denotes the quantity of such provision(s) provided in the residential unit. “-” denotes “not provided”. “*” denotes such appliance(s) is/are installed in pipe duct of the same floor.
- The quantity of the lighting switch shown in the schedule denotes the quantity of switch button(s).
- 4/F is omitted.

賣方承諾如發展項目中沒有安裝指明的品牌名稱或產品型號的升降機或設備，便會安裝品質相若的升降機或設備。

備註：

- “1, 2,” 表示提供於該住宅單位內的裝置數量。符號“-”表示“不提供”。符號“*”表示此設備於同一層之管道房。
- 說明表所顯示的燈掣數量是表示燈掣按鈕的數量。
- 不設4樓。

FITTINGS, FINISHES AND APPLIANCES

裝置、裝修物料及設備

Schedule of Mechanical & Electrical Provisions of Residential Units 住宅單位機電裝置數量說明表

Tower 3 第3座

Location 位置	Description 描述	G/F 地下	1/F 1樓		2/F 2樓		3/F 3樓		5/F 5樓		Roof 天台	
		A	A	B	A	B	A	B	A	B	A	B
Main Entrance 大門入口	Door Bell Push Button 門鈴按鈕	1	1	1	1	1	1	1	1	1	-	-
	Lighting Switch 燈掣	1	1	1	1	1	1	1	1	1	-	-
	Lighting Point 燈位	3	3	3	3	3	3	3	3	3	-	-
Living Room / Dining Room / Corridor 客廳/飯廳/走廊	Switch for Indoor A/C Unit 室內冷氣機開關掣	2	2	2	2	2	2	2	2	2	-	-
	13A Single Socket Outlet 13安培單位電插座	1	1	1	1	1	1	1	1	1	-	-
	13A Single Socket Outlet (with USB Port) 13安培單位電插座 (附有USB接口)	1	1	1	1	1	1	1	1	1	-	-
	13A Twin Socket Outlet 13安培雙位電插座	2	2	2	2	2	2	2	2	2	-	-
	TV/FM Outlet 電視及電台插座	2	2	2	2	2	2	2	2	2	-	-
	Lighting Point 燈位	3	4	5	4	5	4	5	4	5	-	-
	Telephone Outlet 電話插座	2	2	2	2	2	2	2	2	2	-	-
	Video Door Phone 視像對講機	1	1	1	1	1	1	1	1	1	-	-
	Lighting Switch 燈掣	8	9	9	9	9	9	9	9	9	-	-
	Lighting Switch for Kitchen 廚房燈掣	2	2	2	2	2	2	2	2	2	-	-
	Exhaust Fan Switch for Kitchen 廚房抽氣扇開關掣	1	1	1	1	1	1	1	1	1	-	-
	Gas Water Heater Switch 煤氣熱水爐開關掣	1	1	1	1	1	1	1	1	1	-	-
	Lighting Switch for Bathroom 浴室燈掣	2	2	2	2	2	2	2	2	2	-	-
	Exhaust Fan Switch for Bathroom 浴室抽氣扇開關掣	1	1	1	1	1	1	1	1	1	-	-
Thermo Ventilator Switch 浴室寶開關掣	1	1	1	1	1	1	1	1	1	-	-	
Master Bedroom 主人睡房	Switch for Indoor A/C Unit 室內冷氣機開關掣	1	1	1	1	1	1	1	1	1	-	-
	13A Twin Socket Outlet 13安培雙位電插座	1	1	1	1	1	1	1	1	1	-	-
	13A Single Socket Outlet (with USB Port) 13安培單位電插座 (附有USB接口)	2	2	2	2	2	2	2	2	2	-	-
	TV/FM Outlet 電視及電台插座	1	1	1	1	1	1	1	1	1	-	-
	Telephone Outlet 電話插座	1	2	2	2	2	2	2	2	2	-	-
	Lighting Switch 燈掣	1	2	1	1	1	1	1	1	1	-	-
	Lighting Switch for Master Bathroom 主人浴室燈掣	2	2	2	2	2	2	2	2	2	-	-
	Exhaust Fan Switch for Master Bathroom 主人浴室抽氣扇開關掣	1	1	1	1	1	1	1	1	1	-	-
	Thermo Ventilator Switch for Master Bathroom 主人浴室浴室寶開關掣	1	1	1	1	1	1	1	1	1	-	-
Lighting Point 燈位	1	2	2	2	2	2	2	2	2	-	-	

The Vendor undertakes that if lifts or appliances of the specified brand name or model number are not installed in the Development, lifts or appliances of comparable quality will be installed.

Note:

- “1, 2, ……” denotes the quantity of such provision(s) provided in the residential unit. “-” denotes “not provided”. “*” denotes such appliance(s) is/are installed in pipe duct of the same floor.
- The quantity of the lighting switch shown in the schedule denotes the quantity of switch button(s).
- 4/F is omitted.

賣方承諾如發展項目中沒有安裝指明的品牌名稱或產品型號的升降機或設備，便會安裝品質相若的升降機或設備。

備註：

- “1, 2, ……” 表示提供於該住宅單位內的裝置數量。符號“-”表示“不提供”。符號“*”表示此設備於同一層之管道房。
- 說明表所顯示的燈掣數量是表示燈掣按鈕的數量。
- 不設4樓。

FITTINGS, FINISHES AND APPLIANCES

裝置、裝修物料及設備

Schedule of Mechanical & Electrical Provisions of Residential Units 住宅單位機電裝置數量說明表

Tower 3 第3座

Location 位置	Description 描述	G/F 地下	1/F 1樓		2/F 2樓		3/F 3樓		5/F 5樓		Roof 天台	
		A	A	B	A	B	A	B	A	B	A	B
Bedroom 1 睡房 1	Switch for Indoor A/C Unit 室內冷氣機開關掣	1	1	1	1	1	1	1	1	1	-	-
	13A Single Socket Outlet 13安培單位電插座	1	1	1	1	1	1	1	1	1	-	-
	13A Single Socket Outlet (with USB Port) 13安培單位電插座 (附有USB接口)	1	1	1	1	1	1	1	1	1	-	-
	TV/FM Outlet 電視及電台插座	1	1	1	1	1	1	1	1	1	-	-
	Telephone Outlet 電話插座	1	1	1	1	1	1	1	1	1	-	-
	Lighting Switch 燈掣	1	1	1	1	1	1	1	1	1	-	-
	Lighting Switch for Bathroom 1 浴室 1 燈掣	-	2	-	2	-	2	-	2	-	-	-
	Exhaust Fan Switch for Bathroom 1 浴室 1 抽氣扇開關掣	-	1	-	1	-	1	-	1	-	-	-
	Thermo Ventilator Switch for Bathroom 1 浴室 1 浴室寶開關掣	-	1	-	1	-	1	-	1	-	-	-
Lighting Point 燈位	1	1	1	1	1	1	1	1	1	-	-	
Bedroom 2 睡房 2	Switch for Indoor A/C Unit 室內冷氣機開關掣	-	1	1	1	1	1	1	1	1	-	-
	13A Single Socket Outlet 13安培單位電插座	-	1	1	1	1	1	1	1	1	-	-
	13A Single Socket Outlet (with USB Port) 13安培單位電插座 (附有USB接口)	-	1	1	1	1	1	1	1	1	-	-
	Lighting Switch 燈掣	-	1	1	1	1	1	1	1	1	-	-
	TV/FM Outlet 電視及電台插座	-	1	1	1	1	1	1	1	1	-	-
	Telephone Outlet 電話插座	-	1	1	1	1	1	1	1	1	-	-
Lighting Point 燈位	-	1	1	1	1	1	1	1	1	-	-	
Bedroom 3 睡房 3	Switch for Indoor A/C Unit 室內冷氣機開關掣	-	1	-	1	-	1	-	1	-	-	-
	13A Single Socket Outlet 13安培單位電插座	-	1	-	1	-	1	-	1	-	-	-
	13A Single Socket Outlet (with USB Port) 13安培單位電插座 (附有USB接口)	-	1	-	1	-	1	-	1	-	-	-
	Lighting Switch 燈掣	-	2	-	1	-	1	-	1	-	-	-
	TV/FM Outlet 電視及電台插座	-	1	-	1	-	1	-	1	-	-	-
	Telephone Outlet 電話插座	-	1	-	1	-	1	-	1	-	-	-
	Lighting Point 燈位	-	1	-	1	-	1	-	1	-	-	-
Master Bathroom 主人浴室	13A Single Socket Outlet (with USB Port) 13安培單位電插座 (附有USB接口)	1	1	1	1	1	1	1	1	1	-	-
	Connection Unit for Cabinet Light 櫃燈接線座	1	1	1	1	1	1	1	1	1	-	-
	Power Supply Point for Exhaust Fan 抽氣扇供電位	1	1	1	1	1	1	1	1	1	-	-
	Power Supply Point for Thermo Ventilator 浴室寶供電位	1	1	1	1	1	1	1	1	1	-	-
	Gas Water Heater Remote Control 煤氣熱水爐溫度控制	1	1	1	1	1	1	1	1	1	-	-
	Lighting Point 燈位	4	4	4	4	4	4	4	4	4	-	-

The Vendor undertakes that if lifts or appliances of the specified brand name or model number are not installed in the Development, lifts or appliances of comparable quality will be installed.

Note:

- “1, 2, ……” denotes the quantity of such provision(s) provided in the residential unit. “-” denotes “not provided”. “*” denotes such appliance(s) is/are installed in pipe duct of the same floor.
- The quantity of the lighting switch shown in the schedule denotes the quantity of switch button(s).
- 4/F is omitted.

賣方承諾如發展項目中沒有安裝指明的品牌名稱或產品型號的升降機或設備，便會安裝品質相若的升降機或設備。

備註：

- “1, 2, ……” 表示提供於該住宅單位內的裝置數量。符號“-”表示“不提供”。符號“*”表示此設備於同一層之管道房。
- 說明表所顯示的燈掣數量是表示燈掣按鈕的數量。
- 不設4樓。

FITTINGS, FINISHES AND APPLIANCES

裝置、裝修物料及設備

Schedule of Mechanical & Electrical Provisions of Residential Units 住宅單位機電裝置數量說明表

Tower 3 第3座

Location 位置	Description 描述	G/F 地下	1/F 1樓		2/F 2樓		3/F 3樓		5/F 5樓		Roof 天台	
		A	A	B	A	B	A	B	A	B	A	B
Bathroom 1 浴室 1	13A Single Socket Outlet (with USB Port) 13安培單位電插座 (附有USB接口)	1	1	1	1	1	1	1	1	1	-	-
	Connection Unit for Cabinet Light 櫃燈接線座	1	1	1	1	1	1	1	1	1	-	-
	Power Supply Point for Exhaust Fan 抽氣扇供電位	1	1	1	1	1	1	1	1	1	-	-
	Power Supply Point for Thermo Ventilator 浴室寶供電位	1	1	1	1	1	1	1	1	1	-	-
	Gas Water Heater Remote Control 煤氣熱水爐溫度控制	1	1	1	1	1	1	1	1	1	-	-
	Lighting Point 燈位	4	4	4	4	4	4	4	4	4	-	-
Bathroom 2 浴室 2	13A Single Socket Outlet (with USB Port) 13安培單位電插座 (附有USB接口)	-	1	-	1	-	1	-	1	-	-	-
	Connection Unit for Cabinet Light 櫃燈接線座	-	1	-	1	-	1	-	1	-	-	-
	Power Supply Point for Exhaust Fan 抽氣扇供電位	-	1	-	1	-	1	-	1	-	-	-
	Power Supply Point for Thermo Ventilator 浴室寶供電位	-	1	-	1	-	1	-	1	-	-	-
	Gas Water Heater Remote Control 煤氣熱水爐溫度控制	-	1	-	1	-	1	-	1	-	-	-
	Lighting Point 燈位	-	4	-	4	-	4	-	4	-	-	-
Kitchen 廚房	13A Single Socket Outlet (with USB Port) 13安培單位電插座 (附有USB接口)	1	1	1	1	1	1	1	1	1	-	-
	13A Twin Socket Outlet 13安培雙位電插座	1	1	1	1	1	1	1	1	1	-	-
	Connection Unit for Cabinet Light 櫃燈接線座	1	1	1	1	1	1	1	1	1	-	-
	Connection Unit for Gas Water Heater 煤氣熱水爐接線座	1	2	1	2	1	2	1	2	1	-	-
	13A Single Socket Outlet for Gas Cooking Hob 氣體煮食爐13安培單位電插座	1	2	2	2	2	2	2	2	2	-	-
	Power Supply Point for Exhaust Fan 抽氣扇供電位	1	1	1	1	1	1	1	1	1	-	-
	Connection Unit for Induction Hob 電磁爐接線座	1	1	1	1	1	1	1	1	1	-	-
	Switch for Induction Hob 電磁爐開關掣	1	1	1	1	1	1	1	1	1	-	-
	13A Twin Socket Outlet for Telecom Equipment 電信設備13安培雙位電插座	1	1	1	1	1	1	1	1	1	-	-
	Switch for Telecom Equipment 電信設備開關掣	1	1	1	1	1	1	1	1	1	-	-
	Connection Unit for Telecom Equipment 電信設備接線座	1	1	1	1	1	1	1	1	1	-	-
	Lighting Point 燈位	5	5	6	5	6	5	6	5	6	-	-
	Door Chime 門鈴	1	1	1	1	1	1	1	1	1	-	-
	13A Single Socket Outlet for Cooker Hood 抽油煙機13安培單位電插座	1	1	1	1	1	1	1	1	1	-	-
13A Single Socket Outlet for Microwave Oven with Grill 微波燒烤爐13安培單位電插座	-	1	1	1	1	1	1	1	1	-	-	

The Vendor undertakes that if lifts or appliances of the specified brand name or model number are not installed in the Development, lifts or appliances of comparable quality will be installed.

Note:

- “1, 2, ……” denotes the quantity of such provision(s) provided in the residential unit. “-” denotes “not provided”. “*” denotes such appliance(s) is/are installed in pipe duct of the same floor.
- The quantity of the lighting switch shown in the schedule denotes the quantity of switch button(s).
- 4/F is omitted.

賣方承諾如發展項目中沒有安裝指明的品牌名稱或產品型號的升降機或設備，便會安裝品質相若的升降機或設備。

備註：

- “1, 2, ……” 表示提供於該住宅單位內的裝置數量。符號“-”表示“不提供”。符號“*”表示此設備於同一層之管道房。
- 說明表所顯示的燈掣數量是表示燈掣按鈕的數量。
- 不設4樓。

FITTINGS, FINISHES AND APPLIANCES

裝置、裝修物料及設備

Schedule of Mechanical & Electrical Provisions of Residential Units 住宅單位機電裝置數量說明表

Tower 3 第3座

Location 位置	Description 描述	G/F 地下	1/F 1樓		2/F 2樓		3/F 3樓		5/F 5樓		Roof 天台	
		A	A	B	A	B	A	B	A	B	A	B
Kitchen 廚房	13A Single Socket Outlet for Wine Cellar 酒櫃13安培單位電插座	-	1	1	1	1	1	1	1	1	-	-
	Connection Unit for Electric Oven 焗爐接線座	1	1	1	1	1	1	1	1	1	-	-
	Switch for Electric Oven 焗爐開關掣	1	1	1	1	1	1	1	1	1	-	-
	13A Single Socket Outlet for Washer & Dryer 洗衣乾衣機13安培單位電插座	1	1	1	1	1	1	1	1	1	-	-
	13A Single Socket Outlet For Refrigerator 雪櫃13安培單位電插座	1	1	1	1	1	1	1	1	1	-	-
	Lighting Switch For Utility Platform 工作平台燈掣	-	1	1	1	1	1	1	1	1	-	-
Store Room 儲物房	Switch for Indoor A/C Unit 室內冷氣機開關掣	1	-	-	-	-	-	-	-	-	-	-
	Lighting Point 燈位	1	-	-	-	-	-	-	-	-	-	-
	Lighting Switch 燈掣	2	-	-	-	-	-	-	-	-	-	-
	13A Single Socket Outlet 13安培單位電插座	1	-	-	-	-	-	-	-	-	-	-
	Exhaust Fan Switch 抽氣扇開關掣	1	-	-	-	-	-	-	-	-	-	-
	Miniature Circuit Breakers Board 配電箱	1	-	-	-	-	-	-	-	-	-	-
Utility inside Kitchen 廚房內之工作間	Switch for Indoor A/C Unit 室內冷氣機開關掣	-	1	1	1	1	1	1	1	1	-	-
	Lighting Point 燈位	-	1	1	1	1	1	1	1	1	-	-
	13A Twin Socket Outlet 13安培雙位電插座	-	1	1	1	1	1	1	1	1	-	-
	Lighting Switch 燈掣	-	2	2	2	2	2	2	2	2	-	-
	Exhaust Fan Switch 抽氣扇開關掣	-	1	1	1	1	1	1	1	1	-	-
	Miniature Circuit Breakers Board 配電箱	-	1	1	1	1	1	1	1	1	-	-
Lavatory inside Utility 工作間內之洗手間	Lighting Point 燈位	1	1	1	1	1	1	1	1	1	-	-
	Power Supply Point for Exhaust Fan 抽氣扇供電位	1	1	1	1	1	1	1	1	1	-	-
Balcony 露台	Lighting Point 燈位	-	-	1	1	1	1	1	1	1	-	-
	13A Weatherproof Single Socket Outlet 13安培防水單位電插座	-	-	1	1	1	1	1	1	1	-	-
Utility Platform 工作平台	Lighting Point 燈位	-	1	1	1	1	1	1	1	1	-	-
Flat Roof 平台	Lighting Point 燈位	2	1	-	-	-	-	-	-	-	-	-
	13A Weatherproof Single Socket Outlet 13安培防水單位電插座	1	1	-	-	-	-	-	-	-	-	-
Roof 天台	Lighting Point 燈位	-	-	-	-	-	-	-	-	-	13	8
	13A Weatherproof Single Socket Outlet 13安培防水單位電插座	-	-	-	-	-	-	-	-	-	1	1
	Weatherproof Lighting Switch 防水燈掣	-	-	-	-	-	-	-	-	-	1	1

The Vendor undertakes that if lifts or appliances of the specified brand name or model number are not installed in the Development, lifts or appliances of comparable quality will be installed.

Note:

- “1, 2, ……” denotes the quantity of such provision(s) provided in the residential unit. “-” denotes “not provided”. “*” denotes such appliance(s) is/are installed in pipe duct of the same floor.
- The quantity of the lighting switch shown in the schedule denotes the quantity of switch button(s).
- 4/F is omitted.

賣方承諾如發展項目中沒有安裝指明的品牌名稱或產品型號的升降機或設備，便會安裝品質相若的升降機或設備。

備註：

- “1, 2, ……” 表示提供於該住宅單位內的裝置數量。符號“-”表示“不提供”。符號“*”表示此設備於同一層之管道房。
- 說明表所顯示的燈掣數量是表示燈掣按鈕的數量。
- 不設4樓。

SERVICE AGREEMENTS

服務協議

Potable water and flushing water is supplied by Water Supplies Department.

食水及沖廁水由水務署供應。

Electricity is supplied by CLP Power Hong Kong Limited.

電力由中華電力有限公司供應。

Towngas is supplied by The Hong Kong and China Gas Company Limited.

煤氣由香港中華煤氣有限公司供應。

GOVERNMENT RENT

地稅

The Owner will pay or has paid (as the case may be) all outstanding Government rent in respect of the residential property up to and including the date of completion of the sale and purchase of that residential property.

擁有人將會繳付或已繳付(視情況而定)有關住宅物業之地稅直至及包括住宅物業之買賣成交日期。

MISCELLANEOUS PAYMENTS BY PURCHASER

買方的雜項付款

1. On the delivery of the vacant possession of the residential property to the purchaser, the purchaser is liable to reimburse the Owner for the deposits for water, electricity and gas.
2. On that delivery, the purchaser is not liable to pay to the Owner a debris removal fee.

Note: On that delivery, the purchaser is liable to pay the debris removal fee to the manager of the Development (not the Owner) under the deed of mutual covenant, and where the Owner has paid that debris removal fee, the purchaser shall reimburse the Owner for the same.

1. 在向買方交付住宅物業在空置情況下的管有權時，買方須負責向擁有人補還水、電力及氣體的按金。
2. 在交付時，買方無須向擁有人支付清理廢料的費用。

備註：在交付時，買方須根據公契向發展項目的管理人（而非擁有人）支付清理廢料的費用，而如擁有人已支付清理廢料的費用，買方須向擁有人補還清理廢料的費用。

DEFECT LIABILITY WARRANTY PERIOD

欠妥之處的保養責任期

The Vendor shall, at its own cost and as soon as reasonably practicable after receipt of a written notice served by the purchaser within 6 months after the date of completion of the sale and purchase of the residential property, remedy any defects to that property, or the fittings, finishes or appliances as set out in the agreement for sale and purchase concerned, caused otherwise than by the act or neglect of the purchaser.

凡住宅物業或於買賣合約列出裝設於住宅物業內的裝置、裝修物料或設備有欠妥之處，而該欠妥之處並非由買方行為或疏忽造成，則賣方在接獲買方在買賣成交日期後的6個月內送達的書面通知後，須於合理地切實可行的範圍內盡快自費作出補救。

MAINTENANCE OF SLOPES

斜坡維修

1. The Land Grant requires the owners of the residential properties in the Development to maintain slopes at their own costs. The terms of requirement are as follows:

Special Condition No.(32) of the Land Grant stipulates that :-

- (a) Where there is or has been any cutting away, removal or setting back of any land, or any building-up or filling-in or any slope treatment works of any kind whatsoever, whether with or without the prior written consent of the Director, either within the Lot or on any Government land, which is or was done for the purpose of or in connection with the formation, levelling or development of the Lot of any part thereof or any other works required to be done by the Grantee under the Land Grant, or for any other purpose, the Grantee shall at his own expense carry out and construct such slope treatment works, retaining walls or other support, protection, drainage or ancillary or other works as shall or may then or at any time thereafter be necessary to protect and support such land within the Lot and also any adjacent or adjoining Government or leased land and to obviate and prevent any falling away, landslip or subsidence occurring thereafter. The Grantee shall at all times during the term granted by the Land Grant maintain at his own expense the said land, slope treatment works, retaining walls or other support, protection, drainage or ancillary or other works in good and substantial repair and condition to the satisfaction of the Director.
 - (b) In the event that as a result of or arising out of any formation, levelling, development or other works done by the Grantee or owing to any other reason, any falling away, landslip or subsidence occurs at any time, whether in or from any land, within the Lot or from any adjacent or adjoining Government or leased land, the Grantee shall at his own expense reinstate and make good the same to the satisfaction of the Director and shall indemnify the Government, its agents and contractors from and against all costs, charges, damages, demands and claims whatsoever which shall or may be made, suffered or incurred through or by reason of such falling away, landslip or subsidence.
 - (c) In addition to any other rights or remedies in the Land Grant provided for breach of the Land Grant, the Director shall be entitled by notice in writing to call upon the Grantee to carry out, construct and maintain the said land, slope treatment works, retaining walls, or other support, protection, and drainage or ancillary or other works or to reinstate and make good any falling away, landslip or subsidence, and if the Grantee shall neglect or fail to comply with the notice to the satisfaction of the Director within the period specified therein, the Director may forthwith execute and carry out any necessary works and the Grantee shall on demand repay to the Government the cost thereof, together with any administrative or professional fees and charges. Each of the owners of the Development (or jointly with relevant owners of adjoining lands, where applicable) is obliged to contribute towards the costs of the maintenance work.
2. Each of the owners of the Development is obliged to contribute towards the costs of the maintenance work.
 3. The location of the Slopes and Retaining Walls (as defined in the DMC) is for identification purposes only shown coloured Pink on the Slopes and Retaining Walls Plan below.
 4. Under the DMC, the Manager shall have full authority to engage suitable qualified personnel to inspect keep and maintain in good substantial repair and condition and carry out any necessary works in respect of the Slopes and Retaining Walls in compliance with the Land Grant and in accordance with the Slope Maintenance Manual and all guidelines issued from time to time by the appropriate Government department regarding the maintenance of slopes, retaining walls and related structures (for such purpose, the Manager shall include the Owners' Corporation), and to collect from the Owners all costs lawfully incurred or to be incurred by the Manager in carrying out the necessary maintenance, repair and other works in respect of the Slopes and Retaining Walls provided that the Manager shall not be made personally liable for carrying out any such requirements of the Land Grant which shall remain the responsibility of the Owners if, having used all reasonable endeavours, the Manager has not been able to collect the costs of the required works from all Owners.

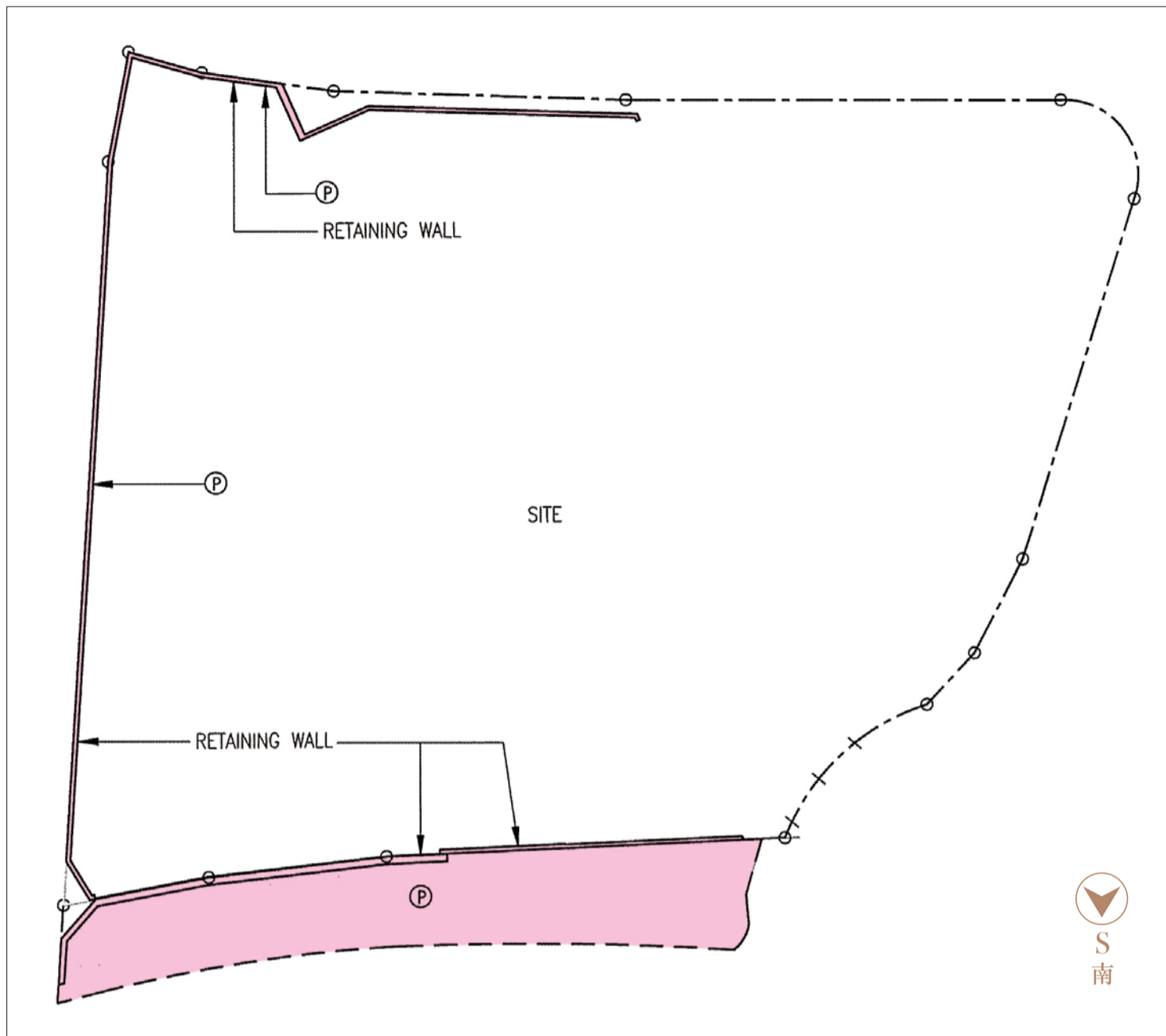
1. 批地文件規定發展項目中的住宅物業的擁有人須自費維修任何斜坡，該規定的條款如下：



批地文件特別條件第(32)條規定：

- (a) 倘若任何土地遭分割、移除或移後，或倘若任何建造、填土或任何斜坡處理工程經進行(不論有否獲得署長事先書面同意，亦不論是位於該地段內或任何政府土地內，旨在或有關構建、平整或發展該地段或其部分或承授人按批地文件須進行的任何其他工程或作任何其他用途)，承授人須自費開展和建設可能需要的斜坡處理工程、擋土牆或其他承托、防護、排水或任何其他附屬工程，以承托及確保該地段或毗鄰該地段的政府土地或租用土地的安全，及防止和避免其後出現塌方、山泥傾瀉或地陷的情況。承授人須在批地文件批地年期期間時刻自費維持該地段、斜坡處理工程、擋土牆或其他承托、防護、排水或任何其他附屬工程於修繕妥當及良好的保養狀況，以達致署長滿意。
 - (b) 倘若因為任何構建、平整、發展或承授人進行其他工程或任何其他原因導致任何時候發生塌方、山泥傾瀉或地陷，不論發生在或來自該地段任何土地或任何毗鄰或毗連政府土地或出租土地，承授人須自費進行恢復及修復塌方、山泥傾瀉或地陷，以達致署長滿意，並對上述塌方、山泥傾瀉或地陷造成政府、其代理人及承建商承受、遭受或產生的一切費用、收費、損害賠償、要求及索償作出彌償。
 - (c) 除了批地文件所規定對違反批地文件的任何其他權利或補償外，署長有權發出書面通知要求承授人進行、興建及保養上述土地、斜坡處理工程、擋土牆或其他承托物、保護物及排水系統或附屬工程或其他工程或復原及修復任何塌方、山泥傾瀉或地陷，及倘若承授人不理會或未能在通知指定的時期內執行該通知的要求以達致署長滿意，署長可立即執行與進行任何必要工程，而承授人須在政府要求時償還政府因此產生的費用連同任何行政費或專業費用及收費。
2. 每名發展項目的擁有人均須分擔維修工程的費用。
 3. 斜坡和擋土牆(根據公契定義)的位置(只作識別用途)在以下斜坡和擋土牆示意圖上用粉紅色標示。
 4. 根據公契，管理人有全權聘用適當的合資格人士對斜坡和擋土牆進行檢查，並保持及維持其修葺堅固及狀況良好，並遵從批地文件及按照有關適當政府部門就斜坡、擋土牆及有關構築物之維修不時發佈之斜坡維修手冊及全部指引，進行有關斜坡和擋土牆之任何所需工程(就上述用途，管理人包括業主立案法團)，及向業主收取所有管理人於進行該等有關斜坡和擋土牆必要的維修、修理及任何其他工程而合法招致或將招致的費用，惟如管理人以合理努力無法向所有業主收取所需工程的費用，管理人無須個人負責進行任何該等於批地文件下的要求，而該等要求維持為業主的責任。

MAINTENANCE OF SLOPES 斜坡維修

Slopes and Retaining Walls Plan
斜坡和擋土牆示意圖



-  Slopes and Retaining Walls
斜坡和擋土牆
-  Boundary of Development
發展項目的界線

MODIFICATION 修訂

No application to the Government for a modification of the land grant for the Development is underway.

發展項目現時並沒有向政府提出申請修訂批地文件。

ADDRESS OF THE WEBSITE DESIGNATED BY THE VENDOR FOR THE DEVELOPMENT 賣方就發展項目指定的互聯網網站的網址

The address of the website designated by the Vendor for the Development for the purposes of Part 2 of the Residential Properties (First-hand Sales) Ordinance:

www.133portofino.hk

賣方為施行《一手住宅物業銷售條例》第2部而就發展項目指定的互聯網網站的網址：

www.133portofino.hk

INFORMATION IN APPLICATION FOR CONCESSION ON GROSS FLOOR AREA OF BUILDING

申請建築物總樓面面積寬免的資料

Breakdown of GFA Concessions Obtained for All Features

獲寬免總樓面面積的設施分項

- Latest information on breakdown of GFA concessions as shown on the general building plans submitted to and approved by the Building Authority (BA) prior to the printing of the sales brochure is tabulated below. Information marked (#) may be based on information provided by the authorized person if the sales brochure is printed prior to submission of the final amendment plans to the BA. The breakdown of GFA concessions may be subject to further changes until final amendment plans are submitted to and approved by the BA prior to the issuance of the occupation permit for the development.
- 於印製售樓說明書前呈交予並已獲建築事務監督批准的一般建築圖則上有關總樓面面積寬免的分項的最新資料，請見下表。如印製售樓說明書時尚未呈交最終修訂圖則予建築事務監督，則有(#)號的資料可以由認可人士提供的資料作為基礎。直至最終修訂圖則於發出佔用許可證前呈交予並獲建築事務監督批准前，以下分項資料仍可能有所修改。

		Area (m ²) 面積(平方米)
Disregarded GFA under Building (Planning) Regulations 23(3)(b) 根據《建築物(規劃)規例》第23(3)(b)條不計算的總樓面面積		
1(#)	Carpark and loading/unloading area excluding public transport terminus 停車場及上落客貨地方(公共交通總站除外)	1809.908
2	Plant rooms and similar services 機房及相類設施	--
2.1	Mandatory feature or essential plant room, area of which is limited by respective Practice Notes for Authorized Persons, Registered Structural Engineers and Registered Geotechnical Engineers (PNAP) or regulation such as lift machine room, telecommunications and broadcasting (TBE) room, refuse storage and material recovery chamber, etc. 所佔面積受相關《認可人士、註冊結構工程師及註冊岩土工程師作業備考》(《作業備考》)或規例限制的強制性設施或必要機房，例如升降機機房、電訊及廣播設備室、垃圾及物料回收房等	18.440
2.2(#)	Mandatory feature or essential plant room, area of which is NOT limited by any PNAP or regulation such as room occupied solely by fire services installations (FSI) and equipment, meter room, transformer room, potable and flushing water tank, etc. 所佔面積不受任何《作業備考》或規例限制的強制性設施或必要機房，例如僅由消防裝置及設備佔用的房間、電錶房、電力變壓房、食水及鹹水缸等	425.456
2.3	Non-mandatory or non-essential plant room such as air-conditioning (A/C) plant room, air handling unit (AHU) room, etc. 非強制性或非必要機房，例如空調機房、送風櫃房等	Not Applicable 不適用
Green Features under Joint Practice Notes 1 and 2 根據聯合作業備考第1及第2號提供的環保設施		
3	Balcony 露台	58.638
4	Wider common corridor and lift lobby 加闊的公用走廊及升降機大堂	Not Applicable 不適用
5	Communal sky garden 公用空中花園	Not Applicable 不適用
6	Acoustic fin 隔聲鰭	Not Applicable 不適用
7	Wing wall, wind catcher and funnel 翼牆、捕風器及風斗	Not Applicable 不適用
8	Non-structural prefabricated external wall 非結構預製外牆	Not Applicable 不適用
9	Utility platform 工作平台	23.250
10	Noise barrier 隔音屏障	Not Applicable 不適用

INFORMATION IN APPLICATION FOR CONCESSION ON GROSS FLOOR AREA OF BUILDING

申請建築物總樓面面積寬免的資料

Amenity Features 適意設施		
11	Caretaker's quarters, counter, office, store, guard room and lavatory for watchman and management staff and owners' corporation office 管理員宿舍、供保安人員和管理處員工使用的櫃位、辦事處、貯物室、警衛室和廁所，以及業主立案法團辦事處	5
12	Residential recreational facilities including void, plant room, swimming pool filtration plant room, covered walkway, etc. serving solely the recreational facilities 住戶康樂設施，包括僅供康樂設施使用的中空空間、機房、游泳池的濾水機房、有蓋人行道等	239.262
13	Covered landscaped and play area 有蓋園景區及遊樂場地	215.881
14	Horizontal screen / covered walkway and trellis 橫向屏障/有蓋人行道及花棚	19.155
15	Larger lift shaft 擴大升降機槽	Not Applicable 不適用
16	Chimney shaft 煙囪管道	Not Applicable 不適用
17	Other non-mandatory or non-essential plant room, such as boiler room, satellite, master antenna television (SMATV) room 其他非強制性或非必要機房，例如鍋爐房、衛星電視共用天線房	Not Applicable 不適用
18(#)	Pipe duct, air duct for mandatory feature or essential plant room 強制性設施或必要機房所需的管槽及氣槽	Not Applicable 不適用
19	Pipe duct, air duct for non-mandatory or non-essential plant room 非強制性設施或非必要機房所需的管槽及氣槽	60.865
20	Plant room, pipe duct, air duct for environmentally friendly system and feature 環保系統及設施所需的機房、管槽及氣槽	Not Applicable 不適用
21	Void in duplex domestic flat and house 複式住宅單位及洋房的中空空間	Not Applicable 不適用
22	Sunshade and reflector 遮陽篷及反光罩	Not Applicable 不適用
23(#)	Minor projection such as A/C box, A/C platform, window cill and projecting window 小型伸出物，例如空調機箱、空調機平台、窗檻及伸出的窗台	Not Applicable 不適用
24	Other projection such as A/C box and platform not covered in paragraph 3(b) and (c) of PNAP APP-19 《作業備考》APP-19第3(b)及(c)段沒有涵蓋的其他伸出物，如空調機箱及空調機平台	35.456
Other Exempted Items 其他項目		
25(#)	Refuge floor including refuge floor cum sky garden 庇護層，包括庇護層兼空中花園	Not Applicable 不適用
26	Covered area under large projecting / overhanging feature 大型伸出/外懸設施下的有蓋地方	Not Applicable 不適用
27	Public transport terminus 公共交通總站	Not Applicable 不適用
28(#)	Party structure and common staircase 共用構築物及公用樓梯	Not Applicable 不適用
29(#)	Horizontal area of staircase, lift shaft and vertical duct solely serving floor accepted as not being accountable for GFA 僅供獲接納不計入總樓面面積的樓層使用的樓梯、升降機槽及垂直管道的水平面積	Not Applicable 不適用
30	Public passage 公眾通道	Not Applicable 不適用
31	Covered set back area 有蓋的後移部分	Not Applicable 不適用
Bonus GFA 額外總樓面面積		
32	Bonus GFA 額外總樓面面積	Not Applicable 不適用
Additional Green Features under Joint Practice Note (No. 8) 根據聯合作業備考(第8號)提供的額外環保設施		
33	Buildings adopting Modular Integrated Construction 採用「組裝合成」建築法的樓宇	Not Applicable 不適用

Note:

The above table is based on the requirements as stipulated in the Practice Note for Authorized Persons, Registered Structural Engineers and Registered Geotechnical Engineers ADM-2 issued by the Buildings Department. The Buildings Department may revise such requirements from time to time as appropriate.

備註：

上述表格是根據屋宇署所發出的《認可人士、註冊結構工程師及註冊岩土工程師作業備考》ADM-2 規定的要求而制訂的。屋宇署會按實際需要不時更改有關要求。

INFORMATION IN APPLICATION FOR CONCESSION ON GROSS FLOOR AREA OF BUILDING

申請建築物總樓面面積寬免的資料

Environmental Assessment of the Building 有關建築物的環境評估



Estimated Energy Performance or Consumption for the Common Parts of the Development 發展項目的公用部份的預計能量表現或消耗

Latest information on the estimated energy performance or consumption for the common parts of the development as submitted to the Building Authority prior to the printing of the sales brochures:

於印製售樓說明書前呈交予建築事務監督發展項目的公用部份的預計能量表現或消耗的最近期資料：

Part I 第I部份

Provision of Central Air Conditioning 提供中央空調	No 否
Provision of Energy Efficient Features 提供具能源效益的設施	Yes 是
Energy Efficient Features proposed: 擬安裝的具能源效益的設施	<ol style="list-style-type: none"> High Coefficient of Performance (COP) AC units 高效能系數空調裝置 Energy-efficient lighting design with lower lighting power density (LPD) 高效節能照明設計及低照明功率密度

Part II: The predicted annual energy use of the proposed building / part of building. (Note 1) 第II部份：擬興建樓宇/部份樓宇預計每年能源消耗量(註腳1)：-

Location 位置	Internal Floor Area Served (m ²) 使用有關裝置的內部樓面面積(平方米)	Annual Energy Use of Baseline Building (Note 2) 基線樓宇(註腳2)每年能源消耗量		Annual Energy Use of Proposed Building 擬興建樓宇每年能源消耗量	
		Electricity 電力 kWh/ m ² /annum 千瓦小時/平方米/年	Town Gas / LPG 煤氣/石油氣 unit/ m ² /annum 用量單位/平方米/年	Electricity 電力 kWh/ m ² /annum 千瓦小時/平方米/年	Town Gas / LPG 煤氣/石油氣 unit/ m ² /annum 用量單位/平方米/年
Area served by central building services installation (Note 3) 有使用中央屋宇裝備(註腳3)裝置的部份	457.670	102.3	不適用 N/A	83.0	不適用 N/A

INFORMATION IN APPLICATION FOR CONCESSION ON GROSS FLOOR AREA OF BUILDING

申請建築物總樓面面積寬免的資料

Part III : The following installations are designed in accordance with the relevant Codes of Practices published by the Electrical & Mechanical Services Department (EMSD)

第III部份：以下裝置乃按機電工程署公布的相關實務守則設計

Type of Installations 裝置類型	Yes 是	No 否	N/A 不適用
Lighting Installations 照明裝置	✓		
Air Conditioning Installations 空調裝置	✓		
Electrical Installations 電力裝置	✓		
Lift & Escalator Installations 升降機及自動梯的裝置	✓		
Performance-based Approach 以總能源為本的方法			✓

Notes:

- In general, the lower the estimated “Annual Energy Use” of the building, the more efficient of the building in terms of energy use. For example, if the estimated “annual energy use of proposed building” is less than the estimated “annual energy use of baseline building”, it means the predicted use of energy is more efficient in the proposed building than in the baseline building. The larger the reduction, the greater the efficiency.

The predicted annual energy use, in terms of electricity consumption (kWh/m²/annum) and town gas/LPG consumption (unit/m²/annum), of the development by the internal floor area served, where:

- “total annual energy use” has the same meaning of “annual energy use” in the BEAM Plus New Buildings (current version); and
- “internal floor area”, in relation a building, a space or a unit means the floor area of all enclosed space measured to the internal faces of enclosing external and/or party walls.

- “Baseline Building” has the same meaning as “Baseline Building Model (zero-credit benchmark)” in the BEAM Plus New Buildings (current version).
- “Central Building Services Installation” has the same meaning as that in the Code of Practice for Energy Efficiency of Building Services Installation issued by the Electrical and Mechanical Services Department.

註腳：

- 一般而言，一棟樓宇的預計“每年能源消耗量”愈低，其節約能源的效益愈高。如一棟樓宇預計的“每年能源消耗量”低於該樓宇的“基線樓宇每年能源消耗量”，則代表預計該樓宇的能源應用較其基線樓宇有效，削減幅度愈大則代表有關樓宇能源節約的效益愈高。

預計每年能源消耗量（以耗電量（千瓦小時/平方米/年）及煤氣/石油氣消耗量（用量單位/平方米/年）計算），指將發展項目的每年能源消耗總量除以使用有關裝置的內部樓面面積所得出的商，其中：

- “每年能源消耗量”與新建樓宇BEAM Plus標準（現行版本）中的「年能源消耗」具有相同涵義；及
- 樓宇、空間或單位的“內部樓面面積”，指外牆及/或共用牆的內壁之內表面起量度出來的樓面面積。

- “基準樓宇”與新建樓宇 BEAM Plus 標準（現行版本）中的“基準建築物模式（零分標準）”具有相同涵義。
- “中央屋宇裝備裝置”與機電工程署發出的《屋宇裝備裝置能源效益實務守則》中的涵義相同。

This page left blank intentionally
本頁故意留白

There may be future changes to the Development and the surrounding areas.
發展項目及其周邊地區日後可能出現改變。

Date of Printing : 10 January 2020
印製日期：2020年1月10日

EXAMINATION RECORD

檢視記錄

Examination / Revision Date 檢視 / 修改日期	Page Number 頁次	Revision Made 所作修改
22 January 2020 2020年1月22日	138, 139	Fittings, finishes and appliances is updated 更新裝置、裝修物料及設備
16 March 2020 2020年3月16日	14	Location plan of the Development is updated 更新發展項目的所在位置圖
	15	Aerial photograph of the Development is updated 更新發展項目的鳥瞰照片
	16	Outline zoning plan relating to the Development is updated 更新關乎發展項目的分區計劃大綱圖
	62, 63	Floor plans of parking spaces in the Development is updated 更新發展項目中的停車位的樓面平面圖
	114, 115, 116, 117, 118, 119	Fittings, finishes and appliances is updated 更新裝置、裝修物料及設備
16 June 2020 2020年6月16日	8	Information on the Development is updated 更新發展項目的資料
	12	Information on design of the Development is updated 更新發展項目的設計的資料
	14	Location plan of the Development is updated 更新發展項目的所在位置圖
	15A	Aerial photograph of the Development is added 新增發展項目的鳥瞰照片
	15B	This page left blank intentionally 本頁故意留白
	19	Layout plan of the Development is updated 更新發展項目的布局圖
	43, 45	Floor plans of residential properties in the Development is updated 更新發展項目的住宅物業的樓面平面圖
	43A, 43B, 45A, 45B	Floor plans of residential properties in the Development is added 增添發展項目的住宅物業的樓面平面圖
140-151, 154-162, 164-174	Fittings, finishes and appliances is updated 更新裝置、裝修物料及設備	
19 June 2020 2020年6月19日	17	Outline zoning plan relating to the Development is updated 更新關乎發展項目的分區計劃大綱圖
18 September 2020 2020年9月18日	14	Location plan of the Development is updated 更新發展項目的所在位置圖
30 September 2020 2020年9月30日	8	Information on the Development is updated 更新發展項目的資料
	14	Location plan of the Development is updated 更新發展項目的所在位置圖
20 November 2020 2020年11月20日	9	Information on vendor and others involved in the Development is updated 更新賣方及有參與發展項目的其他人的資料
	13	Information on property management is updated 更新物業管理的資料
	14	Location plan of the Development is updated 更新發展項目的所在位置圖
	65, 66, 67, 68	Summary of deed of mutual covenant is updated 更新公契的摘要
	111	Inspection of plans and deed of mutual covenant is updated 更新閱覽圖則及公契
9 February 2021 2021年2月9日	14	Location plan of the Development is updated 更新發展項目的所在位置圖
8 March 2021 2021年3月8日	23, 24, 25, 26, 27, 34, 35	Floor plans of residential properties in the Development is updated 更新發展項目的住宅物業的樓面平面圖
	27a	Floor plans of residential properties in the Development is added 增添發展項目的住宅物業的樓面平面圖
	27b	This page left blank intentionally 本頁故意留白
	114-115, 118-121, 141, 145	Fittings, finishes and appliances is updated 更新裝置、裝修物料及設備

EXAMINATION RECORD

檢視記錄

Examination / Revision Date 檢視 / 修改日期	Page Number 頁次	Revision Made 所作修改
30 March 2021 2021年3月30日	27a, 29, 31	Floor plans of residential properties in the Development is updated 更新發展項目的住宅物業的樓面平面圖
	33a	Floor plans of residential properties in the Development is added 增添發展項目的住宅物業的樓面平面圖
	33b	This page left blank intentionally 本頁故意留白
	114, 115, 118, 119, 120, 121, 142, 146, 149, 150, 153, 154	Fittings, finishes and appliances is updated 更新裝置、裝修物料及設備
	118A, 119A	Fittings, finishes and appliances is added 增添裝置、裝修物料及設備
29 June 2021 2021年6月29日	14	Location plan of the Development is updated 更新發展項目的所在位置圖
	15	Aerial photograph of the Development is updated 更新發展項目的鳥瞰照片
	15A	Obsolete aerial photograph of the Development is deleted 刪除發展項目的過時鳥瞰照片
28 September 2021 2021年9月28日	2-7	Notes to purchasers of first-hand residential properties is updated. 更新一手住宅物業買家須知
	14	Location plan of the Development is updated 更新發展項目的所在位置圖
	15	Aerial photograph of the Development is updated 更新發展項目的鳥瞰照片
	184	Information required by the director of lands to be set out in the sales brochure as a condition for giving the presale consent is deleted 刪除地政總署署長作為給予預售樓花同意書的條件而規定列於售樓說明書的資料
28 December 2021 2021年12月28日	14	Location plan of the Development is updated 更新發展項目的所在位置圖
17 March 2022 2022年3月17日	14	Location plan of the Development is updated 更新發展項目的所在位置圖
16 June 2022 2022年6月16日	14	Location plan of the Development is updated 更新發展項目的所在位置圖
15 September 2022 2022年9月15日	14	Location plan of the Development is updated 更新發展項目的所在位置圖
14 December 2022 2022年12月14日	14	Location plan of the Development is updated 更新發展項目的所在位置圖
13 March 2023 2023年3月13日	14	Location plan of the Development is updated 更新發展項目的所在位置圖
	15	Aerial photograph of the Development is updated 更新發展項目的鳥瞰照片
12 June 2023 2023年6月12日	4, 7	Notes to purchasers of first-hand residential properties is updated. 更新一手住宅物業買家須知
	14	Location plan of the Development is updated 更新發展項目的所在位置圖
	15A	Aerial photograph of the Development is added 增添發展項目的鳥瞰照片
	182	Information in application for concession on gross floor area of building is updated 更新申請建築物總樓面面積寬免的資料
11 September 2023 2023年9月11日	14	Location plan of the Development is updated 更新發展項目的所在位置圖
8 December 2023 2023年12月8日	9	Information on vendor and others involved in the Development is updated 更新賣方及有參與發展項目的其他人的資料
	14	Location plan of the Development is updated 更新發展項目的所在位置圖
	180-183	Information in application for concession on gross floor area of building is updated 更新申請建築物總樓面面積寬免的資料

EXAMINATION RECORD

檢視記錄

Examination / Revision Date 檢視 / 修改日期	Page Number 頁次	Revision Made 所作修改
7 March 2024 2024年3月7日	14	Location plan of the Development is updated 更新發展項目的所在位置圖
	15	Aerial photograph of the Development is updated 更新發展項目的鳥瞰照片
	15A	Obsolete aerial photograph of the Development is deleted 刪除發展項目的過時鳥瞰照片
6 June 2024 2024年6月6日	14	Location plan of the Development is updated 更新發展項目的所在位置圖
	15	Aerial photograph of the Development is updated 更新發展項目的鳥瞰照片
	15A	Aerial photograph of the Development is added 增添發展項目的鳥瞰照片
4 September 2024 2024年9月4日	14	Location plan of the Development is updated 更新發展項目的所在位置圖

