

# 133 PORTOFINO

SALES BROCHURE  
售樓說明書



# 133 PORTOFINO

# NOTES TO PURCHASERS OF FIRST-HAND RESIDENTIAL PROPERTIES

## 一手住宅物業買家須知

You are advised to take the following steps before purchasing first-hand residential properties.

### For all first-hand residential properties

#### 1. Important information

- Make reference to the materials available on the Sales of First-hand Residential Properties Electronic Platform (SRPE) ([www.srpe.gov.hk](http://www.srpe.gov.hk)) on the first-hand residential property market.
- Study the information on the website designated by the vendor for the development, including the sales brochure, price lists, documents containing the sales arrangements, and the register of transactions of a development.
- Sales brochure for a development will be made available to the general public at least 7 days immediately before a date of sale while price list and sales arrangements will be made available at least 3 days immediately before the date of sale.
- Information on transactions can be found on the register of transactions on the website designated by the vendor for the development and the SRPE.

#### 2. Fees, mortgage loan and property price

- Calculate the total expenses of the purchase, such as solicitors' fees, mortgage charges, insurance fees and stamp duties.
- Check with banks to find out if you will be able to obtain the needed mortgage loan, select the appropriate payment method and calculate the amount of the mortgage loan to ensure it is within your repayment ability.
- Check recent transaction prices of comparable properties for comparison.
- Check with the vendor or the estate agent the estimated management fee, the amount of management fee payable in advance (if any), special fund payable (if any), the amount of reimbursement of the deposits for water, electricity and gas (if any), and/or the amount of debris removal fee (if any) you have to pay to the vendor or the manager of the development.

#### 3. Price list, payment terms and other financial incentives

- Vendors may not offer to sell all the residential properties that are covered in a price list. To know which residential properties the vendors may offer to sell, pay attention to the sales arrangements which will be announced by the vendors at least 3 days before the relevant residential properties are offered to be sold.
- Pay attention to the terms of payment as set out in a price list. If there are discounts on the price, gift, or any financial advantage or benefit to be made available in connection with the purchase of the residential properties, such information will also be set out in the price list.
- If you intend to opt for any mortgage loan plans offered by financial institutions specified by the vendor, before entering into a preliminary agreement for sale and purchase (PASP), you must study the details of various mortgage loan plans<sup>1</sup> as set out in the price list concerned. If you have any questions about these mortgage loan plans, you should check with the financial institutions concerned direct before entering into a PASP.

#### 4. Property area and its surroundings

- Pay attention to the area information in the sales brochure and price list, and price per square foot/metre in the price list. According to the Residential Properties (First-hand Sales) Ordinance (Cap. 621) (the Ordinance), vendors can only present the area and price per square foot and per square metre of a residential property using saleable area. Saleable area, in relation to a residential property, means the floor area of the residential property, and includes the floor area of every one of the following to the extent that it forms part of the residential property - (i) a balcony; (ii) a utility platform; and (iii) a verandah. The saleable area excludes the area of the following which forms part of the residential property - air-conditioning

plant room; bay window; cockloft; flat roof; garden; parking space; roof; stairhood; terrace and yard.

- Floor plans of all residential properties in the development have to be shown in the sales brochure. In a sales brochure, floor plans of residential properties in the development must state the external and internal dimensions of each residential property<sup>2</sup>. The external and internal dimensions of residential properties as provided in the sales brochure exclude plaster and finishes. You are advised to note this if you want to buy furniture before handing over of the residential property.
- Visit the development site and get to know the surroundings of the property (including transportation and community facilities). Check town planning proposals and decisions which may affect the property. Take a look at the location plan, aerial photograph, outline zoning plan and cross-section plan that are provided in the sales brochure.

#### 5. Sales brochure

- Ensure that the sales brochure obtained is the latest version. According to the Ordinance, the sales brochure made available to the public should be printed or examined, or examined and revised within the previous 3 months.
- In respect of an uncompleted development, the vendor may alter the building plans (if any) whenever the vendor considers necessary. To know the latest information of an uncompleted development, keep paying attention to any revised sales brochures made available by the vendor.
- Read through the sales brochure and in particular, check the following information in the sales brochure -
  - whether there is a section on “relevant information” in the sales brochure, under which information on any matter that is known to the vendor but is not known to the general public, and is likely to materially affect the enjoyment of a residential property will be set out. Please note that information contained in a document that has been registered with the Land Registry will not be regarded as “relevant information”;
  - the cross-section plan showing a cross-section of the building in relation to every street adjacent to the building, and the level of every such street in relation to a known datum and to the level of the lowest residential floor of the building. This will help you visualize the difference in height between the lowest residential floor of a building and the street level, regardless of how that lowest residential floor is named;
  - interior and exterior fittings and finishes and appliances;
  - the basis on which management fees are shared;
  - whether individual owners have obligations or need to share the expenses for managing, operating and maintaining the public open space or public facilities inside or outside the development, and the location of the public open space or public facilities; and
  - whether individual owners have responsibility to maintain slopes.

<sup>1</sup> The details of various mortgage loan plans include the requirements for mortgagors on minimum income level, the loan limit under the first mortgage and second mortgage, the maximum loan repayment period, the change of mortgage interest rate throughout the entire repayment period, and the payment of administrative fees.

<sup>2</sup> According to section 10(2)(d) in Part 1 of Schedule 1 to the Ordinance, each of the floor plans of the residential properties in the development in the sales brochure must state the following—

- (i) the external dimensions of each residential property;
- (ii) the internal dimensions of each residential property;
- (iii) the thickness of the internal partitions of each residential property;
- (iv) the external dimensions of individual compartments in each residential property.

According to section 10(3) in Part 1 of Schedule 1 to the Ordinance, if any information required by section 10(2)(d) in Part 1 of Schedule 1 to the Ordinance is provided in the approved building plans for the development, a floor plan must state the information as so provided.



# NOTES TO PURCHASERS OF FIRST-HAND RESIDENTIAL PROPERTIES

## 一手住宅物業買家須知

### 6. Government land grant and deed of mutual covenant (DMC)

- Read the Government land grant and the DMC (or the draft DMC). Information such as ownership of the rooftop and external walls can be found in the DMC. The vendor will provide copies of the Government land grant and the DMC (or the draft DMC) at the place where the sale is to take place for free inspection by prospective purchasers.
- Check the Government land grant on whether individual owners are liable to pay Government rent.
- Check the DMC on whether animals can be kept in the residential property.

### 7. Information on Availability of Residential Properties for Selection at Sales Office

- Check with the vendor which residential properties are available for selection. If a “consumption table” is displayed by the vendor at the sales office, you may check from the table information on the progress of sale on a date of sale, including which residential properties are offered for sale at the beginning of that date of sale and which of them have been selected and sold during that date of sale.
- Do not believe in rumours about the sales condition of the development and enter into a PASP rashly.

### 8. Register of Transactions

- Pay attention to the register of transactions for a development. A vendor must, within 24 hours after entering into a PASP with a purchaser, enter transaction information of the PASP in the register of transactions. The vendor must, within 1 working day after entering into an agreement for sale and purchase (ASP), enter transaction information of the ASP in the register of transactions. Check the register of transactions for the concerned development to learn more about the sales condition of the development.
- Never take the number of registrations of intent or cashier orders a vendor has received for the purpose of registration as an indicator of the sales volume of a development. The register of transactions for a development is the most reliable source of information from which members of the public can grasp the daily sales condition of the development.

### 9. Agreement for sale and purchase

- Ensure that the PASP and ASP include the mandatory provisions as required by the Ordinance.
- Pay attention that fittings, finishes and appliances to be included in the sale and purchase of the property are inserted in the PASP and ASP.
- Pay attention to the area plan annexed to the ASP which shows the total area which the vendor is selling to you. The total area which the vendor is selling to you is normally greater than the saleable area of the property.
- Pay attention to the vendor’s right to alter the building plans (if any) for an uncompleted development. The mandatory provisions to be incorporated in an ASP for uncompleted development as required by the Ordinance include a provision requiring the vendor to notify the purchaser in writing of such alteration if the same affects in any way the property within 14 days after its having been approved by the Building Authority.
- A preliminary deposit of **5%** of the purchase price is payable by you to the owner (i.e. the seller) on entering into a PASP.
- If you do not execute the ASP within **5 working days** (working day means a day that is not a general holiday or a Saturday or a black rainstorm warning day or gale warning day) after entering into the PASP, the PASP is terminated, the preliminary deposit (i.e. 5% of the purchase price) is forfeited, and the owner (i.e. the seller) does not have any further claim against you for not executing the ASP.

- If you execute the ASP within 5 working days after the signing of the PASP, the owner (i.e. the seller) must execute the ASP within 8 working days after entering into the PASP.
- The deposit should be made payable to the solicitors’ firm responsible for stakeholding purchasers’ payments for the property.

### 10. Expression of intent of purchasing a residential property

- Note that vendors (including their authorized representative(s)) should not seek or accept any specific or general expression of intent of purchasing any residential property before the relevant price lists for such properties are made available to the public. You therefore should not make such an offer to the vendors or their authorized representative(s).
- Note that vendors (including their authorized representative(s)) should not seek or accept any specific expression of intent of purchasing a particular residential property before the sale of the property has commenced. You therefore should not make such an offer to the vendors or their authorized representative(s).

### 11. Appointment of estate agent

- Note that if the vendor has appointed one or more than one estate agents to act in the sale of any specified residential property in the development, the price list for the development must set out the name of all the estate agents so appointed as at the date of printing of the price list.
- You may appoint any estate agent (not necessarily from those estate agency companies appointed by the vendor) to act in the purchase of any specified residential property in the development, and may also not appoint any estate agent to act on your behalf.
- Before you appoint an estate agent to look for a property, you should -
  - find out whether the agent will act on your behalf only. If the agent also acts for the vendor, he/she may not be able to protect your best interests in the event of a conflict of interest;
  - find out whether any commission is payable by you to the estate agent and, if so, its amount and the time of payment; and
  - note that only licensed estate agents or salespersons may accept your appointment. If in doubt, you should request the estate agent or salesperson to produce his/her Estate Agent Card, or check the Licence List on the Estate Agents Authority website: [www.eaa.org.hk](http://www.eaa.org.hk).

### 12. Appointment of solicitor

- Consider appointing your own solicitor to protect your interests. If the solicitor also acts for the vendor, he/she may not be able to protect your best interests in the event of a conflict of interest.
- Compare the charges of different solicitors.

### For first-hand uncompleted residential properties

#### 13. Pre-sale Consent

- For uncompleted residential property under the Lands Department Consent Scheme, seek confirmation from the vendor whether the “Pre-sale Consent” has been issued by the Lands Department for the development.

#### 14. Show flats

- While the vendor is not required to make any show flat available for viewing by prospective purchasers or the general public, if the vendor wishes to make available show flats of a specified residential property, the vendor must first of all make available an unmodified show flat of that residential property and that, having made available such unmodified show flat, the vendor may then make available a modified show flat of that residential property. In this connection, the vendor is allowed to make available more than one modified show flat of that residential property.

# NOTES TO PURCHASERS OF FIRST-HAND RESIDENTIAL PROPERTIES

## 一手住宅物業買家須知

- If you visit the show flats, you should always look at the unmodified show flats for comparison with the modified show flats. That said, the Ordinance does not restrict the discretion of the vendor in arranging the sequence of the viewing of unmodified and modified show flats.
- Sales brochure of the development should have been made available to the public when the show flat is made available for viewing. You are advised to get a copy of the sales brochure and make reference to it when viewing the show flats.
- You may take measurements in modified and unmodified show flats, and take photographs or make video recordings of unmodified show flats, subject to reasonable restriction(s) which may be set by the vendor for ensuring safety of the persons viewing the show flat.

### For first-hand uncompleted residential properties and completed residential properties pending compliance

#### 15. Estimated material date and handing over date

- Check the estimated material date<sup>3</sup> for the development in the sales brochure.
  - The estimated material date for a development in the sales brochure is not the same as the date on which a residential property is handed over to purchaser. The latter is normally later than the former. However, the handing over date may be earlier than the estimated material date set out in the sales brochure in case of earlier completion of the development.
- Handing over date
  - The mandatory provisions to be incorporated in an ASP as required by the Ordinance include a provision requiring the vendor to apply in writing for an Occupation Document/a Certificate of Compliance or the Director of Lands' Consent to Assign (as the case may be) in respect of the development within 14 days after the estimated material date as stipulated in the ASP.
    - For development subject to the Lands Department Consent Scheme, the vendor is required to notify the purchaser in writing that the vendor is in a position validly to assign the property within one month after the issue of the Certificate of Compliance or the Consent to Assign, whichever first happens; or
    - For development not subject to the Lands Department Consent Scheme, the vendor is required to notify the purchaser in writing that the vendor is in a position validly to assign the property within 6 months after the issue of the Occupation Document including Occupation Permit.
  - The mandatory provisions to be incorporated in an ASP as required by the Ordinance include a provision requiring completion of the sale and purchase within 14 days after the date of the notification aforesaid. Upon completion, the vendor shall arrange handover of the property to the purchaser.
- Authorized Person (AP) may grant extension(s) of time for completion of the development beyond the estimated material date.
  - The mandatory provisions to be incorporated in an ASP as required by the Ordinance include a provision that the AP of a development may grant an extension of time for completion of the development beyond the estimated material date having regard to delays caused exclusively by any one or more of the following reasons:
    - strike or lock-out of workmen;
    - riots or civil commotion;

- force majeure or Act of God;
  - fire or other accident beyond the vendor's control;
  - war; or
  - inclement weather.
  - The AP may grant more than once such an extension of time depending on the circumstances. That means handover of the property may be delayed.
  - The mandatory provisions to be incorporated in an ASP as required by the Ordinance also include a provision requiring the vendor to, within 14 days after the issue of an extension of time granted by the AP, furnish the purchaser with a copy of the relevant certificate of extension.
- Ask the vendor if there are any questions on handing over date.

### For first-hand completed residential properties

#### 16. Vendor's information form

- Ensure that you obtain the "vendor's information form(s)" printed within the previous 3 months in relation to the residential property/properties you intend to purchase.

#### 17. Viewing of property

- Ensure that, before you purchase a residential property, you are arranged to view the residential property that you would like to purchase or, if it is not reasonably practicable to view the property in question, a comparable property in the development, unless you agree in writing that the vendor is not required to arrange such a comparable property for viewing for you. You are advised to think carefully before signing any waiver.
- You may take measurements, take photographs or make video recordings of the property, unless the property is held under a tenancy or reasonable restriction(s) is/are needed to ensure safety of the persons viewing the property.

For complaints and enquiries relating to the sales of first-hand residential properties by the vendors which the Ordinance applies, please contact the Sales of First-hand Residential Properties Authority -

---

Website	: <a href="http://www.srpa.gov.hk">www.srpa.gov.hk</a>
Telephone	: 2817 3313
Email	: <a href="mailto:enquiry_srpa@hd.gov.hk">enquiry_srpa@hd.gov.hk</a>
Fax	: 2219 2220

---

Other useful contacts:

---

<b>Consumer Council</b>	
Website	: <a href="http://www.consumer.org.hk">www.consumer.org.hk</a>
Telephone	: 2929 2222
Email	: <a href="mailto:cc@consumer.org.hk">cc@consumer.org.hk</a>
Fax	: 2856 3611

---

<b>Estate Agents Authority</b>	
Website	: <a href="http://www.eaa.org.hk">www.eaa.org.hk</a>
Telephone	: 2111 2777
Email	: <a href="mailto:enquiry@eaa.org.hk">enquiry@eaa.org.hk</a>
Fax	: 2598 9596

---

<b>Real Estate Developers Association of Hong Kong</b>	
Telephone	: 2826 0111
Fax	: 2845 2521

---

<sup>3</sup> Generally speaking, "material date" means the date on which the conditions of the land grant are complied with in respect of the development, or the date on which the development is completed in all respects in compliance with the approved building plans or the conditions subject to which the certificate of exemption is issued. For details, please refer to section 2 of the Ordinance.



# NOTES TO PURCHASERS OF FIRST-HAND RESIDENTIAL PROPERTIES

## 一手住宅物業買家須知

您在購置一手住宅物業之前，應留意下列事項：

### 適用於所有一手住宅物業

#### 1. 重要資訊

- 瀏覽一手住宅物業銷售資訊網（下稱「銷售資訊網」）（網址：[www.srpe.gov.hk](http://www.srpe.gov.hk)），參考「銷售資訊網」內有關一手住宅物業的市場資料。
- 閱覽賣方就該發展項目所指定的互聯網網站內的有關資訊，包括售樓說明書、價單、載有銷售安排的文件，及成交紀錄冊。
- 發展項目的售樓說明書，會在該項目的出售日期前最少七日向公眾發布，而有關價單和銷售安排，亦會在該項目的出售日期前最少三日公布。
- 在賣方就有關發展項目所指定的互聯網網站，以及「銷售資訊網」內，均載有有關物業成交資料的成交紀錄冊，以供查閱。

#### 2. 費用、按揭貸款和樓價

- 計算置業總開支，包括律師費、按揭費用、保險費，以及印花稅。
- 向銀行查詢可否取得所需的按揭貸款，然後選擇合適的還款方式，並小心計算按揭貸款金額，以確保貸款額沒有超出本身的負擔能力。
- 查閱同類物業最近的成交價格，以作比較。
- 向賣方或地產代理瞭解，您須付予賣方或該發展項目的管理人的預計的管理費、管理費上期金額（如有）、特別基金金額（如有）、補還的水、電力及氣體按金（如有），以及/或清理廢料的費用（如有）。

#### 3. 價單、支付條款，以及其他財務優惠

- 賣方未必會把價單所涵蓋的住宅物業悉數推售，因此應留意有關的銷售安排，以了解賣方會推售的住宅物業為何。賣方會在有關住宅物業推售日期前最少三日公布銷售安排。
- 留意價單所載列的支付條款。倘買家可就購置有關住宅物業而連帶獲得價格折扣、贈品，或任何財務優惠或利益，上述資訊亦會在價單內列明。
- 如您擬選用由賣方指定的財務機構提供的各類按揭貸款計劃，在簽訂臨時買賣合約前，應先細閱有關價單內列出的按揭貸款計劃資料<sup>1</sup>。如就該些按揭貸款計劃的詳情有任何疑問，應在簽訂臨時買賣合約前，直接向有關財務機構查詢。

#### 4. 物業的面積及四周環境

- 留意載於售樓說明書和價單內的物業面積資料，以及載於價單內的每平方呎/每平方米售價。根據《一手住宅物業銷售條例》（第621章）（下稱「條例」），賣方只可以實用面積表達住宅物業的面積和每平方呎及平方米的售價。就住宅物業而言，實用面積指該住宅物業的樓面面積，包括在構成該物業的一部分的範圍內的以下每一項目的樓面面積：(i) 露台；(ii) 工作平台；以及 (iii) 陽台。實用面積並不包括空調機房、窗台、閣樓、平台、花園、停車位、天台、梯屋、前庭及庭院的每一項目的面積，即使該些項目構成該物業的一部分的範圍。
- 售樓說明書必須顯示發展項目中所有住宅物業的樓面平面圖。在售樓說明書所載有關發展項目中住宅物業的每一份樓面平面圖，均須述明每個住宅物業的外部 and 內部尺寸<sup>2</sup>。售樓說明書所提供有關住宅物業外部和內部的尺寸，不會把批盪和裝飾物料包括在內。買家收樓前如欲購置家具，應留意這點。

- 親臨發展項目的所在地實地視察，以了解有關物業的四周環境（包括交通和社區設施）；亦應查詢有否任何城市規劃方案和議決，會對有關的物業造成影響；參閱載於售樓說明書內的位置圖、鳥瞰照片、分區計劃大綱圖，以及橫截面圖。

#### 5. 售樓說明書

- 確保所取得的售樓說明書屬最新版本。根據條例，提供予公眾的售樓說明書必須是在之前的三個月之內印製或檢視、或檢視及修改。
- 如屬未落成發展項目，賣方在認為有需要時可改動建築圖則（如有的話），因此應留意由賣方提供的任何經修改的售樓說明書，以了解有關未落成發展項目的最新資料。
- 閱覽售樓說明書，並須特別留意以下資訊：
  - 售樓說明書內有否關於「有關資料」的部分，列出賣方知悉但並非為一般公眾人士所知悉，關於相當可能對享有有關住宅物業造成重大影響的事宜的資料。請注意，已在土地註冊處註冊的文件，其內容不會被視為「有關資料」；
  - 橫截面圖會顯示有關建築物相對毗連該建築物的每條街道的橫截面，以及每條上述街道與已知基準面和該建築物最低的一層住宅樓層的水平相對的水平。橫截面圖能以圖解形式，顯示出建築物最低一層住宅樓層和街道水平的高低差距，不論該最低住宅樓層以何種方式命名；
  - 室內和外部的裝置、裝修物料和設備；
  - 管理費按甚麼基準分擔；
  - 小業主有否責任或需要分擔管理、營運或維持有關發展項目以內或以外的公眾休憩用地或公共設施的開支，以及有關公眾休憩用地或公共設施的位置；以及
  - 小業主是否須要負責維修斜坡。

#### 6. 政府批地文件和公契

- 閱覽政府批地文件和公契（或公契擬稿）。公契內載有天台和外牆業權等相關資料。賣方會在售樓處提供政府批地文件和公契（或公契擬稿）的複本，供準買家免費閱覽。
- 留意政府批地文件內所訂明小業主是否須要負責支付地稅。
- 留意公契內訂明有關物業內可否飼養動物。

#### 7. 售樓處內有關可供揀選住宅物業的資料

- 向賣方查詢清楚有哪些一手住宅物業可供揀選。若賣方在售樓處內展示「消耗表」，您可從該「消耗表」得悉在每個銷售日的銷售進度資料，包括在該個銷售日開始時有哪些住宅物業可供出售，以及在該個銷售日內有哪些住宅物業已獲揀選及售出。
- 切勿隨便相信有關發展項目銷情的傳言，倉卒簽立臨時買賣合約。

<sup>1</sup> 按揭貸款計劃的資料包括有關按揭貸款計劃對借款人的最低收入的要求、就第一按揭連同第二按揭可獲得的按揭貸款金額上限、最長還款年期、整個還款期內的按揭利率變化，以及申請人須繳付的手續費。

<sup>2</sup> 根據條例附表1第1部第10(2)(d)條述明，售樓說明書內顯示的發展項目中的住宅物業的每一份樓面平面圖須述明以下各項—

(i) 每個住宅物業的外部尺寸；

(ii) 每個住宅物業的內部尺寸；

(iii) 每個住宅物業的內部間隔的厚度；

(iv) 每個住宅物業內個別分隔室的外部尺寸。

根據條例附表1第1部第10(3)條，如有關發展項目的經批准的建築圖則，提供條例附表1第1部第10(2)(d)條所規定的資料，樓面平面圖須述明如此規定的該資料。



# NOTES TO PURCHASERS OF FIRST-HAND RESIDENTIAL PROPERTIES

## 一手住宅物業買家須知

### 8. 成交紀錄冊

- 留意發展項目的成交紀錄冊。賣方須於臨時買賣合約訂立後的24小時內，於紀錄冊披露該臨時買賣合約的資料，以及於買賣合約訂立後一個工作天內，披露該買賣合約的資料。您可透過成交紀錄冊得悉發展項目的銷售情況。
- 切勿將賣方接獲用作登記的購樓意向書或本票的數目視為銷情指標。發展項目的成交紀錄冊才是讓公眾掌握發展項目每日銷售情況的最可靠資料來源。

### 9. 買賣合約

- 確保臨時買賣合約和買賣合約包含條例所規定的強制性條文。
- 留意有關物業買賣交易所包括的裝置、裝修物料和設備，須在臨時買賣合約和買賣合約上列明。
- 留意夾附於買賣合約的圖則。該圖則會顯示所有賣方售予您的物業面積，而該面積通常較該物業的實用面積為大。
- 留意賣方有權改動未落成發展項目的建築圖則（如有的話）。如屬未落成發展項目，條例規定物業的買賣合約須載有強制性條文，列明如有關改動在任何方面對該物業造成影響，賣方須在改動獲建築事務監督批准後的14日內，將該項改動以書面通知買家。
- 訂立臨時買賣合約時，您須向擁有人(即賣方)支付樓價 5% 的臨時訂金。
- 如您在訂立臨時買賣合約後**五個工作日**(工作日指並非公眾假日、星期六、黑色暴雨警告日或烈風警告日的日子)之內，沒有簽立買賣合約，該臨時買賣合約即告終止，有關臨時訂金(即樓價的 5%) 會被沒收，而擁有人(即賣方)不得因您沒有簽立買賣合約而對您提出進一步申索。
- 在訂立臨時買賣合約後的五個工作日之內，倘您簽立買賣合約，則擁有人(即賣方)必須在訂立該臨時買賣合約後的八個工作日之內簽立買賣合約。
- 有關的訂金，應付予負責為所涉物業擔任保證金保存人的律師事務所。

### 10. 表達購樓意向

- 留意在賣方(包括其獲授權代表)就有關住宅物業向公眾提供價單前，賣方不得尋求或接納任何對有關住宅物業的購樓意向(不論是否屬明確選擇購樓意向)。因此您不應向賣方或其授權代表提出有關意向。
- 留意在有關住宅物業的銷售開始前，賣方(包括其獲授權代表)不得尋求或接納任何對該物業的有明確選擇購樓意向。因此您不應向賣方或其授權代表提出有關意向。

### 11. 委託地產代理

- 留意倘賣方委任一個或多於一個地產代理，以協助銷售其發展項目內任何指明住宅物業，該發展項目的價單必須列明在價單印刷日期當日所有獲委任為地產代理的姓名/名稱。
- 您可委託任何地產代理(不一定是賣方所指定的地產代理)，以協助您購置發展項目內任何指明住宅物業；您亦可不委託任何地產代理。
- 委託地產代理以物色物業前，您應該 —
  - 了解該地產代理是否只代表您行事。該地產代理若同時代表賣方行事，倘發生利益衝突，未必能夠保障您的最大利益；
  - 了解您須否支付佣金予該地產代理。若須支付，有關的佣金金額和支付日期為何；以及

- 留意只有持牌地產代理或營業員才可以接受您的委託。如有疑問，應要求該地產代理或營業員出示其「地產代理證」，或瀏覽地產代理監管局的網頁(網址：[www.eaa.org.hk](http://www.eaa.org.hk))，查閱牌照目錄。

### 12. 委聘律師

- 考慮自行委聘律師，以保障您的利益。該律師若同時代表賣方行事，倘發生利益衝突，未必能夠保障您的最大利益。
- 比較不同律師的收費。

### 適用於一手未落成住宅物業

#### 13. 預售樓花同意書

- 洽購地政總署「預售樓花同意方案」下的未落成住宅物業時，應向賣方確認地政總署是否已就該發展項目批出「預售樓花同意書」。

#### 14. 示範單位

- 賣方不一定須設置示範單位供準買家或公眾參觀，但賣方如為某指明住宅物業設置示範單位，必須首先設置該住宅物業的無改動示範單位，才可設置該住宅物業的經改動示範單位，並可以就該住宅物業設置多於一個經改動示範單位。
- 參觀示範單位時，務必視察無改動示範單位，以便與經改動示範單位作出比較。然而，條例並沒有限制賣方安排參觀無改動示範單位及經改動示範單位的先後次序。
- 賣方設置示範單位供公眾參觀時，應已提供有關發展項目的售樓說明書。因此，緊記先行索取售樓說明書，以便在參觀示範單位時參閱相關資料。
- 您可以在無改動示範單位及經改動示範單位中進行量度，並在無改動示範單位內拍照或拍攝影片，惟在確保示範單位參觀者人身安全的前提下，賣方可能會設定合理的限制。

### 適用於一手未落成住宅物業及尚待符合條件的已落成住宅物業

#### 15. 預計關鍵日期及收樓日期

- 查閱售樓說明書中有關發展項目的預計關鍵日期<sup>3</sup>。
  - 售樓說明書中有關發展項目的預計關鍵日期並不同買家的「收樓日期」。買家的「收樓日期」一般會較發展項目的預計關鍵日期遲。然而，假若發展項目比預期早落成，「收樓日期」可能會較售樓說明書列出的預計關鍵日期為早。
- 收樓日期
  - 條例規定買賣合約須載有強制性條文，列明賣方須於買賣合約內列出的預計關鍵日期後的14日內，以書面為發展項目申請佔用文件、合格證明書，或地政總署署長的轉讓同意(視屬何種情況而定)。
    - 如發展項目屬地政總署預售樓花同意方案所規管，賣方須在合格證明書或地政總署署長的轉讓同意發出後的一個月內(以較早者為準)，就賣方有能力有效地轉讓有關物業一事，以書面通知買家；或
    - 如發展項目並非屬地政總署預售樓花同意方案所規管，賣方須在佔用文件(包括佔用許可證)發出後的六個月內，就賣方有能力有效地轉讓有關物業一事，以書面通知買家。

<sup>3</sup> 一般而言，「關鍵日期」指該項目符合批地文件的條件的日期，或該項目在遵照經批准的建築圖則的情況下或按照豁免證明書的發出的條件在各方面均屬完成的日期。有關詳情請參閱條例第2條。

# NOTES TO PURCHASERS OF FIRST-HAND RESIDENTIAL PROPERTIES

## 一手住宅物業買家須知

- 條例規定買賣合約須載有強制性條文，列明有關物業的買賣須於賣方發出上述通知的日期的14日內完成。有關物業的買賣完成後，賣方將安排買家收樓事宜。
- 認可人士可批予在預計關鍵日期之後完成發展項目
  - 條例規定買賣合約須載有強制性條文，列明發展項目的認可人士可以在顧及純粹由以下一個或多於一個原因所導致的延遲後，批予在預計關鍵日期之後，完成發展項目：
    - 工人罷工或封閉工地；
    - 暴動或內亂；
    - 不可抗力或天災；
    - 火警或其他賣方所不能控制的意外；
    - 戰爭；或
    - 惡劣天氣。
  - 發展項目的認可人士可以按情況，多於一次批予延後預計關鍵日期以完成發展項目，即收樓日期可能延遲。
  - 條例規定買賣合約須載有強制性條文，列明賣方須於認可人士批予延期後的14日內，向買家提供有關延期證明書的文本。
- 如對收樓日期有任何疑問，可向賣方查詢。

### 適用於一手已落成住宅物業

#### 16. 賣方資料表格

- 確保取得最近三個月內印製有關您擬購買的一手已落成住宅物業的「賣方資料表格」。

#### 17. 參觀物業

- 購置住宅物業前，確保已獲安排參觀您打算購置的住宅物業。倘參觀有關物業並非合理地切實可行，則應參觀與有關物業相若的物業，除非您以書面同意賣方無須開放與有關物業相若的物業供您參觀。您應仔細考慮，然後才決定是否簽署豁免上述規定的書面同意。
- 除非有關物業根據租約持有，或為確保物業參觀者的人身安全而須設定合理限制，您可以對該物業進行量度、拍照或拍攝影片。

任何與賣方銷售受條例所規管的一手住宅物業有關的投訴和查詢，請與一手住宅物業銷售監管局聯絡。

---

網址	: <a href="http://www.srpa.gov.hk">www.srpa.gov.hk</a>
電話	: 2817 3313
電郵	: <a href="mailto:enquiry_srpa@hd.gov.hk">enquiry_srpa@hd.gov.hk</a>
傳真	: 2219 2220

---

其他相關聯絡資料：

---

**消費者委員會**

網址	: <a href="http://www.consumer.org.hk">www.consumer.org.hk</a>
電話	: 2929 2222
電郵	: <a href="mailto:cc@consumer.org.hk">cc@consumer.org.hk</a>
傳真	: 2856 3611

---

**地產代理監管局**

網址	: <a href="http://www.eaa.org.hk">www.eaa.org.hk</a>
電話	: 2111 2777
電郵	: <a href="mailto:enquiry@eaa.org.hk">enquiry@eaa.org.hk</a>
傳真	: 2598 9596

---

**香港地產建設商會**

電話	: 2826 0111
傳真	: 2845 2521

---

一手住宅物業銷售監管局  
2023 年 3 月

# INFORMATION ON THE DEVELOPMENT

## 發展項目的資料

<p><b>Name of the Development</b></p> <p>133 PORTOFINO</p>	<p>發展項目的名稱</p> <p>133 PORTOFINO</p>
<p><b>The name of the street at which the Development is situated and the street number allocated by the Commissioner of Rating and Valuation for the purpose of distinguishing the Development</b></p> <p>133 Hong Kin Road</p>	<p>發展項目所位於的街道的名稱及由差餉物業估價署署長為識別發展項目的目的而編配的門牌號數</p> <p>康健路 133 號</p>
<p><b>Total number of storeys of each multi-unit buildings</b></p> <p>Tower 1 : 5 storeys (excluding B2/F, B1/F, Roof and Top Roof)</p> <p>Tower 2 : 5 storeys (excluding B2/F, B1/F, Roof and Top Roof)</p> <p>Tower 3 : 5 storeys (excluding B2/F, B1/F, Roof and Top Roof)</p>	<p>每幢多單位建築物的樓層的總數</p> <p>第1座：5層（不包括地庫2層、地庫1層、天台及頂層天台）</p> <p>第2座：5層（不包括地庫2層、地庫1層、天台及頂層天台）</p> <p>第3座：5層（不包括地庫2層、地庫1層、天台及頂層天台）</p>
<p><b>The floor numbering in each multi-unit building as provided in the approved building plans for the Development</b></p> <p>Tower 1 : B2/F, B1/F, G/F, 1/F-3/F, 5/F, Roof and Top Roof</p> <p>Tower 2 : B2/F, B1/F, G/F, 1/F-3/F, 5/F, Roof and Top Roof</p> <p>Tower 3 : B2/F, B1/F, G/F, 1/F-3/F, 5/F, Roof and Top Roof</p>	<p>發展項目的經批准的建築圖則所規定的每幢多單位建築物內的樓層號數</p> <p>第1座：地庫2層、地庫1層、地下、1樓-3樓、5樓、天台及頂層天台</p> <p>第2座：地庫2層、地庫1層、地下、1樓-3樓、5樓、天台及頂層天台</p> <p>第3座：地庫2層、地庫1層、地下、1樓-3樓、5樓、天台及頂層天台</p>
<p><b>Omitted floor numbers in each multi-unit building in which the floor numbering is not in consecutive order</b></p> <p>Tower 1 - Tower 3 : 4/F is omitted</p>	<p>每幢有不依連續次序的樓層號數的多單位建築物內被略去的樓層號數</p> <p>第1座-第3座：不設4樓</p>
<p><b>Refuge floor (if any) of each multi-unit building</b></p> <p>Not Applicable</p>	<p>每幢多單位建築物內的庇護層（如有的話）</p> <p>不適用</p>
<p><b>Total Number of Houses</b></p> <p>7</p>	<p>洋房的總數</p> <p>7</p>
<p><b>House numbering as provided in the approved building plans for the Development</b></p> <p>House 1, 2, 3, 5, 6, 7 and 8</p>	<p>發展項目的經批准的建築圖則所規定的門牌號數</p> <p>洋房1、2、3、5、6、7及8</p>
<p><b>Omitted house number</b></p> <p>House 4</p>	<p>被略去的門牌號數</p> <p>洋房4</p>



## INFORMATION ON VENDOR AND OTHERS INVOLVED IN THE DEVELOPMENT 賣方及有參與發展項目的其他人的資料

### Vendor

Joy Rise Limited

### 賣方

悅紀有限公司

### Holding companies of the Vendor

Tsim Sha Tsui Properties Limited

Sino Land Company Limited

King Chance Development Limited

Modern Ace Investments Limited

### 賣方的控權公司

尖沙咀置業集團有限公司

信和置業有限公司

會連發展有限公司

Modern Ace Investments Limited

### Authorized person for the Development

Choy Ka Hung (his appointment as Authorized Person for the Development had ceased as from 2 July 2023)

As at the date of printing of this sales brochure, no new authorized person has been appointed for the Development

### 發展項目的認可人士

蔡家雄 (其作為發展項目的認可人士之委任已自2023年7月2日起停止)

在本售樓說明書印製時，發展項目沒有指定新的認可人士

### The firm or corporation of which the authorized person is a proprietor, director or employee in his or her professional capacity

SPIRAL Architectural Design Limited

### 認可人士以其專業身分擔任經營人，董事或僱員的商號或法團

思博建築設計有限公司

### Building contractor for the Development

Wecon Construction & Engineering Limited

### 發展項目的承建商

偉工建築有限公司

### The firm of solicitors acting for the Owner in relation to the sale of residential properties in the Development

Woo Kwan Lee & Lo

### 就發展項目中的住宅物業的出售而代表擁有人行事的律師事務所

胡關李羅律師行

### Any authorized institution that has made a loan, or has undertaken to provide finance, for the construction of the Development

China Construction Bank (Asia) Corporation Limited

(Note: the relevant undertaking has been cancelled)

### 已為發展項目的建造提供貸款或已承諾為該項建造提供融資的認可機構

中國建設銀行(亞洲)股份有限公司

(備註：有關承諾已經取消)

### Any other person who has made a loan for the construction of the Development

Sing-Ho Finance Company Limited

### 已為發展項目的建造提供貸款的任何其他人

信和財務有限公司

## RELATIONSHIP BETWEEN PARTIES INVOLVED IN THE DEVELOPMENT 有參與發展項目的各方的關係

(a)	The Vendor or a building contractor for the Development is an individual, and that Vendor or contractor is an immediate family member of an authorized person for the Development. 賣方或有關發展項目的承建商屬個人，並屬該項目的認可人士的家人。	Not Applicable 不適用
(b)	The Vendor or a building contractor for the Development is a partnership, and a partner of that Vendor or contractor is an immediate family member of such an authorized person. 賣方或該項目的承建商屬合夥，而該賣方或承建商的合夥人屬上述認可人士的家人。	Not Applicable 不適用
(c)	The Vendor or a building contractor for the Development is a corporation, and a director or the secretary of that Vendor or contractor (or a holding company of that Vendor) is an immediate family member of such an authorized person. 賣方或該項目承建商屬法團，而該賣方或承建商(或該賣方的控權公司)的董事或秘書屬上述認可人士的家人。	Not Applicable 不適用
(d)	The Vendor or a building contractor for the Development is an individual, and that Vendor or contractor is an immediate family member of an associate of such an authorized person. 賣方或該項目的承建商屬個人，並屬上述認可人士的有聯繫人士的家人。	Not Applicable 不適用
(e)	The Vendor or a building contractor for the Development is a partnership, and a partner of that Vendor or contractor is an immediate family member of an associate of such an authorized person. 賣方或該項目的承建商屬合夥，而該賣方或承建商的合夥人屬上述認可人士的有聯繫人士的家人。	Not Applicable 不適用
(f)	The Vendor or a building contractor for the Development is a corporation, and a director or the secretary of that Vendor or contractor (or a holding company of that Vendor) is an immediate family member of an associate of such an authorized person. 賣方或該項目的承建商屬法團，而該賣方或承建商(或該賣方的控權公司)的董事或秘書屬上述認可人士的有聯繫人士的家人。	Not Applicable 不適用
(g)	The vendor or a building contractor for the Development is an individual, and that Vendor or contractor is an immediate family member of a proprietor of a firm of solicitors acting for the Owner in relation to the sale of residential properties in the Development. 賣方或該項目的承建商屬個人，並屬就該項目內的住宅物業的出售代表擁有人行事的律師事務所行事的經營人的家人。	Not Applicable 不適用
(h)	The Vendor or a building contractor for the Development is a partnership, and a partner of that Vendor or contractor is an immediate family member of a proprietor of a firm of solicitors acting for the Owner in relation to the sale of residential properties in the Development. 賣方或該項目的承建商屬合夥，而該賣方或承建商的合夥人屬就該項目內的住宅物業的出售代表擁有人行事的律師事務所行事的經營人的家人。	Not Applicable 不適用
(i)	The Vendor or a building contractor for the Development is a corporation, and a director or the secretary of that Vendor or contractor (or a holding company of that Vendor) is an immediate family member of a proprietor of such a firm of solicitors. 賣方或該項目的承建商屬法團，而賣方或承建商(或該賣方的控權公司)的董事或秘書屬上述律師事務所的經營人的家人。	Not Applicable 不適用
(j)	The Vendor, a holding company of the Vendor, or a building contractor for the Development, is a private company, and an authorized person for the Development, or an associate of such an authorized person, holds at least 10% of the issued shares in that Vendor, holding company or contractor. 賣方、賣方的控權公司或有關發展項目的承建商屬私人公司，而該項目的認可人士或該認可人士的有聯繫人士持有該賣方、控權公司或承建商最少10%的已發行股份。	Not Applicable 不適用



RELATIONSHIP BETWEEN PARTIES INVOLVED IN THE DEVELOPMENT

有參與發展項目的各方的關係

(k)	<p>The Vendor, a holding company of the Vendor, or a building contractor for the Development, is a listed company, and such an authorized person, or such an associate, holds at least 1% of the issued shares in that Vendor, holding company or contractor.</p> <p>賣方、賣方的控權公司或該項目的承建商屬上市公司，而上述認可人士或上述有聯繫人士持有該賣方、控權公司或承建商最少1%的已發行股份。</p>	Not Applicable 不適用
(l)	<p>The Vendor or a building contractor for the Development is a corporation, and such an authorized person, or such an associate, is an employee, director or secretary of that Vendor or contractor or of a holding company of that Vendor.</p> <p>賣方或該項目的承建商屬法團，而上述認可人士或上述有聯繫人士屬該賣方、承建商或該賣方的控權公司的僱員、董事或秘書。</p>	Not Applicable 不適用
(m)	<p>The Vendor or a building contractor for the Development is a partnership, and such an authorized person, or such an associate, is an employee of that Vendor or contractor.</p> <p>賣方或該項目的承建商屬合夥，而上述認可人士或上述有聯繫人士屬該賣方或承建商的僱員。</p>	Not Applicable 不適用
(n)	<p>The Vendor, a holding company of the Vendor, or a building contractor for the Development, is a private company, and a proprietor of a firm of solicitors acting for the Owner in relation to the sale of residential properties in the Development holds at least 10% of the issued shares in that Vendor, holding company or contractor.</p> <p>賣方、賣方的控權公司或該項目的承建商屬私人公司，而就該項目中住宅物業的出售而代表擁有人行事的律師事務所的經營人持有該賣方、控權公司或承建商最少10%的已發行股份。</p>	Not Applicable 不適用
(o)	<p>The Vendor, a holding company of the Vendor, or a building contractor for the Development, is a listed company, and a proprietor of such a firm of solicitors holds at least 1% of the issued shares in that Vendor, holding company or contractor.</p> <p>賣方、賣方的控權公司或該項目的承建商屬上市公司，而上述律師事務所的經營人持有該賣方、控權公司或承建商最少 1%的已發行股份。</p>	Not Applicable 不適用
(p)	<p>The Vendor or a building contractor for the Development is a corporation, and a proprietor of such a firm of solicitors is an employee, director or secretary of that Vendor or contractor or of a holding company of that Vendor.</p> <p>賣方或該項目的承建商屬法團，而上述律師事務所的經營人屬該賣方或承建商或該賣方的控權公司的僱員、董事或秘書。</p>	Not Applicable 不適用
(q)	<p>The Vendor or a building contractor for the Development is a partnership, and a proprietor of such a firm of solicitors is an employee of that Vendor or contractor.</p> <p>賣方或該項目的承建商屬合夥，而上述律師事務所的經營人屬該賣方或承建商的僱員。</p>	Not Applicable 不適用
(r)	<p>The Vendor or a building contractor for the Development is a corporation, and the corporation of which an authorized person for the Development is a director or employee in his or her professional capacity is an associate corporation of that Vendor or contractor or of a holding company of that Vendor.</p> <p>賣方或該項目的承建商屬法團，而該項目的認可人士以其專業身份擔任董事或僱員的法團為該賣方或承建商或該賣方的控權公司的有聯繫法團。</p>	Not Applicable 不適用
(s)	<p>The Vendor or a building contractor for the Development is a corporation, and that contractor is an associate corporation of that Vendor or of a holding company of that Vendor.</p> <p>賣方或該項目的承建商屬法團，而該承建商屬該賣方或該賣方的控權公司的有聯繫法團。</p>	Not Applicable 不適用

INFORMATION ON DESIGN OF THE DEVELOPMENT

發展項目的設計的資料

There is no non-structural prefabricated external walls forming part of the enclosing walls in the Development.

發展項目沒有構成圍封牆一部分的非結構的預製外牆。

There are curtain walls forming part of the enclosing walls of the Development.

發展項目有構成圍封牆的一部分的幕牆。

The range of thickness of the curtain walls of each building is 200mm.

每幢建築物的幕牆的厚度範圍為200毫米。

Schedule of total area of the curtain walls of each residential property: -

每個住宅物業的幕牆總面積表：-

House 洋房	Total area of the curtain walls of each residential property (sq.m.) 每個住宅物業的幕牆的總面積(平方米)
House 1 洋房1	2.854
House 2 洋房2	2.815
House 3 洋房3	2.820
House 5 洋房5	3.264
House 6 洋房6	3.384
House 7 洋房7	3.374
House 8 洋房8	3.161

Tower 座號	Floor 樓層	Unit 單位	Total area of the curtain walls of each residential property (sq.m.) 每個住宅物業的幕牆的總面積(平方米)
Tower 1 第1座	1/F 1樓	A	3.174
		B	1.740
	2/F-3/F 2樓-3樓	A	3.174
		B	1.740
	5/F 5樓	A	3.174
		B	1.740
Tower 2 第2座	G/F 地下	A	1.661
	1/F 1樓	A	1.350
		B	1.350
	2/F-3/F 2樓-3樓	A	1.520
		B	1.520
	5/F 5樓	A	1.520
		B	1.520
Tower 3 第3座	G/F 地下	A	0.935
	1/F 1樓	A	3.185
		B	1.740
	2/F-3/F 2樓-3樓	A	3.185
		B	1.740
	5/F 5樓	A	3.185
		B	1.740

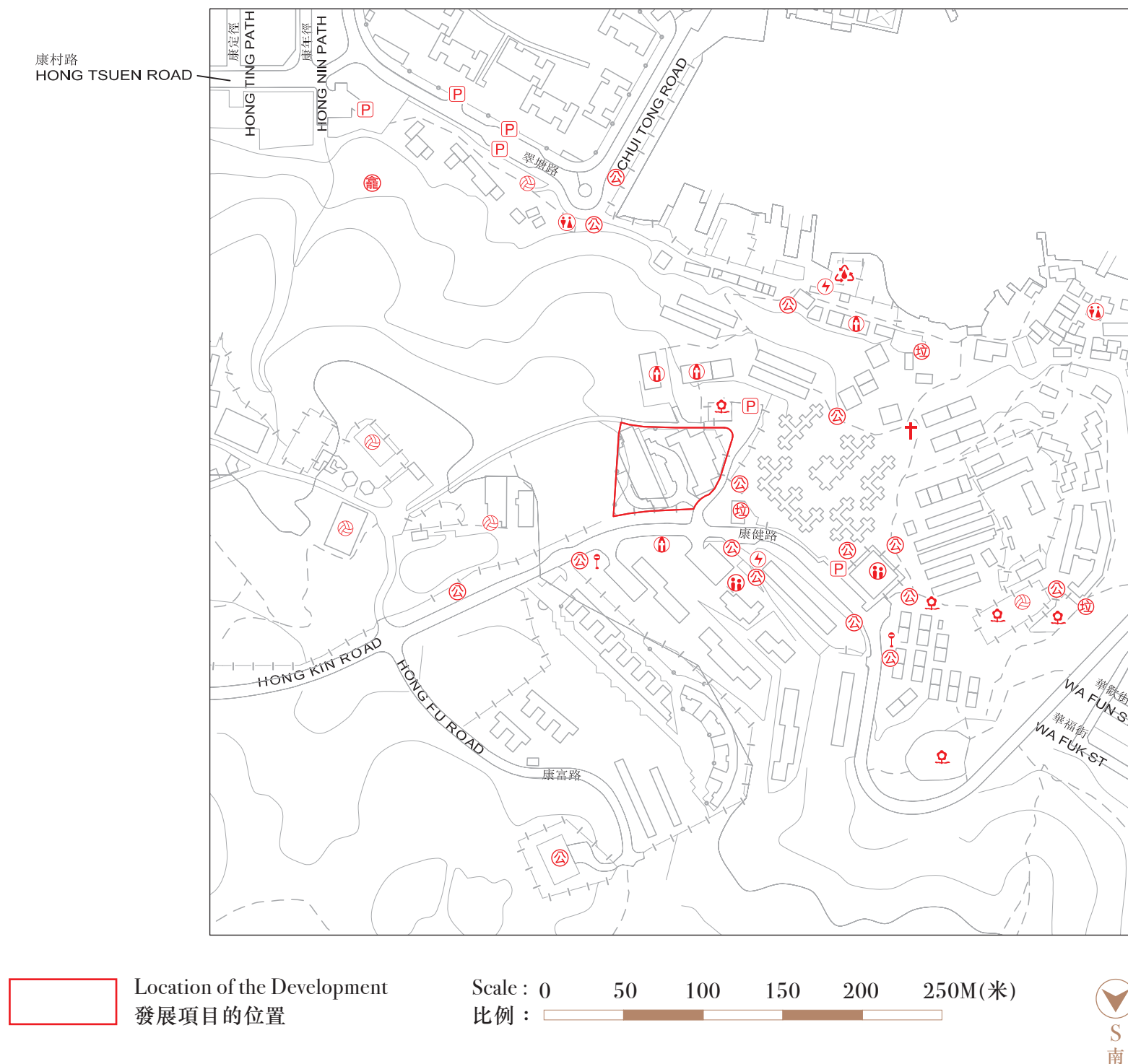
## INFORMATION ON PROPERTY MANAGEMENT 物業管理的資料

The person appointed as the Manager of the Development under the deed of mutual covenant that has been executed :-  
Sino Estates Management Limited

根據已簽立的公契，獲委任為發展項目的管理人的人：-  
信和物業管理有限公司

# LOCATION PLAN OF THE DEVELOPMENT

## 發展項目的所在位置圖



The Location Plan is prepared with reference to the Survey Sheet No. T8-SW-C dated 2 February 2025 from Survey and Mapping Office of the Lands Department, with adjustments where necessary.

The Location Plan is reproduced with permission of the Director of Lands. The Government of Hong Kong SAR Licence No. 82/2019.

所在位置圖參考於2025年2月2日之地政總署測繪處之測繪圖編號T8-SW-C而擬備，有需要的地方經修正處理。

所在位置圖版權屬香港特區政府，經地政總署准許複印，版權特許編號82/2019。

### Legend 圖例

- |   |   |
|---|---|
| † Cemetery<br>墳場  | Ⓜ Public carpark (including a lorry park)<br>公眾停車場 (包括貨車停泊處)  |
| 龕 Columbarium<br>骨灰龕  | ♻️ Refuse collection point<br>垃圾收集站   |
| Ⓜ Market (including a wet market and a wholesales market)<br>市場 (包括濕貨市場及批發市場) | Ⓜ Religious institution (including a church, a temple and a Tsz Tong)<br>宗教場所 (包括教堂、廟宇及祠堂)                                |
| Ⓜ Public convenience<br>公廁  | Ⓜ School (including a kindergarten)<br>學校 (包括幼稚園)   |
| ⚡ Power plant (including electricity sub-stations)<br>發電廠 (包括電力分站)            | Ⓜ Sewage treatment works and facilities<br>污水處理廠及設施   |
| Ⓜ Public park<br>公園   | Ⓜ Social welfare facilities (including an elderly centre and a home for the mentally disabled)<br>社會福利設施 (包括老人中心及弱智人士護理院) |
| Ⓜ Public transport terminal (including a rail station)<br>公共交通總站 (包括鐵路車站)     | Ⓜ Sports facilities (including a sports ground and a swimming pool)<br>體育設施 (包括運動場及游泳池)                                   |
| Ⓜ Public utility installation<br>公用事業設施裝置                                     |   |

### Notes:

- Due to technical reasons (such as the shape of the Development), the Location Plan may show more area than that required under the Residential Properties (First-hand Sales) Ordinance.
- The Vendor advises prospective purchasers to conduct an on-site visit for a better understanding of the Development, its surrounding environment and the public facilities nearby.

### 備註：

- 因技術原因(例如發展項目之形狀)，所在位置圖所顯示的範圍可能多於《一手住宅物業銷售條例》所要求。
- 賣方建議準買家到發展項目作實地考察，以對發展項目、其周邊地區環境及附近的公共設施有較佳了解。



## AERIAL PHOTOGRAPH OF THE DEVELOPMENT 發展項目的鳥瞰照片



This blank area falls outside the coverage of the relevant aerial photograph  
鳥瞰照片並不覆蓋本空白範圍

● Location of the Development  
發展項目的位置



The Aerial Photograph is adopted from the aerial photograph taken by the Survey and Mapping Office of Lands Department at a flying height of 6,900 feet, photo No. E192254C, dated 28 February 2023.

Survey and Mapping Office, Lands Department, The Government of HKSAR © copyright reserved - reproduction by permission only.

鳥瞰照片摘錄自地政總署測繪處於2023年2月28日在6,900呎飛行高度拍攝，編號為E192254C之鳥瞰照片。

香港特別行政區政府地政總署測繪處版權所有，未經許可，不得複製。

### Notes :

1. Due to technical reasons (such as the shape of the Development), the Aerial Photograph may show more area than that required under the Residential Properties (First-hand Sales) Ordinance.
2. The Vendor advises prospective purchasers to conduct an on-site visit for a better understanding of the Development, its surrounding environment and the public facilities nearby.

### 備註：

1. 因技術原因(例如發展項目之形狀)，鳥瞰照片所顯示的範圍可能多於《一手住宅物業銷售條例》所要求。
2. 賣方建議準買家到發展項目作實地考察，以對發展項目、其周邊地區環境及附近的公共設施有較佳了解。



# AERIAL PHOTOGRAPH OF THE DEVELOPMENT

## 發展項目的鳥瞰照片

This blank area falls outside the coverage of the relevant aerial photograph  
鳥瞰照片並不覆蓋本空白範圍



● Location of the Development  
發展項目的位置



The Aerial Photograph is adopted from the aerial photograph taken by the Survey and Mapping Office of Lands Department at a flying height of 6,900 feet, photo No. E192255C, dated 28 February 2023.

Survey and Mapping Office, Lands Department, The Government of HKSAR © copyright reserved - reproduction by permission only.

鳥瞰照片摘錄自地政總署測繪處於2023年2月28日在6,900呎飛行高度拍攝，編號為E192255C之鳥瞰照片。

香港特別行政區政府地政總署測繪處版權所有，未經許可，不得複製。

### Notes :

1. Due to technical reasons (such as the shape of the Development), the Aerial Photograph may show more area than that required under the Residential Properties (First-hand Sales) Ordinance.
2. The Vendor advises prospective purchasers to conduct an on-site visit for a better understanding of the Development, its surrounding environment and the public facilities nearby.

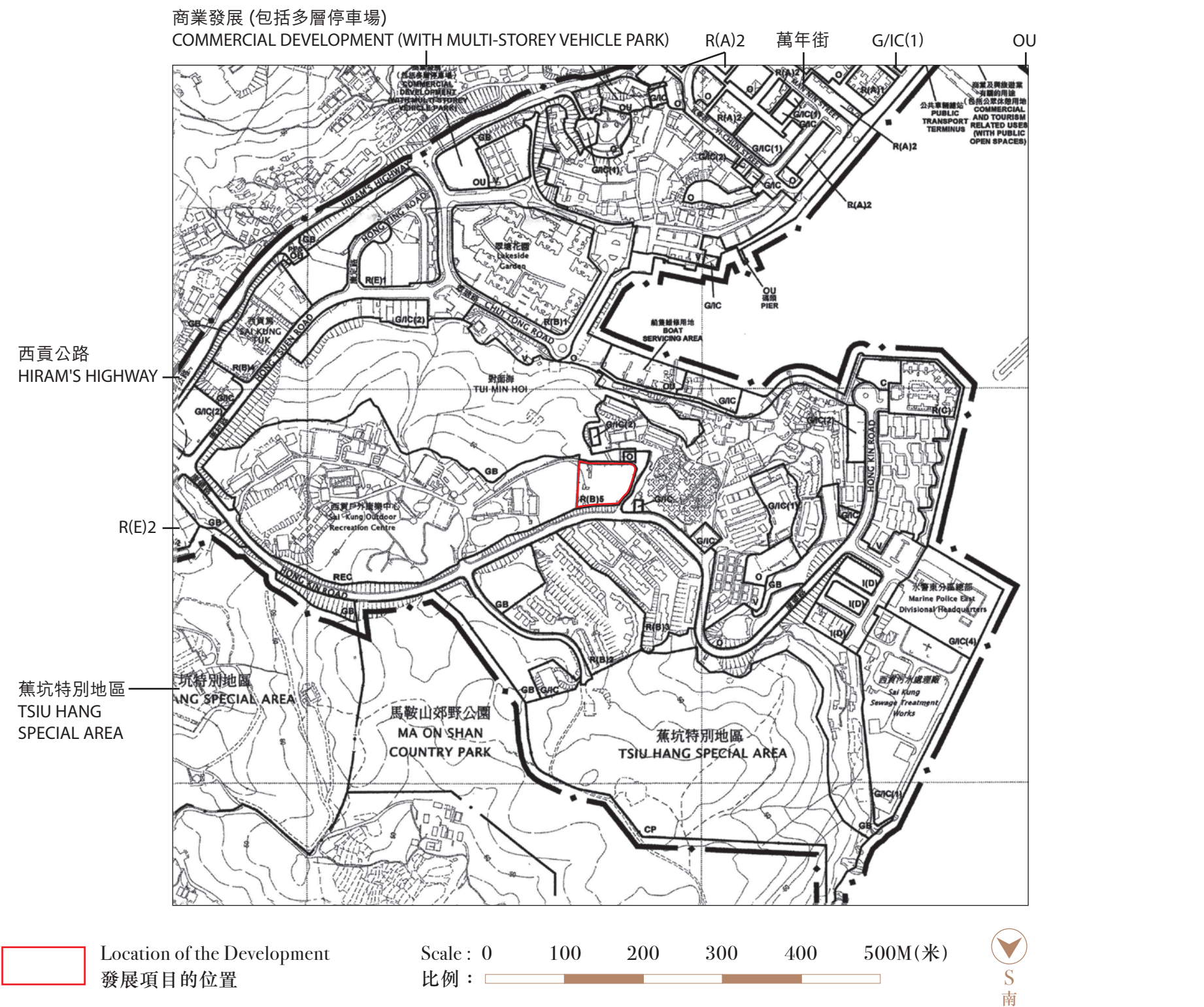
### 備註：

1. 因技術原因(例如發展項目之形狀)，鳥瞰照片所顯示的範圍可能多於《一手住宅物業銷售條例》所要求。
2. 賣方建議準買家到發展項目作實地考察，以對發展項目、其周邊地區環境及附近的公共設施有較佳了解。

This page left blank intentionally  
本頁故意留白



OUTLINE ZONING PLAN RELATING TO THE DEVELOPMENT
關於發展項目的分區計劃大綱圖



Notes:

1. Due to technical reasons (such as the shape of the Development), the Outline Zoning Plan may show more area than that required under the Residential Properties (First-hand Sales) Ordinance.

2. The Vendor advises prospective purchasers to conduct an on-site visit for a better understanding of the Development, its surrounding environment and the public facilities nearby.

備註:

1. 因技術原因(例如發展項目之形狀)，分區計劃大綱圖所顯示的範圍可能多於《一手住宅物業銷售條例》所要求。

2. 賣方建議準買家到發展項目作實地考察，以對發展項目、其周邊地區環境及附近的公共設施有較佳了解。



# OUTLINE ZONING PLAN RELATING TO THE DEVELOPMENT

## 關乎發展項目的分區計劃大綱圖



The Outline Zoning Plan is adopted from part of the approved Hebe Haven Outline Zoning Plan No. S/SK-HH/8, gazetted on 12 June 2020.

This Outline Zoning Plan, prepared by the Planning Department under the direction of the Town Planning Board, is reproduced with the permission of the Director of Lands. © The Government of Hong Kong SAR.

分區計劃大綱圖摘錄自2020年6月12日憲報公布之白沙灣分區計劃大綱核准圖，圖則編號為 S/SK-HH/8。

此分區計劃大綱圖為規劃署遵照城市規劃委員會指示擬備，版權屬香港特別行政區政府，經地政總署准許複印。

### Legend 圖例

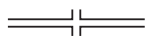
#### Zones 地帶

- Village Type Development 鄉村式發展
- Conservation Area 自然保育區
- Country Park 郊野公園

V
CA
CP

#### Communications 交通

Major Road and Junction 主要道路及路口



#### Miscellaneous 其他

- Boundary of Planning Scheme 規劃範圍界線
- Boundary of Country Park / Special Area 郊野公園 / 特別地區界線



#### Notes:

- Due to technical reasons (such as the shape of the Development), the Outline Zoning Plan may show more area than that required under the Residential Properties (First-hand Sales) Ordinance.
- The Vendor advises prospective purchasers to conduct an on-site visit for a better understanding of the Development, its surrounding environment and the public facilities nearby.

#### 備註：

- 因技術原因(例如發展項目之形狀)，分區計劃大綱圖所顯示的範圍可能多於《一手住宅物業銷售條例》所要求。
- 賣方建議準買家到發展項目作實地考察，以對發展項目、其周邊地區環境及附近的公共設施有較佳了解。



# OUTLINE ZONING PLAN RELATING TO THE DEVELOPMENT

## 關乎發展項目的分區計劃大綱圖



The Outline Zoning Plan is adopted from part of the approved Pak Kong and Sha Kok Mei Outline Zoning Plan No. S/SK-PK/11, gazetted on 27 October 2006.

This Outline Zoning Plan, prepared by the Planning Department under the direction of the Town Planning Board, is reproduced with the permission of the Director of Lands. © The Government of Hong Kong SAR.

### Legend 圖例

#### Zones 地帶

Residential (Group D) 住宅 (丁類)

Government, Institution or Community 政府、機構或社區

Green Belt 綠化地帶

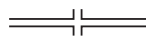
R(D)

G/IC

GB

#### Communications 交通

Major Road and Junction 主要道路及路口



#### Miscellaneous 其他

Boundary of Planning Scheme 規劃範圍界線



分區計劃大綱圖摘錄自2006年10月27日憲報公布之北港及沙角尾分區計劃大綱核准圖，圖則編號為 S/SK-PK/11。

此分區計劃大綱圖為規劃署遵照城市規劃委員會指示擬備，版權屬香港特別行政區政府，經地政總署准許複印。

### Notes:

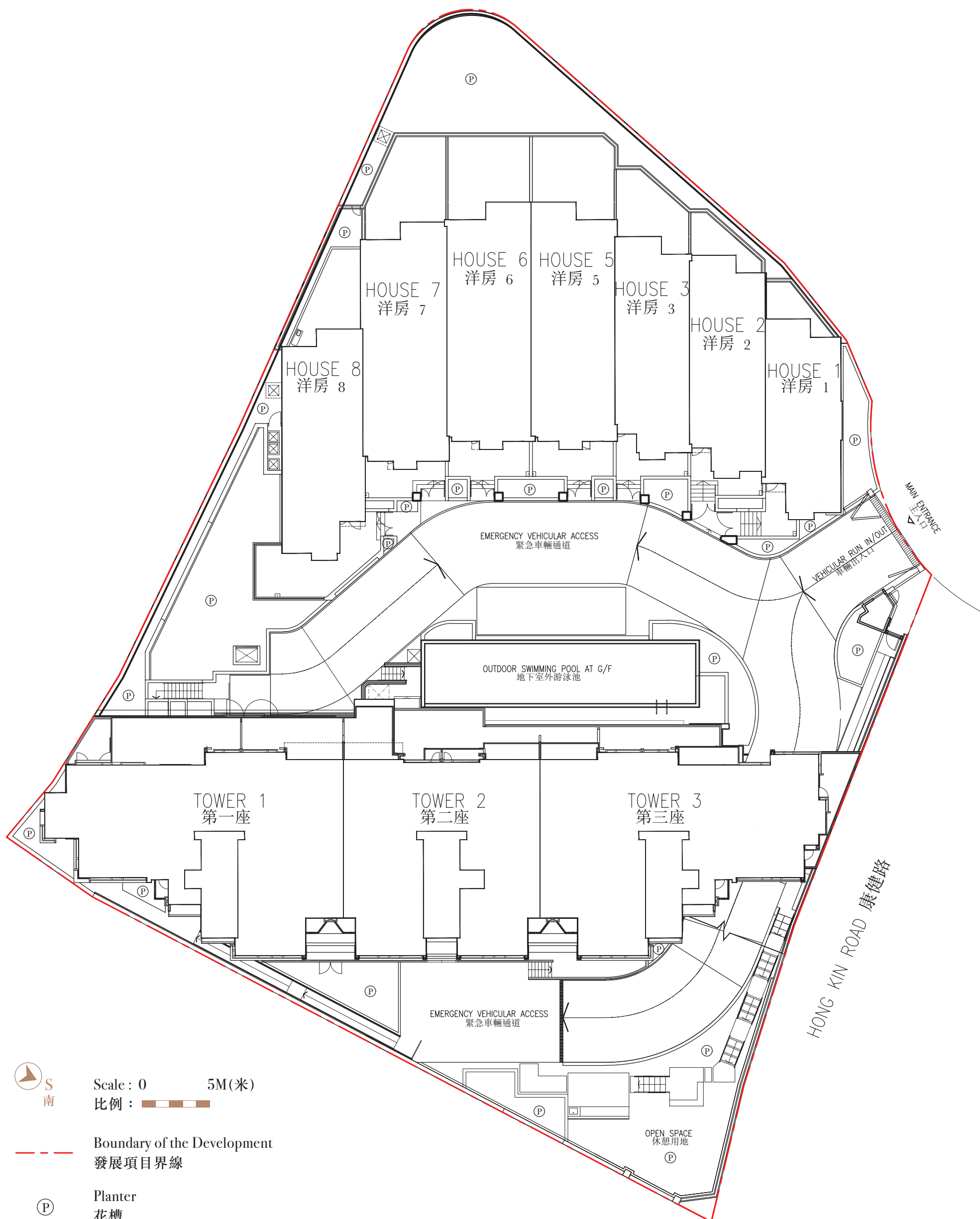
- Due to technical reasons (such as the shape of the Development), the Outline Zoning Plan may show more area than that required under the Residential Properties (First-hand Sales) Ordinance.
- The Vendor advises prospective purchasers to conduct an on-site visit for a better understanding of the Development, its surrounding environment and the public facilities nearby.

### 備註：

- 因技術原因(例如發展項目之形狀)，分區計劃大綱圖所顯示的範圍可能多於《一手住宅物業銷售條例》所要求。
- 賣方建議準買家到發展項目作實地考察，以對發展項目、其周邊地區環境及附近的公共設施有較佳了解。

# LAYOUT PLAN OF THE DEVELOPMENT

## 發展項目的布局圖





# FLOOR PLANS OF RESIDENTIAL PROPERTIES IN THE DEVELOPMENT

## 發展項目的住宅物業的樓面平面圖

### Legend of terms and abbreviations used on the floor plans

#### 樓面平面圖中所使用名詞及簡稱之圖例

A.F.	= Architectural Feature	= 建築裝飾
A.F. ABOVE	= Architectural Feature Above	= 建築裝飾置上
A.F. BELOW	= Architectural Feature Below	= 建築裝飾置下
A/C OUTDOOR UNIT	= Air-Conditioner Outdoor Unit	= 空調機室外機
ACP	= Air-Conditioner Platform	= 空調機平台
BAL / BAL.	= Balcony	= 露台
BAL. ABOVE	= Balcony Above	= 露台置上
BALUSTRADE	= Balustrade	= 欄杆
BATH 1	= Bathroom 1	= 浴室 1
BATH 2	= Bathroom 2	= 浴室 2
BATH 3	= Bathroom 3	= 浴室 3
BR1	= Bedroom 1	= 睡房 1
BR2	= Bedroom 2	= 睡房 2
BR3	= Bedroom 3	= 睡房 3
C.L.	= Cat Ladder	= 豎梯
C.W.	= Curtain Wall	= 玻璃幕牆
C.W. ABOVE	= Curtain Wall Above	= 玻璃幕牆置上
CANOPY ABOVE	= Canopy Above	= 簷篷置上
CARPORT	= Carport	= 車庫
COMMON AREA FOR MAINTENANCE	= Common Area for Maintenance	= 公用維修範圍
COVER OF BALCONY	= Cover of Balcony	= 露台上蓋
COVER OF U.P.	= Cover of Utility Platform	= 工作平台上蓋
COVERED LANDSCAPE & PLAY AREA	= Covered Landscape and Play Area	= 有蓋園景及休憩區
COVERED WALKWAY & ACP	= Covered Walkway and Air-Conditioner Platform	= 有蓋行人通道及空調機平台
DINING	= Dining Room	= 飯廳
DN	= Down	= 落
DOG HOUSE	= Dog House	= 機電管道房
DOG HOUSE & GAS CAB.	= Dog House and Gas Cabinet	= 機電管道房及氣體錶櫃
DOGHOUSE FOR P.W.	= Dog House for Pipe Well	= 管道井之機電管道房
ELV DUCT	= Extra Low Voltage Duct	= 特低電壓管
EMC	= Electrical Meter Cabinet	= 電錶櫃
EMR	= Electrical Meter Room	= 電錶房
FLAT ROOF	= Flat Roof	= 平台
FOR A/C OUTDOOR UNIT	= for Air-Conditioner Outdoor Unit	= 供空調機室外機用
FOYER	= Foyer	= 玄關
GARDEN	= Garden	= 花園
GMD	= Gas Meter Duct	= 氣體錶槽
HR	= Hose Reel	= 消防喉轆
HR AT H/L	= Hose Reel AT High Level	= 消防喉轆高位
JBATH	= Junior Master Bathroom	= 少主人浴室
JMBR	= Junior Master Bedroom	= 少主人睡房
KIT	= Kitchen	= 廚房
LAV.	= Lavatory	= 洗手間
LAV1	= Lavatory 1	= 洗手間 1
LAV2	= Lavatory 2	= 洗手間 2
LIFT	= Lift	= 升降機
LIFT LOBBY	= Lift Lobby	= 升降機大堂
LIV/DIN	= Living Room / Dining Room	= 客廳 / 飯廳
LIVING	= Living Room	= 客廳
LOBBY	= Lobby	= 大堂
MBATH	= Master Bathroom	= 主人浴室
MBR	= Master Bedroom	= 主人睡房
METAL FINS	= Metal Fins	= 金屬鰭
METAL GATE	= Metal Gate	= 金屬閘門
METAL GRILLE	= Metal Grille	= 金屬欄柵
METAL RAILING	= Metal Railing	= 金屬扶手
NOTIONAL ROUTE FOR MAINTENANCE	= Notional Route for Maintenance	= 擬定維修通道
P.D.	= Pipe Duct	= 管槽
PLANTER	= Planter	= 花槽
PRIVATE ROOF	= Private Roof	= 私人天台
PW	= Pipe Well	= 管井
R.C. CANOPY	= Reinforced Concrete Canopy	= 鋼筋混凝土上蓋
R.C. CANOPY ABOVE	= Reinforced Concrete Canopy Above	= 鋼筋混凝土上蓋置上
R.C. CANOPY FOR BALCONY	= Reinforced Concrete Canopy for Balcony	= 露台鋼筋混凝土上蓋
R.C. CANOPY FOR U.P.	= Reinforced Concrete Canopy for Utility Platform	= 工作平台鋼筋混凝土上蓋
ROOF	= Roof	= 天台
ROOF REFUGE	= Roof Refuge	= 天台庇護處
STAIRHOOD	= Stairhood	= 梯屋
TRS	= Temporary Refuge Space	= 臨時庇護處
U.P.	= Utility Platform	= 工作平台
U.P. ABOVE	= Utility Platform Above	= 工作平台置上
UP	= Up	= 上
UTIL	= Utility	= 工作間
WMR	= Water Meter Room	= 水錶房

## FLOOR PLANS OF RESIDENTIAL PROPERTIES IN THE DEVELOPMENT 發展項目的住宅物業的樓面平面圖

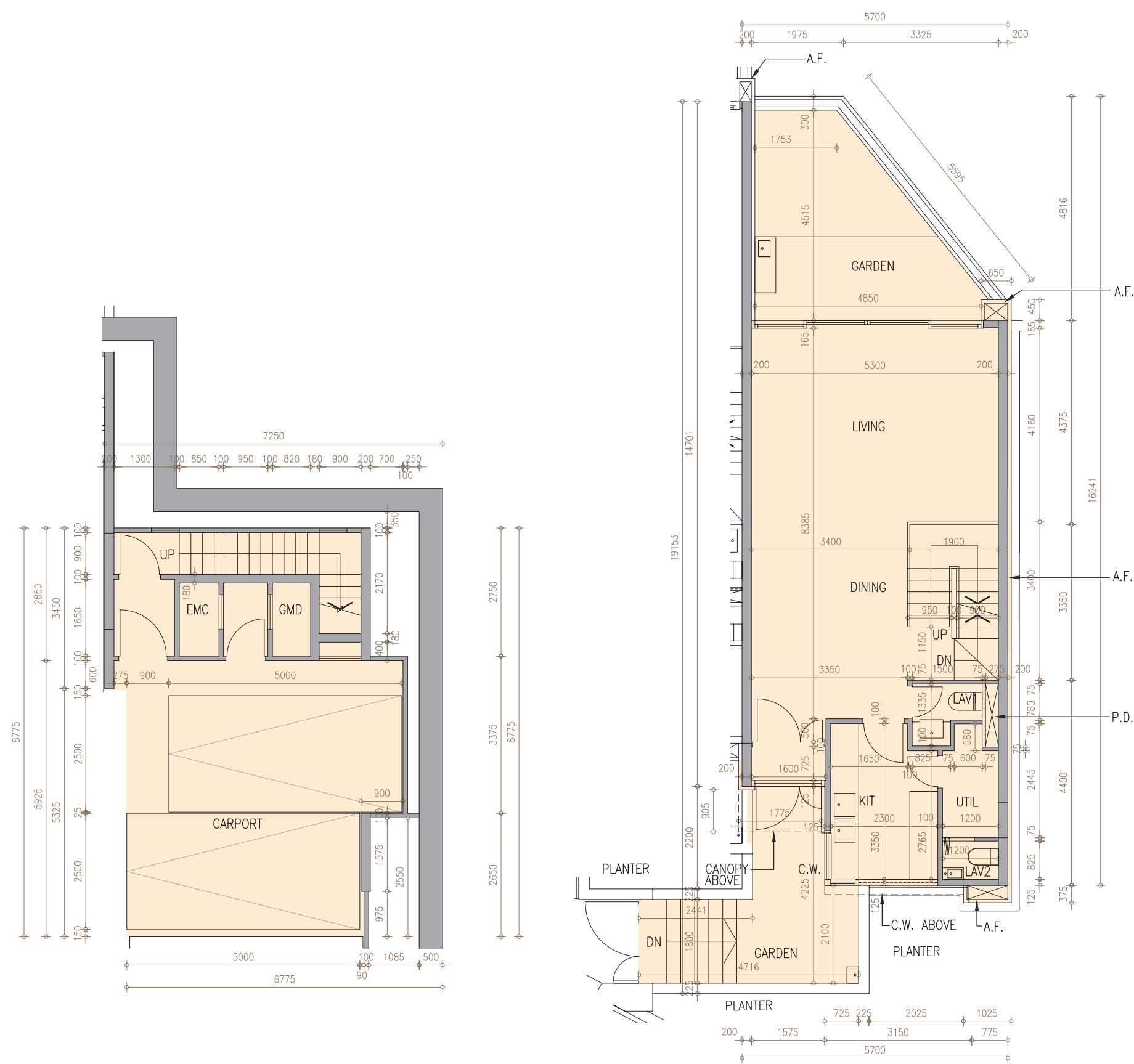
### Notes :

- There are architectural features, metal grilles and/or exposed pipes on the external walls of some of the floors. For details, please refer to the latest approved building plans.
- Common pipes exposed and/or enclosed in cladding are located at/adjacent to the balcony and/or flat roof and/or air-conditioner platform and/or external wall of some residential units. For details, please refer to the latest approved building plans and/or approved drainage plans.
- There are sunken slabs (for mechanical & electrical services of units above) and/or ceiling bulkheads for the air-conditioning fittings and/or mechanical & electrical services at some residential units.
- There are exposed pipes installed in some utilities and some lavatories.
- There are exposed pipes located at the upper part of some utility platforms and some balconies.
- Balconies and utility platforms are non-enclosed areas.
- Symbols of fittings and fitments shown in the floor plans such as bath tub, sink, water closet, shower, sink counter, etc. are prepared based on the latest approved building plans and are for indication of approximate location only.

### 備註：

- 部份樓層外牆範圍設有建築裝飾、金屬格柵及/或外露喉管，詳細資料請參考最新批准的建築圖則。
- 部份住宅單位的露台及/或平台及/或空調機平台及/或外牆上/附近設有外露及/或外牆裝飾板內藏之公用喉管，詳細資料請參考最新批准的建築圖則及/或排水設施圖。
- 部份住宅單位天花有跌級樓板(用以安裝樓上單位之機電設備)及/或假天花內裝置空調裝備及/或其他機電設備。
- 部份工作間及部份洗手間內裝有外露喉管。
- 部份工作平台及部份露台上方裝有外露喉管。
- 露台及工作平台為非封閉的地方。
- 樓面平面圖上所顯示的裝置符號，如浴缸、洗滌盆、座廁、花灑、洗滌盆櫃等乃按最新的經批准的建築圖則繪製，只作示意大概位置之用途。

HOUSE 1  
洋房1



B2/F 地庫2層

LEVEL 1 第1層



Scale : 0

比例 :



5M(米)

Description 描述	Floor 樓層	B2/F 地庫2層	LEVEL 1 第1層
	House 洋房		
The thickness of the floor slabs (excluding plaster) of each residential property (mm) 每個住宅物業的樓板的厚度(不包括灰泥)(毫米)	House 1 洋房1	200, 250	250
Floor-to-floor height of each residential property (mm) 每個住宅物業的層與層之間的高度(毫米)		3800	4200
The internal areas of the residential properties on the upper floors will generally be slightly larger than those on the lower floors because of the reducing thickness of the structural walls on the upper floors. 因住宅物業的較高樓層的結構牆的厚度遞減，較高樓層的內部面積，一般比較低樓層的內部面積稍大。			

- Notes:

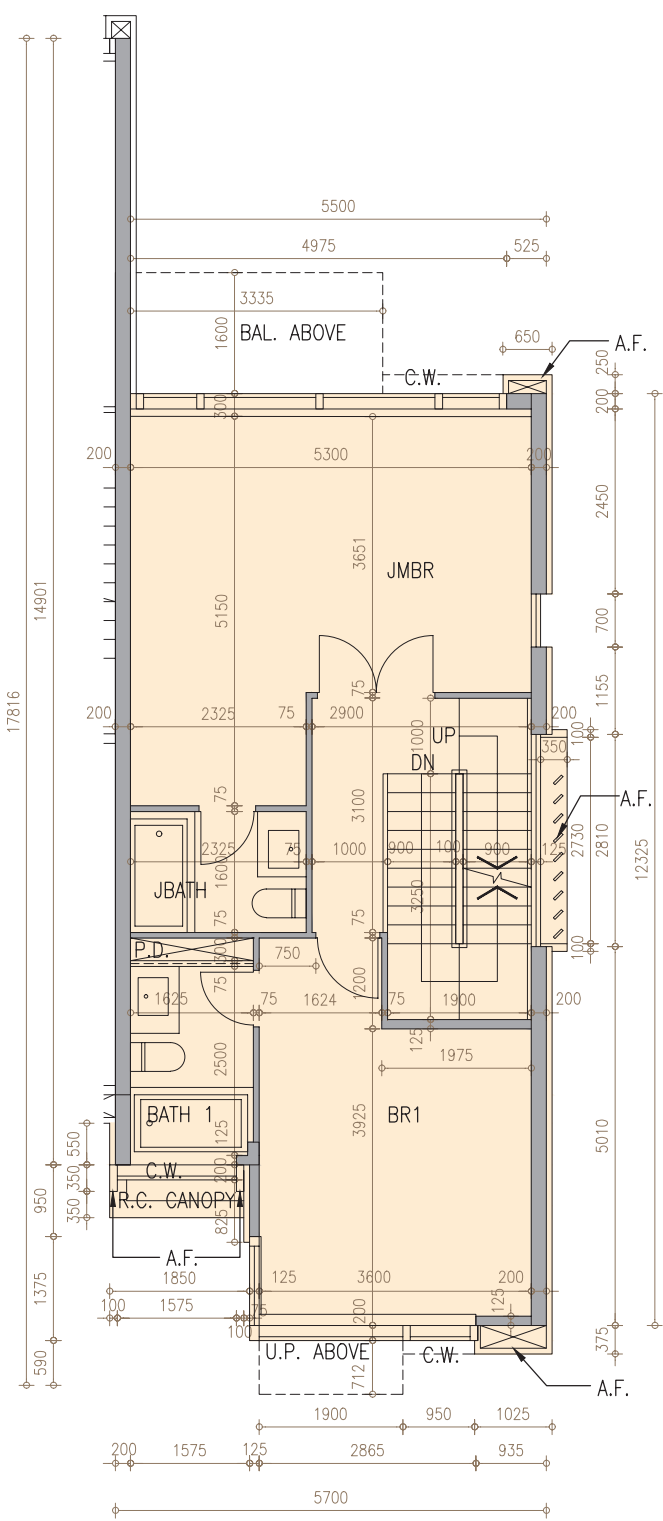
1. The dimensions in the floor plans are all structural dimensions in millimetre.

2. Please refer to page 20 of this sales brochure for legend of the terms and abbreviations in studying the floor plans of residential properties.
- 備註：

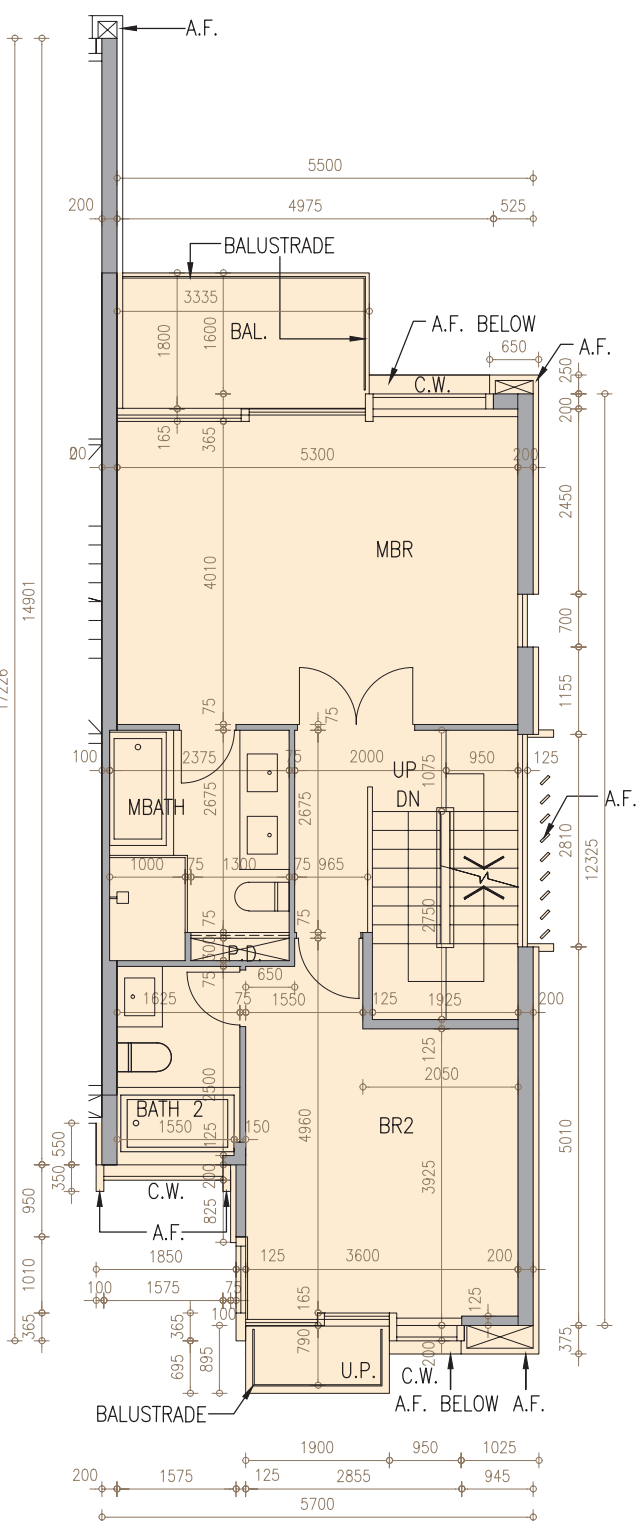
1. 樓面平面圖之尺規所列數字為以毫米標示之建築結構尺寸。

2. 請參閱本售樓說明書第20頁之圖例以協助閱讀此部分的住宅物業的樓面平面圖及其顯示之名稱和簡稱。

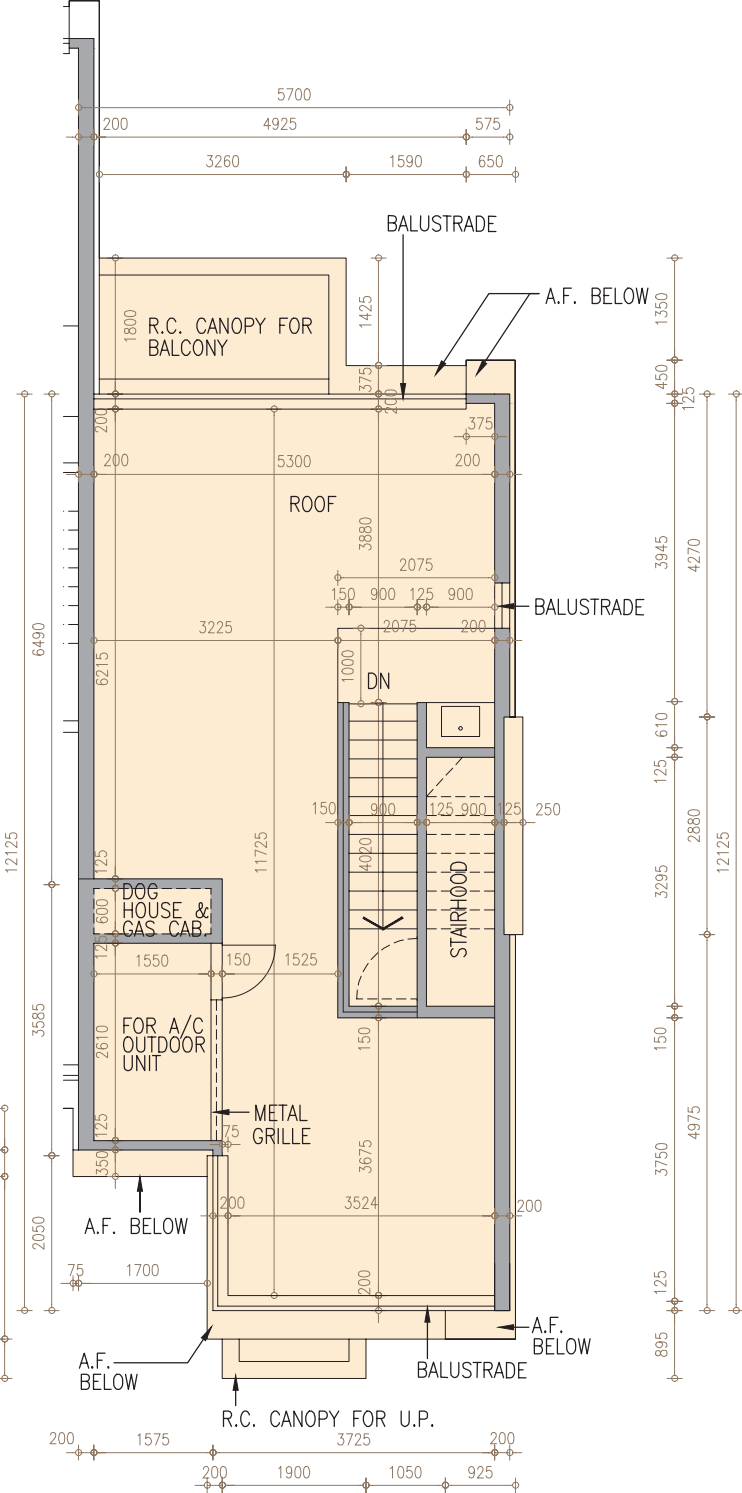
HOUSE 1  
洋房1



LEVEL 2 第2層



LEVEL 3 第3層



LEVEL 5 第5層

S

南

Scale : 0  
比例 : 5M(米)

Description 描述	Floor 樓層 House 洋房	LEVEL 2 第2層	LEVEL 3 第3層	LEVEL 5 第5層
The thickness of the floor slabs (excluding plaster) of each residential property (mm) 每個住宅物業的樓板的厚度 (不包括灰泥) (毫米)	House 1 洋房1	250	175, 250, 575*	Not Applicable 不適用
Floor-to-floor height of each residential property (mm) 每個住宅物業的層與層之間的高度 (毫米)		3200	3200, 3525, 3850	Not Applicable 不適用

The internal areas of the residential properties on the upper floors will generally be slightly larger than those on the lower floors because of the reducing thickness of the structural walls on the upper floors.

因住宅物業的較高樓層的結構牆的厚度遞減，較高樓層的內部面積，一般比較低樓層的內部面積稍大。

- Notes:

1. The dimensions in the floor plans are all structural dimensions in millimetre.

2. Please refer to page 20 of this sales brochure for legend of the terms and abbreviations in studying the floor plans of residential properties.

3. \* Including 325mm thick mass concrete fill.

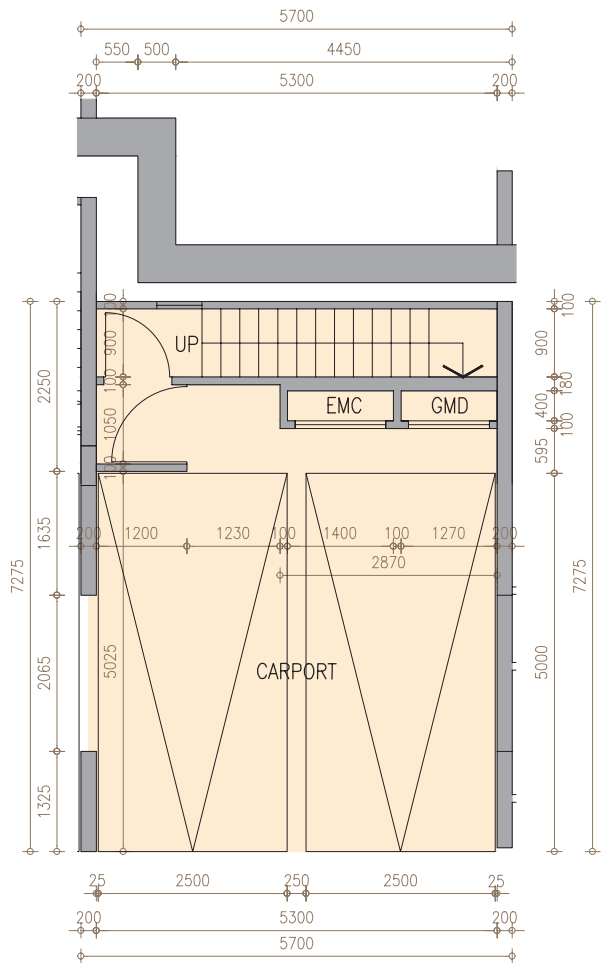
備註：

1. 樓面平面圖之尺規所列數字為以毫米標示之建築結構尺寸。

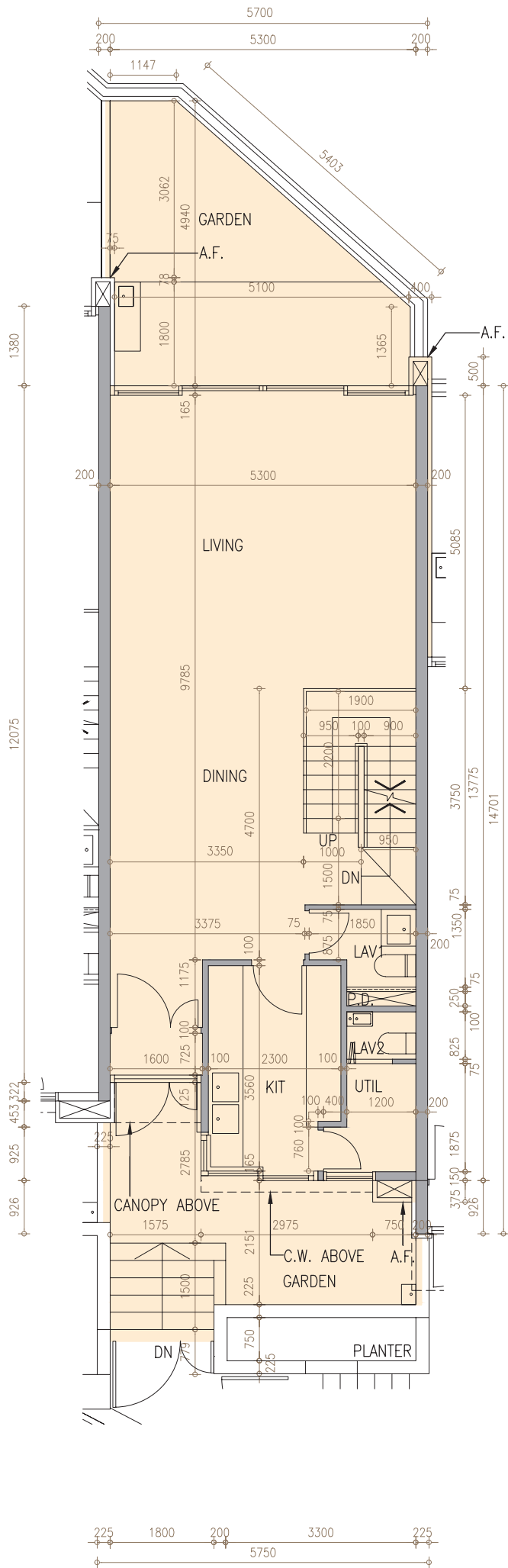
2. 請參閱本售樓說明書第20頁之圖例以協助閱讀此部分的住宅物業的樓面平面圖及其顯示之名稱和簡稱。

3. \* 包括325毫米厚之混凝土填充層。
- 23

HOUSE 2  
洋房2



B2/F 地庫2層



LEVEL 1 第1層



Scale : 0 5M(米)  
比例 :

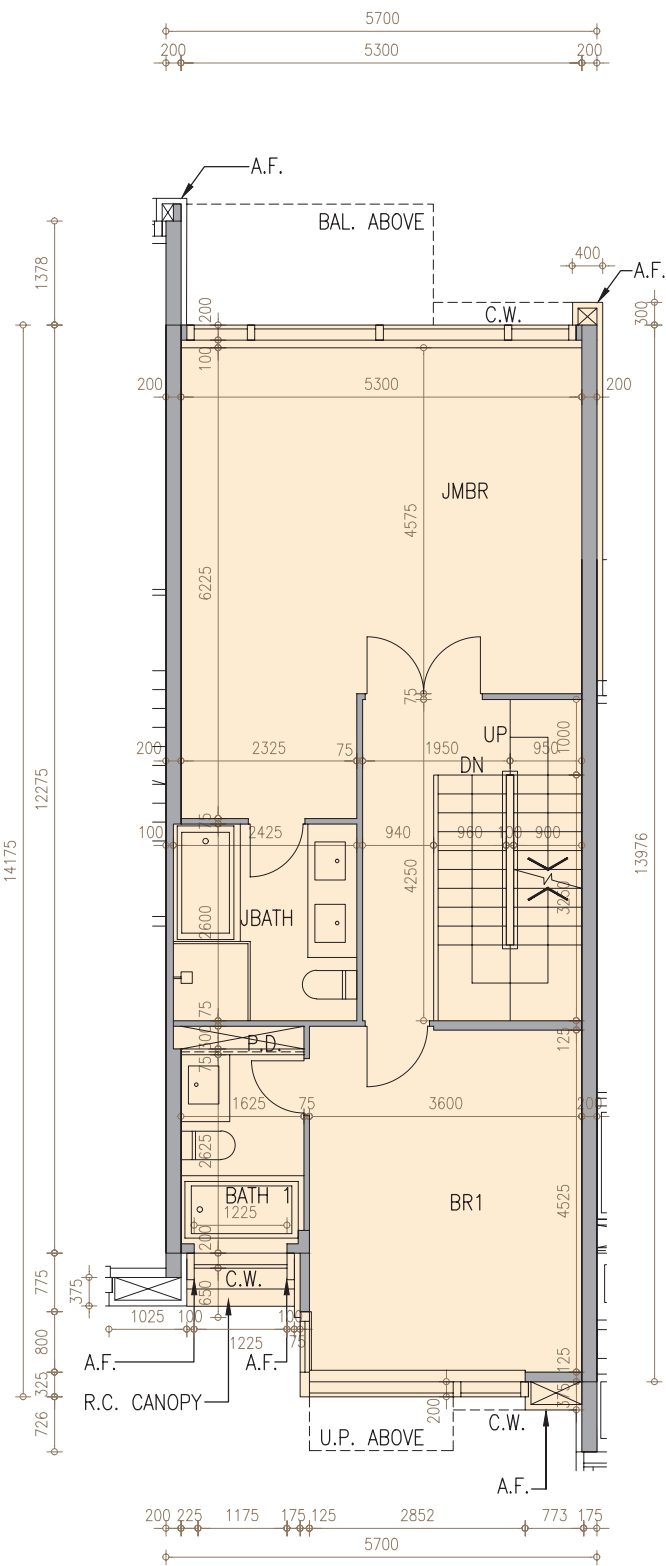
Description 描述	Floor 樓層 House 洋房	B2/F 地庫2層	LEVEL 1 第1層
The thickness of the floor slabs (excluding plaster) of each residential property (mm) 每個住宅物業的樓板的厚度(不包括灰泥)(毫米)	House 2 洋房2	200	250
Floor-to-floor height of each residential property (mm) 每個住宅物業的層與層之間的高度(毫米)		3800	4200

The internal areas of the residential properties on the upper floors will generally be slightly larger than those on the lower floors because of the reducing thickness of the structural walls on the upper floors.  
因住宅物業的較高樓層的結構牆的厚度遞減，較高樓層的內部面積，一般比較低樓層的內部面積稍大。

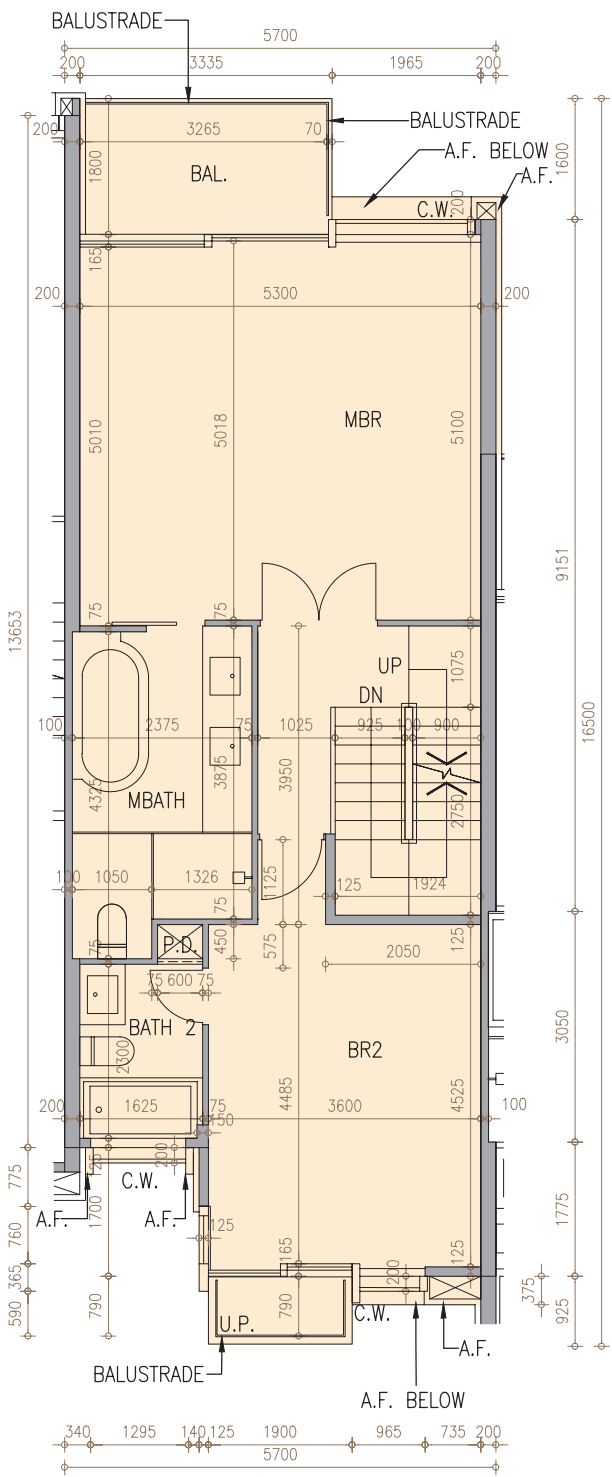
- Notes:  
1. The dimensions in the floor plans are all structural dimensions in millimetre.  
2. Please refer to page 20 of this sales brochure for legend of the terms and abbreviations in studying the floor plans of residential properties.
- 備註：  
1. 樓面平面圖之尺規所列數字為以毫米標示之建築結構尺寸。  
2. 請參閱本售樓說明書第20頁之圖例以協助閱讀此部分的住宅物業的樓面平面圖及其顯示之名稱和簡稱。



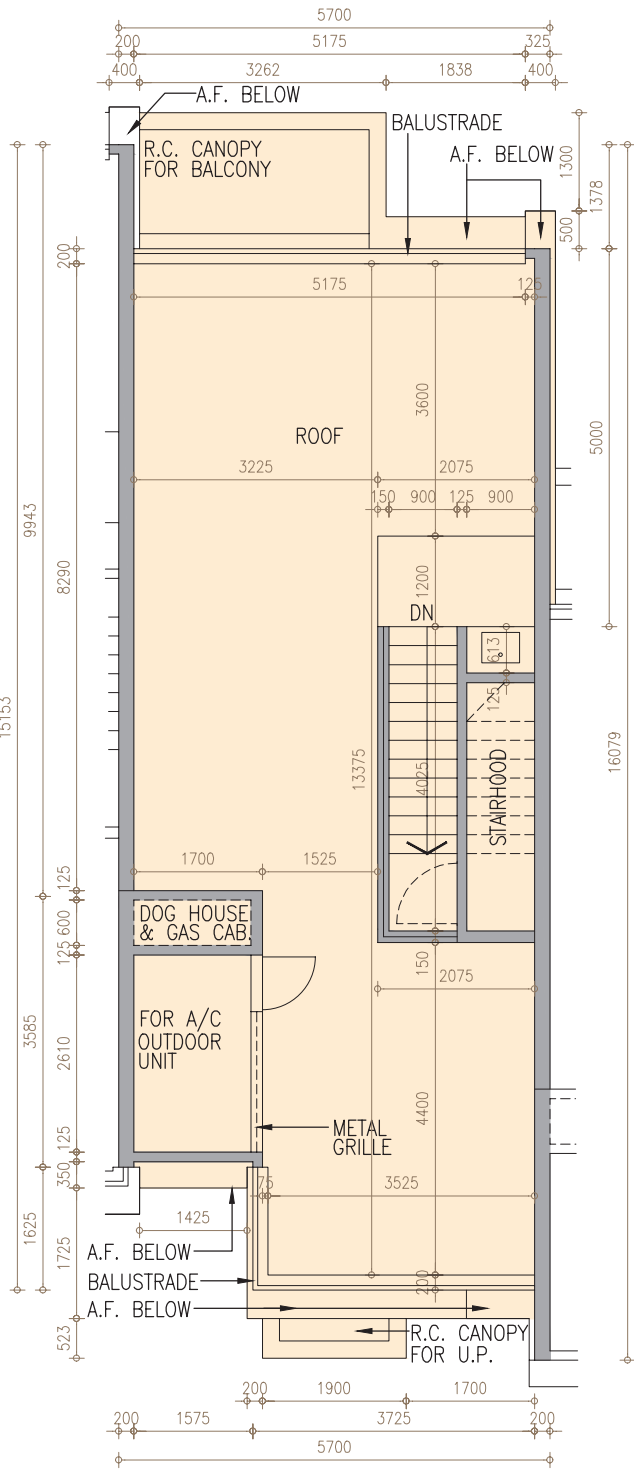
HOUSE 2  
洋房2



LEVEL 2 第2層



LEVEL 3 第3層



LEVEL 5 第5層



Scale : 0 5M(米)  
比例 :

Description 描述	Floor 樓層 House 洋房	LEVEL 2 第2層	LEVEL 3 第3層	LEVEL 5 第5層
The thickness of the floor slabs (excluding plaster) of each residential property (mm) 每個住宅物業的樓板的厚度(不包括灰泥)(毫米)	House 2 洋房2	250	175, 250, 575*	Not Applicable 不適用
Floor-to-floor height of each residential property (mm) 每個住宅物業的層與層之間的高度(毫米)		3200	3200, 3525, 3850	Not Applicable 不適用

The internal areas of the residential properties on the upper floors will generally be slightly larger than those on the lower floors because of the reducing thickness of the structural walls on the upper floors.  
因住宅物業的較高樓層的結構牆的厚度遞減，較高樓層的內部面積，一般比較低樓層的內部面積稍大。

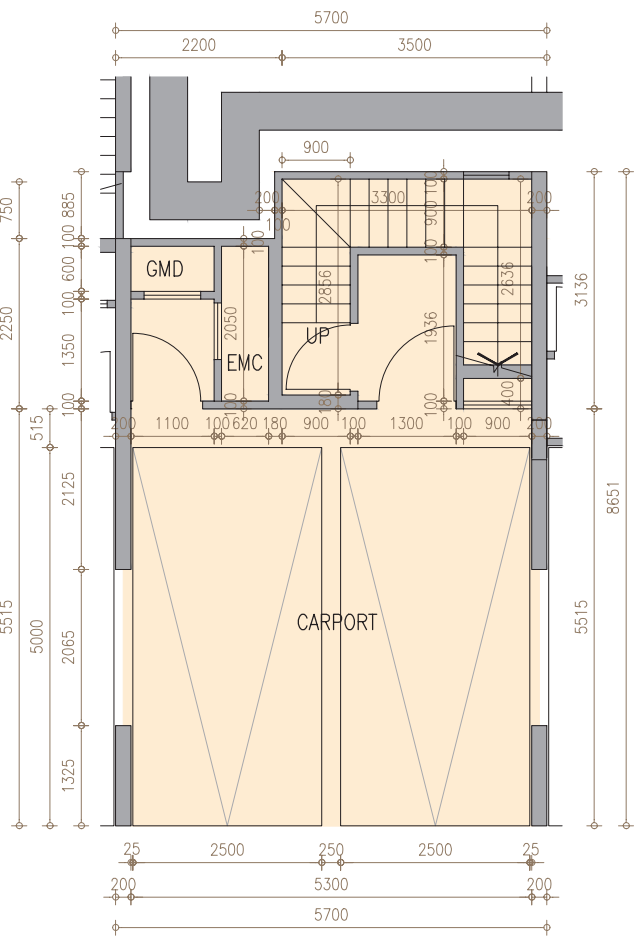
Notes:

- The dimensions in the floor plans are all structural dimensions in millimetre.
- Please refer to page 20 of this sales brochure for legend of the terms and abbreviations in studying the floor plans of residential properties.
- \* Including 325mm thick mass concrete fill.

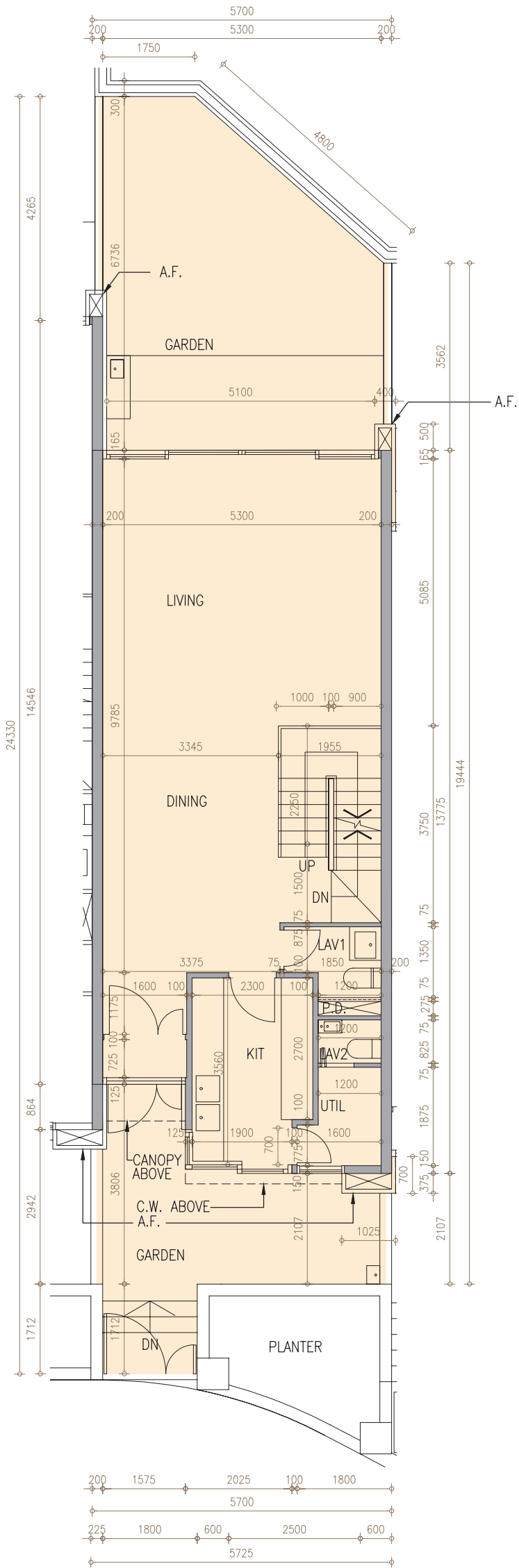
備註：

- 樓面平面圖之尺規所列數字為以毫米標示之建築結構尺寸。
- 請參閱本售樓說明書第20頁之圖例以協助閱讀此部分的住宅物業的樓面平面圖及其顯示之名稱和簡稱。
- \* 包括325毫米厚之混凝土填充層。

HOUSE 3  
洋房3



B2/F 地庫2層



LEVEL 1 第1層

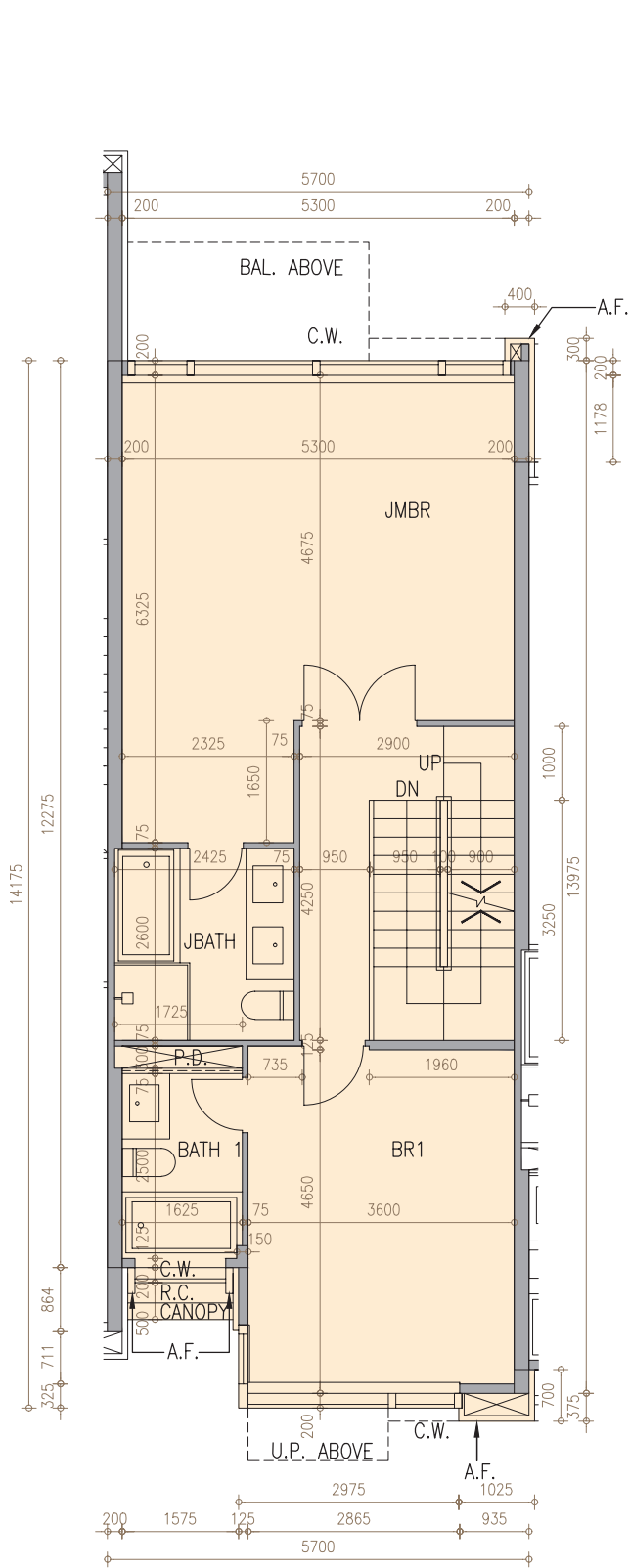
Scale : 0  
比例 :

Description 描述	Floor 樓層 House 洋房	B2/F 地庫2層	LEVEL 1 第1層
The thickness of the floor slabs (excluding plaster) of each residential property (mm) 每個住宅物業的樓板的厚度(不包括灰泥)(毫米)	House 3 洋房3	200	250
Floor-to-floor height of each residential property (mm) 每個住宅物業的層與層之間的高度(毫米)		3800	4200

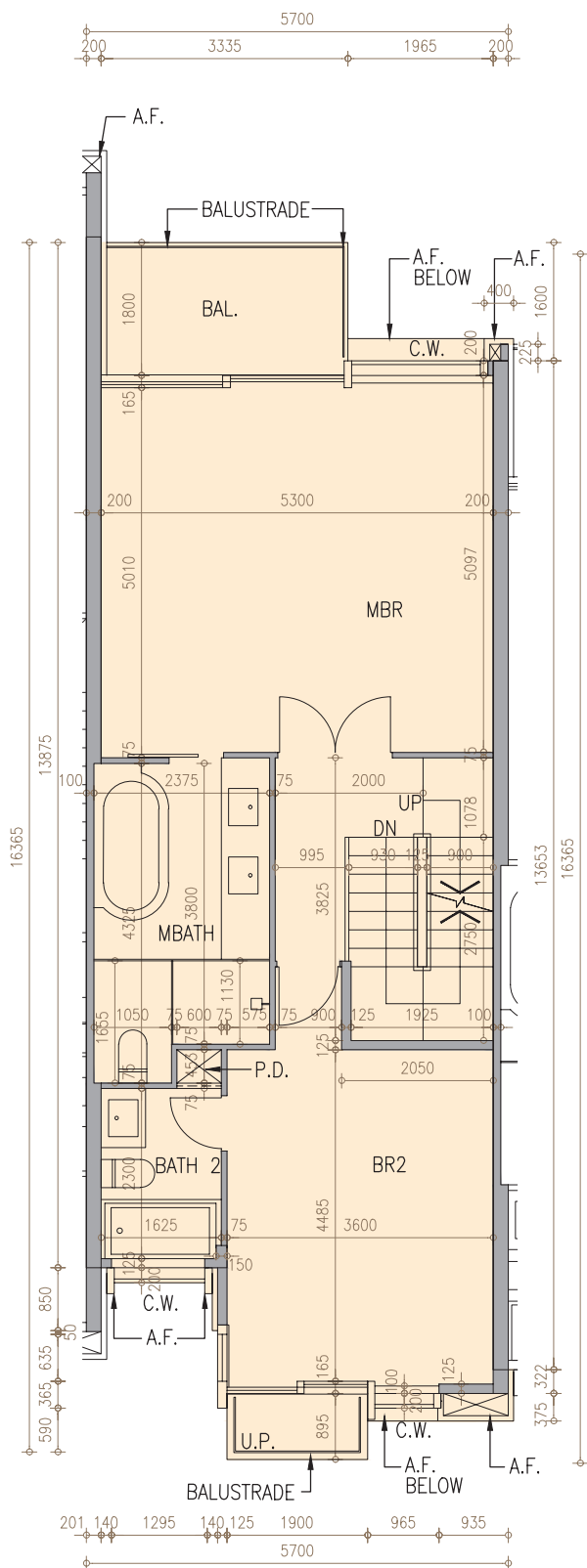
The internal areas of the residential properties on the upper floors will generally be slightly larger than those on the lower floors because of the reducing thickness of the structural walls on the upper floors.  
因住宅物業的較高樓層的結構牆的厚度遞減，較高樓層的內部面積，一般比較低樓層的內部面積稍大。

- Notes:  
1. The dimensions in the floor plans are all structural dimensions in millimetre.  
2. Please refer to page 20 of this sales brochure for legend of the terms and abbreviations in studying the floor plans of residential properties.
- 備註：  
1. 樓面平面圖之尺規所列數字為以毫米標示之建築結構尺寸。  
2. 請參閱本售樓說明書第20頁之圖例以協助閱讀此部分的住宅物業的樓面平面圖及其顯示之名稱和簡稱。

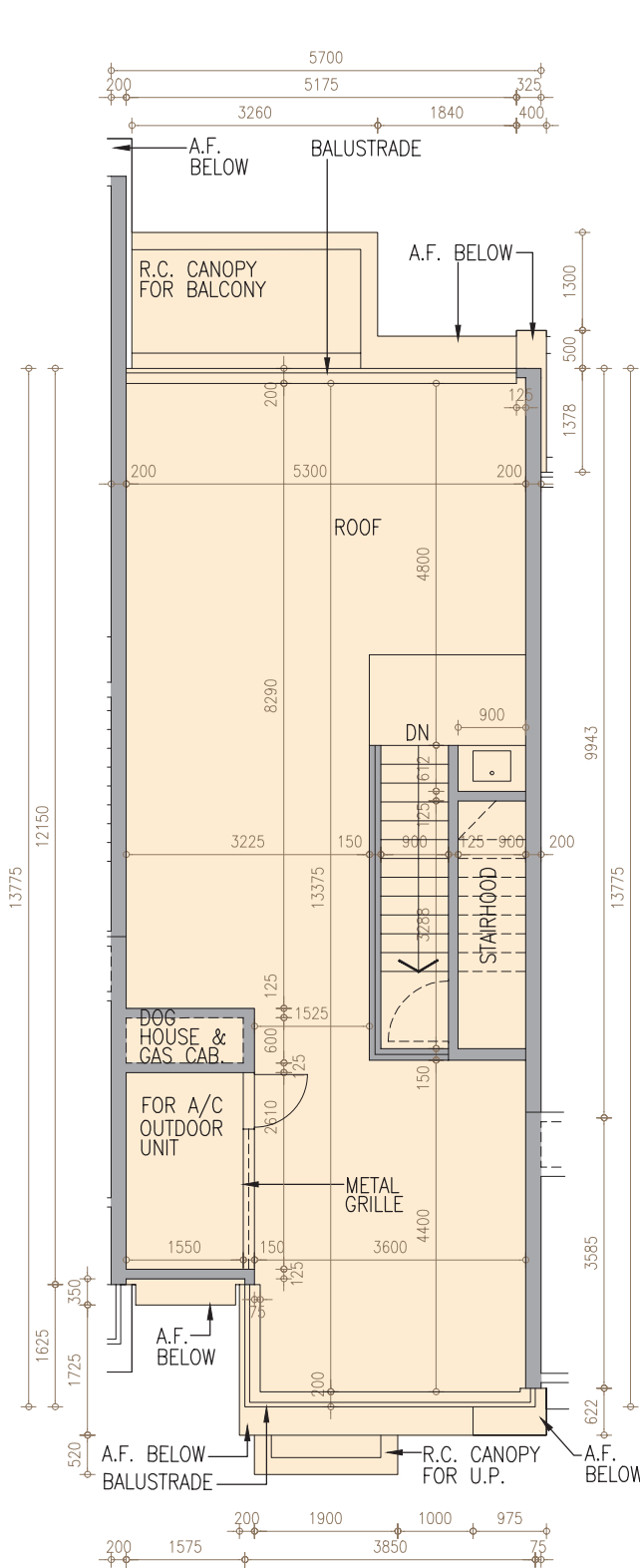
HOUSE 3  
洋房3



LEVEL 2 第2層



LEVEL 3 第3層



LEVEL 5 第5層



Scale : 0  
比例 : 

Description 描述	Floor 樓層 House 洋房	LEVEL 2 第2層	LEVEL 3 第3層	LEVEL 5 第5層
The thickness of the floor slabs (excluding plaster) of each residential property (mm) 每個住宅物業的樓板的厚度 (不包括灰泥) (毫米)	House 3 洋房3	250	175, 250, 575*	Not Applicable 不適用
Floor-to-floor height of each residential property (mm) 每個住宅物業的層與層之間的高度 (毫米)		3200	3200, 3525, 3850	Not Applicable 不適用

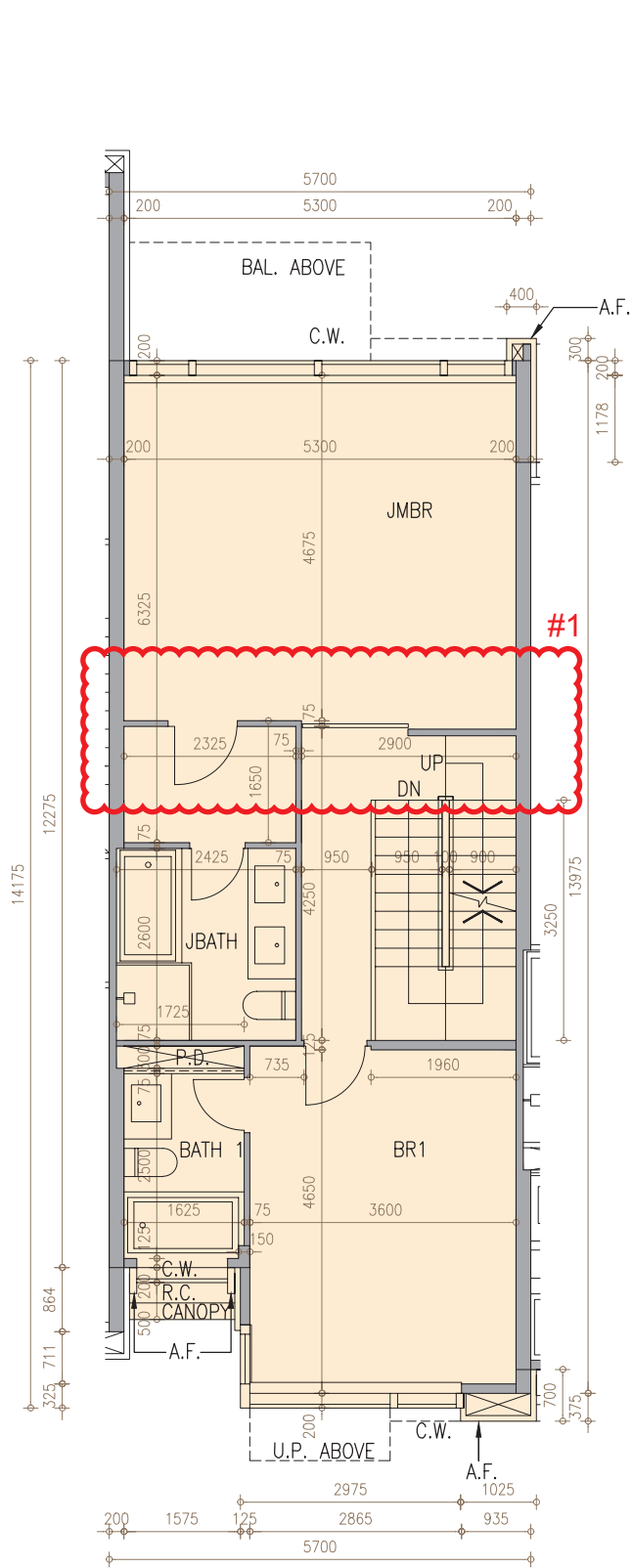
The internal areas of the residential properties on the upper floors will generally be slightly larger than those on the lower floors because of the reducing thickness of the structural walls on the upper floors.  
因住宅物業的較高樓層的結構牆的厚度遞減，較高樓層的內部面積，一般比較低樓層的內部面積稍大。

- Notes:

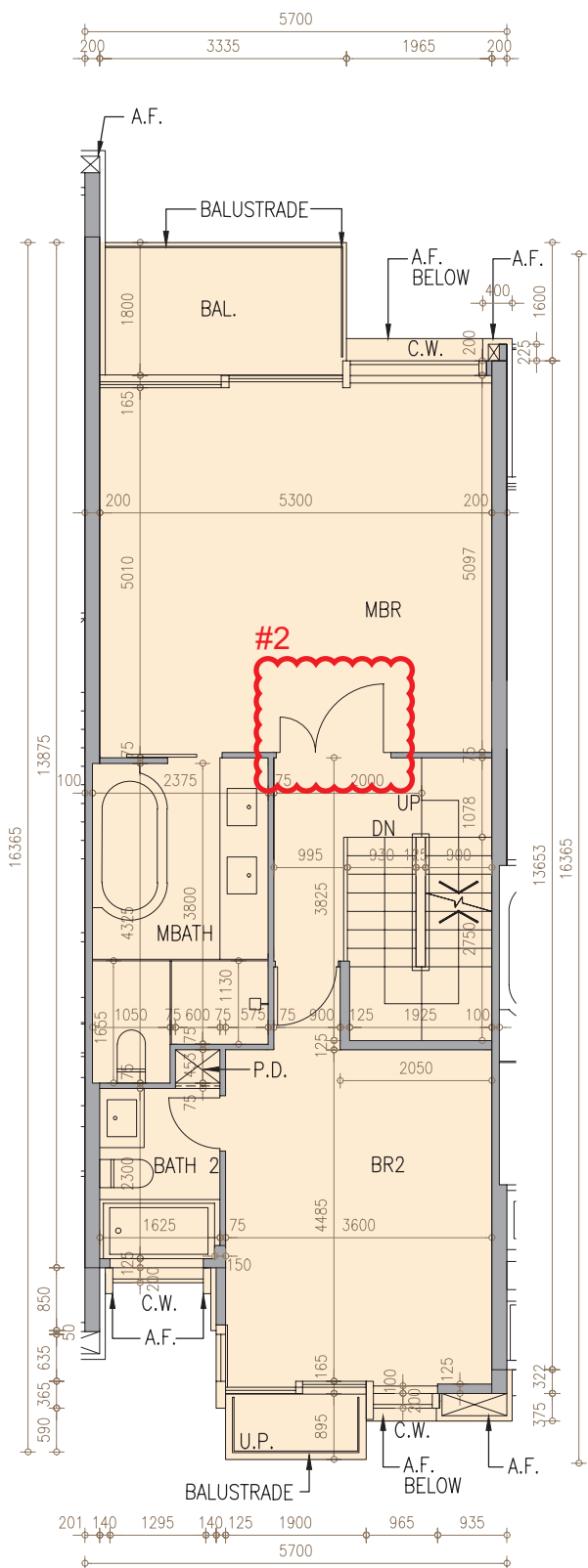
  - The dimensions in the floor plans are all structural dimensions in millimetre.
  - Please refer to page 20 of this sales brochure for legend of the terms and abbreviations in studying the floor plans of residential properties.
  - \* Including 325mm thick mass concrete fill.
- 備註：

  - 樓面平面圖之尺規所列數字為以毫米標示之建築結構尺寸。
  - 請參閱本售樓說明書第20頁之圖例以協助閱讀此部分的住宅物業的樓面平面圖及其顯示之名稱和簡稱。
  - \* 包括325毫米厚之混凝土填充層。

HOUSE 3  
洋房3



LEVEL 2 | AS-IS LAYOUT FLOOR PLAN  
第2層 | 現狀間隔樓面平面圖



LEVEL 3 | AS-IS LAYOUT FLOOR PLAN  
第3層 | 現狀間隔樓面平面圖



Description 描述	Floor 樓層 House 洋房	LEVEL 2 第2層	LEVEL 3 第3層
The thickness of the floor slabs (excluding plaster) of each residential property (mm) 每個住宅物業的樓板的厚度(不包括灰泥)(毫米)	House 3 洋房3	250	175, 250, 575*
Floor-to-floor height of each residential property (mm) 每個住宅物業的層與層之間的高度(毫米)		3200	3200, 3525, 3850

The internal areas of the residential properties on the upper floors will generally be slightly larger than those on the lower floors because of the reducing thickness of the structural walls on the upper floors.  
因住宅物業的較高樓層的結構牆的厚度遞減，較高樓層的內部面積，一般比較低樓層的內部面積稍大。

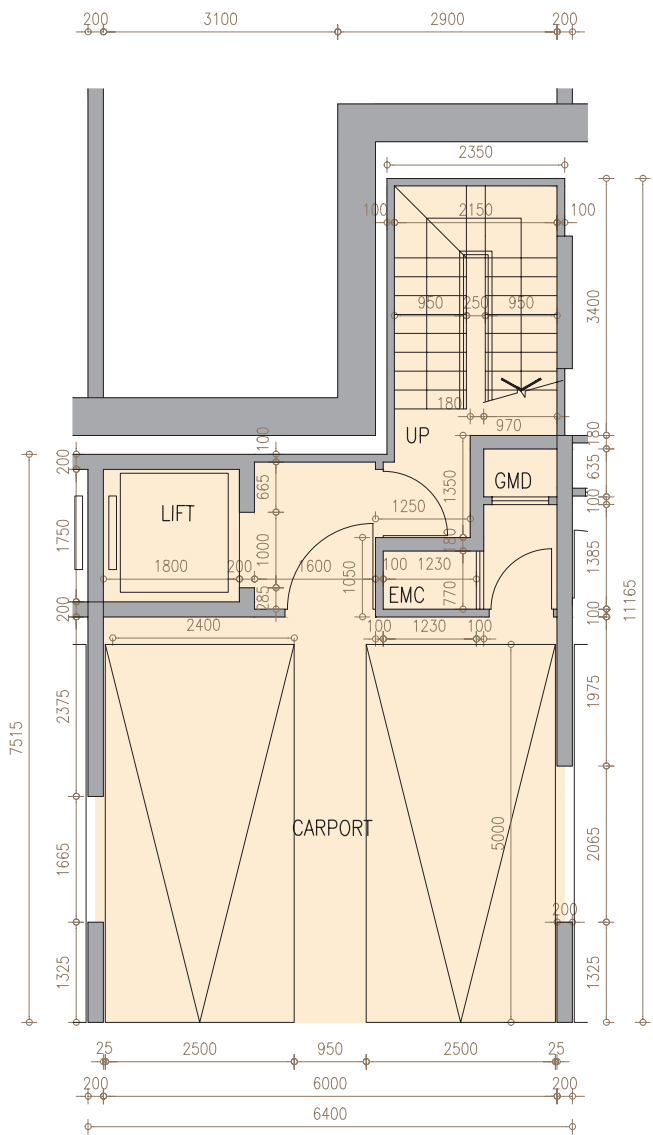
- Notes:

  - The dimensions in the floor plans are all structural dimensions in millimetre.
  - Please refer to page 20 of this sales brochure for legend of the terms and abbreviations in studying the floor plans of residential properties.
  - \* Including 325mm thick mass concrete fill.
  - # The internal layout of the LEVEL 2 and LEVEL 3 of House 3 have been altered by way of exempted building works under the Buildings Ordinance after completion of the Development. Such alteration includes 1)Altering the layout of Junior Master Bedroom; 2)Altering the layout of Master Bedroom. The altered layouts have been indicated and clouded in red on the floor plan on page 27a.
- 備註：

  - 樓面平面圖之尺規所列數字為以毫米標示之建築結構尺寸。
  - 請參閱本售樓說明書第20頁之圖例以協助閱讀此部分的住宅物業的樓面平面圖及其顯示之名稱和簡稱。
  - \* 包括325毫米厚之混凝土填充層。
  - # 洋房3第2層及第3層之內部佈局因在發展項目落成後進行獲《建築物條例》豁免的工程而有所改動，該改動包括1)修改少主人房佈局; 2)修改主人房佈局。有關已改動佈局已於第27a頁之樓面平面圖標示及以紅線環繞標示出來。

This page is left blank intentionally  
此頁保留空白

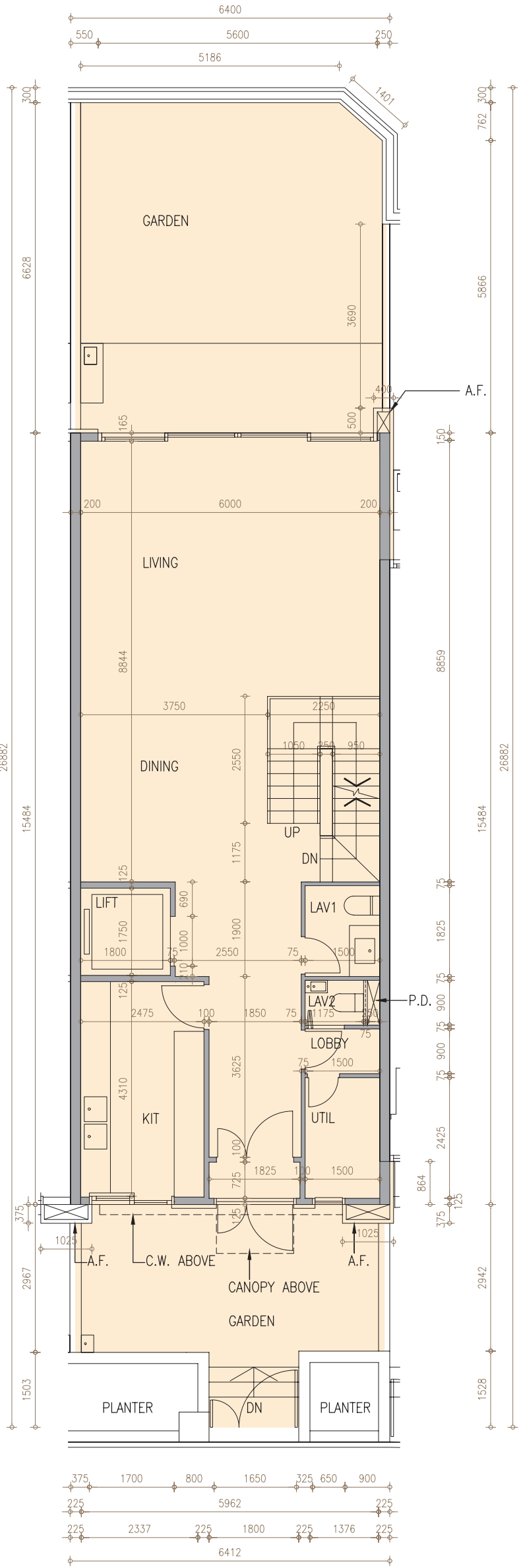
HOUSE 5  
洋房5



B2/F 地庫2層



Scale : 0 5M(米)  
比例 :



LEVEL 1 第1層

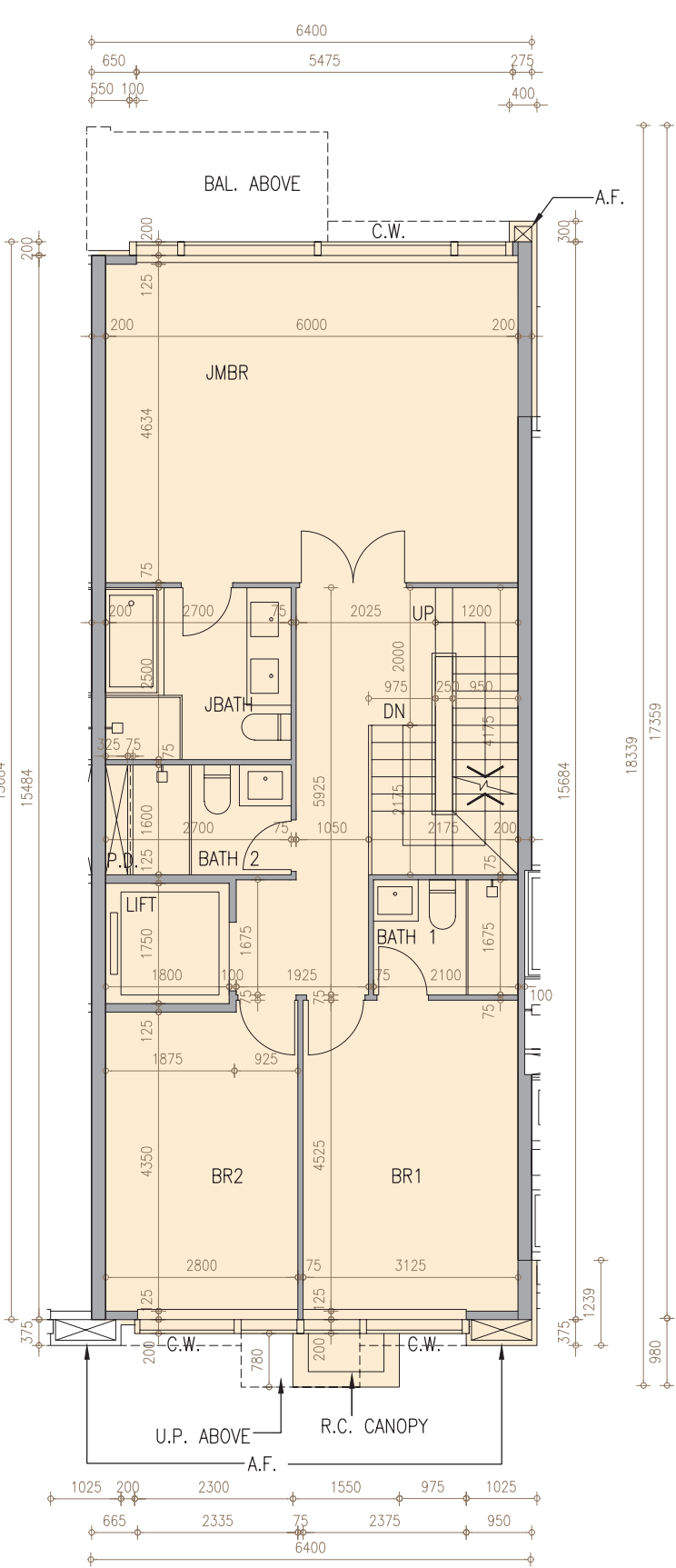
Description 描述	Floor 樓層 House 洋房	B2/F 地庫2層	LEVEL 1 第1層
The thickness of the floor slabs (excluding plaster) of each residential property (mm) 每個住宅物業的樓板的厚度(不包括灰泥)(毫米)	House 5 洋房5	200	250
Floor-to-floor height of each residential property (mm) 每個住宅物業的層與層之間的高度(毫米)		3800	4200

The internal areas of the residential properties on the upper floors will generally be slightly larger than those on the lower floors because of the reducing thickness of the structural walls on the upper floors.  
因住宅物業的較高樓層的結構牆的厚度遞減，較高樓層的內部面積，一般比較低樓層的內部面積稍大。

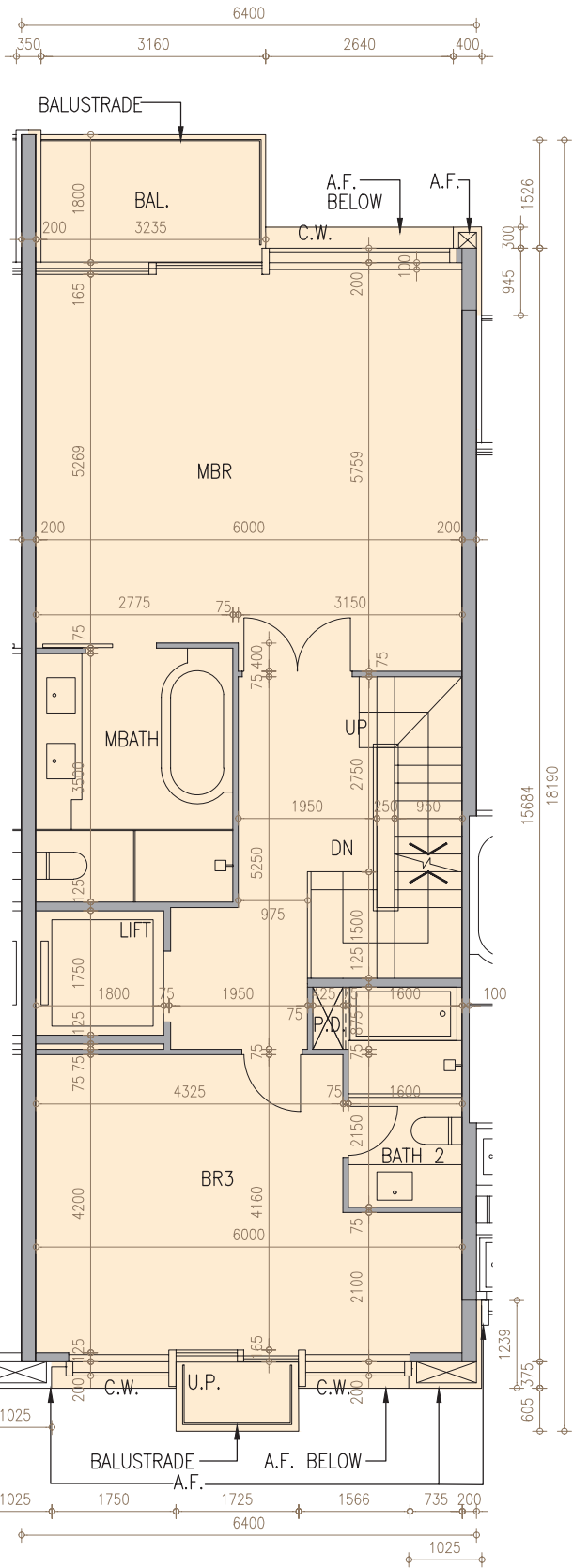
- Notes:  
1. The dimensions in the floor plans are all structural dimensions in millimetre.  
2. Please refer to page 20 of this sales brochure for legend of the terms and abbreviations in studying the floor plans of residential properties.
- 備註：  
1. 樓面平面圖之尺規所列數字為以毫米標示之建築結構尺寸。  
2. 請參閱本售樓說明書第20頁之圖例以協助閱讀此部分的住宅物業的樓面平面圖及其顯示之名稱和簡稱。



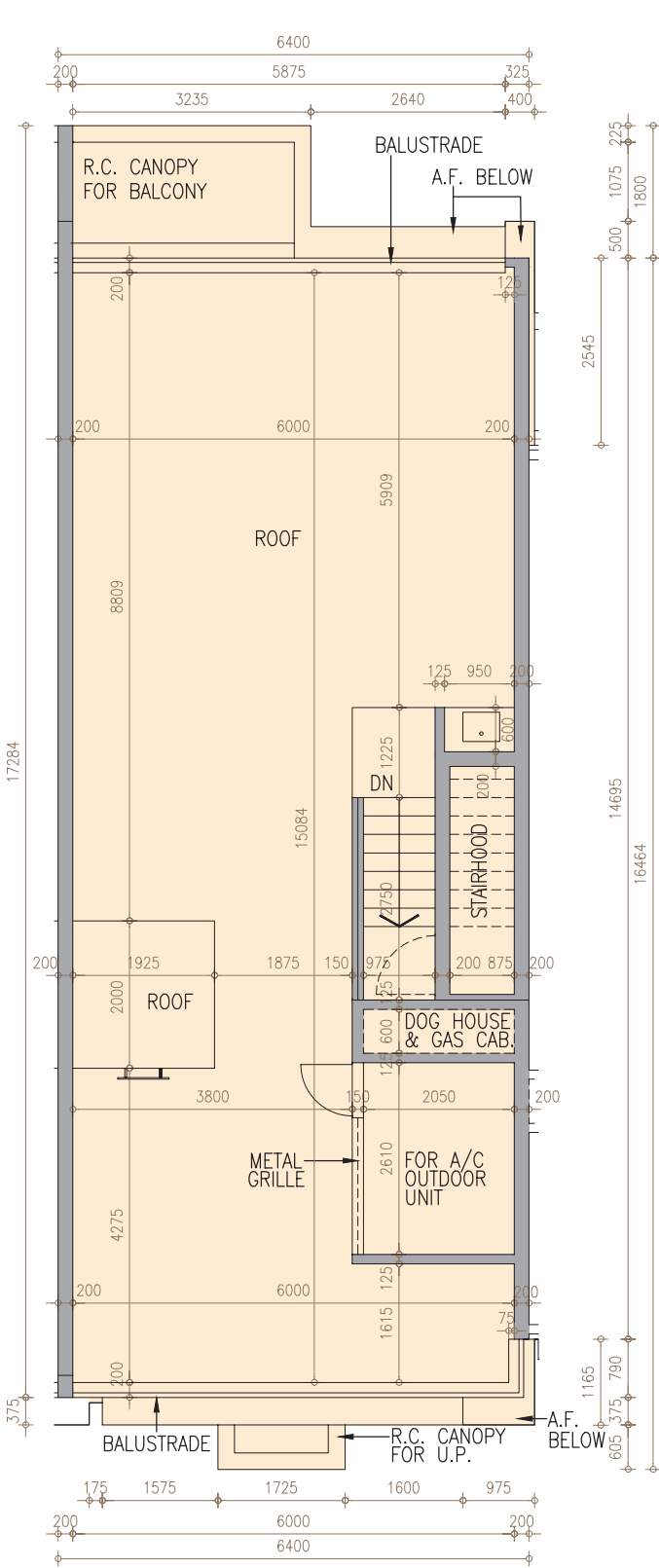
HOUSE 5  
洋房5



LEVEL 2 第2層



LEVEL 3 第3層



LEVEL 5 第5層



Description 描述	Floor 樓層 House 洋房	LEVEL 2 第2層	LEVEL 3 第3層	LEVEL 5 第5層
The thickness of the floor slabs (excluding plaster) of each residential property (mm) 每個住宅物業的樓板的厚度 (不包括灰泥) (毫米)	House 5 洋房5	250	175, 250, 575*	Not Applicable 不適用
Floor-to-floor height of each residential property (mm) 每個住宅物業的層與層之間的高度 (毫米)		3200	3200, 3525, 3850	Not Applicable 不適用

The internal areas of the residential properties on the upper floors will generally be slightly larger than those on the lower floors because of the reducing thickness of the structural walls on the upper floors.  
因住宅物業的較高樓層的結構牆的厚度遞減，較高樓層的內部面積，一般比較低樓層的內部面積稍大。

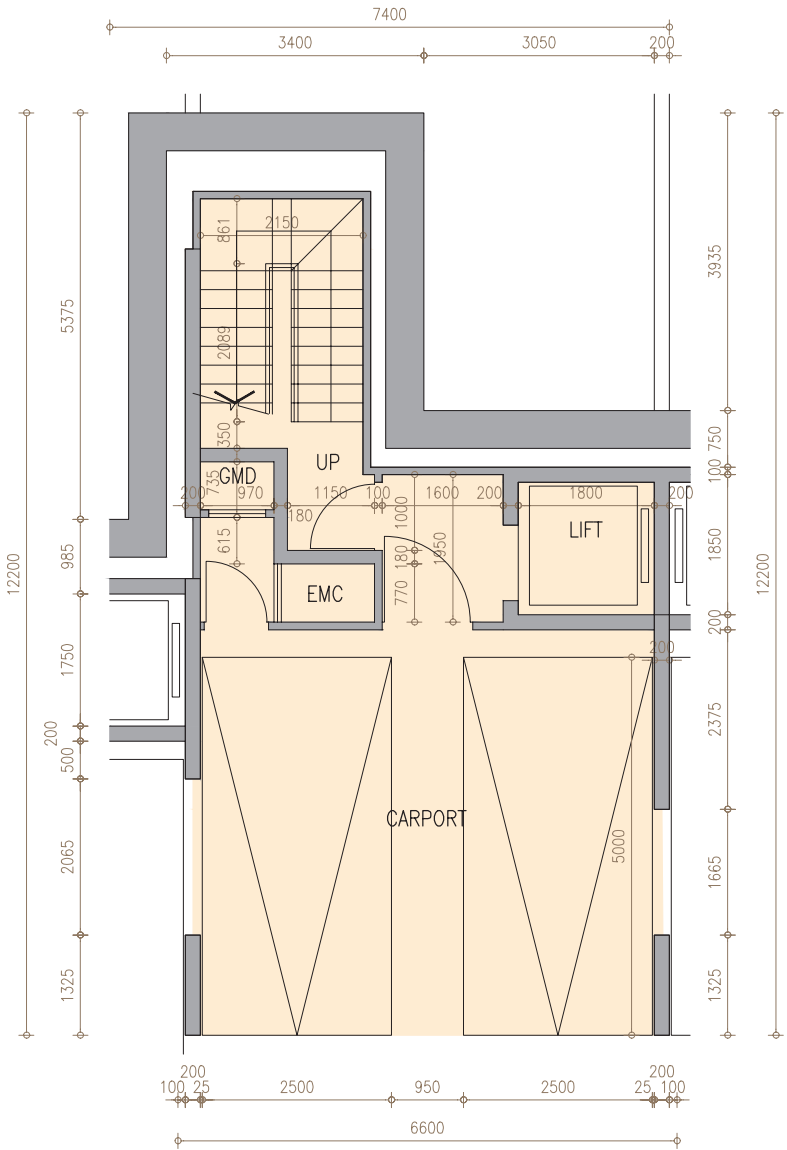
Notes:

- The dimensions in the floor plans are all structural dimensions in millimetre.
- Please refer to page 20 of this sales brochure for legend of the terms and abbreviations in studying the floor plans of residential properties.
- \* Including 325mm thick mass concrete fill.

備註：

- 樓面平面圖之尺規所列數字為以毫米標示之建築結構尺寸。
- 請參閱本售樓說明書第20頁之圖例以協助閱讀此部分的住宅物業的樓面平面圖及其顯示之名稱和簡稱。
- \* 包括325毫米厚之混凝土填充層。

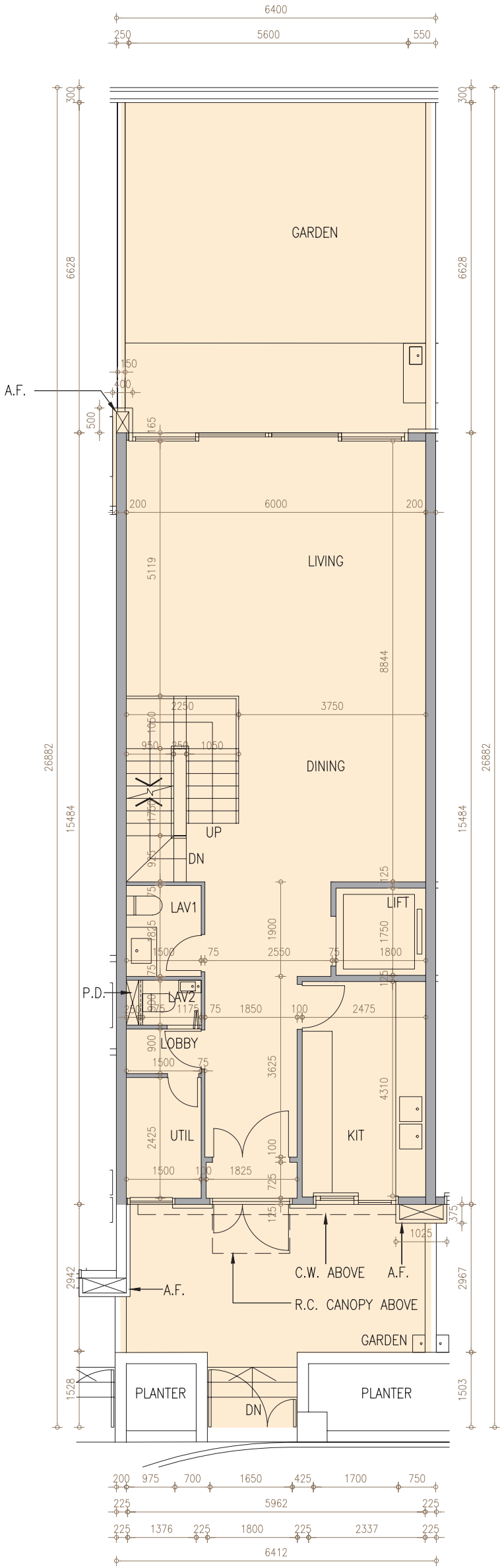
HOUSE 6  
洋房6



B2/F 地庫2層



Scale : 0 5M(米)  
比例 :



LEVEL 1 第1層

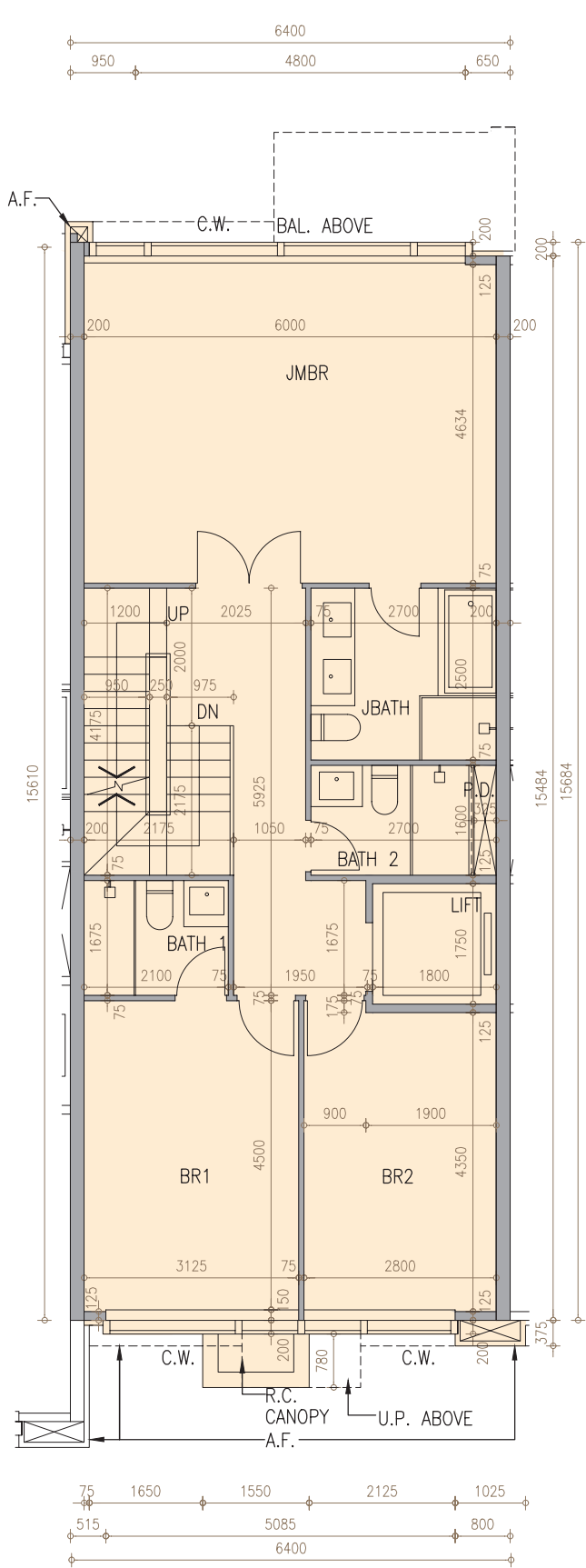
Description 描述	Floor 樓層 House 洋房	B2/F 地庫2層	LEVEL 1 第1層
The thickness of the floor slabs (excluding plaster) of each residential property (mm) 每個住宅物業的樓板的厚度(不包括灰泥)(毫米)	House 6 洋房6	200	250
Floor-to-floor height of each residential property (mm) 每個住宅物業的層與層之間的高度(毫米)		3800	4200

The internal areas of the residential properties on the upper floors will generally be slightly larger than those on the lower floors because of the reducing thickness of the structural walls on the upper floors.  
因住宅物業的較高樓層的結構牆的厚度遞減，較高樓層的內部面積，一般比較低樓層的內部面積稍大。

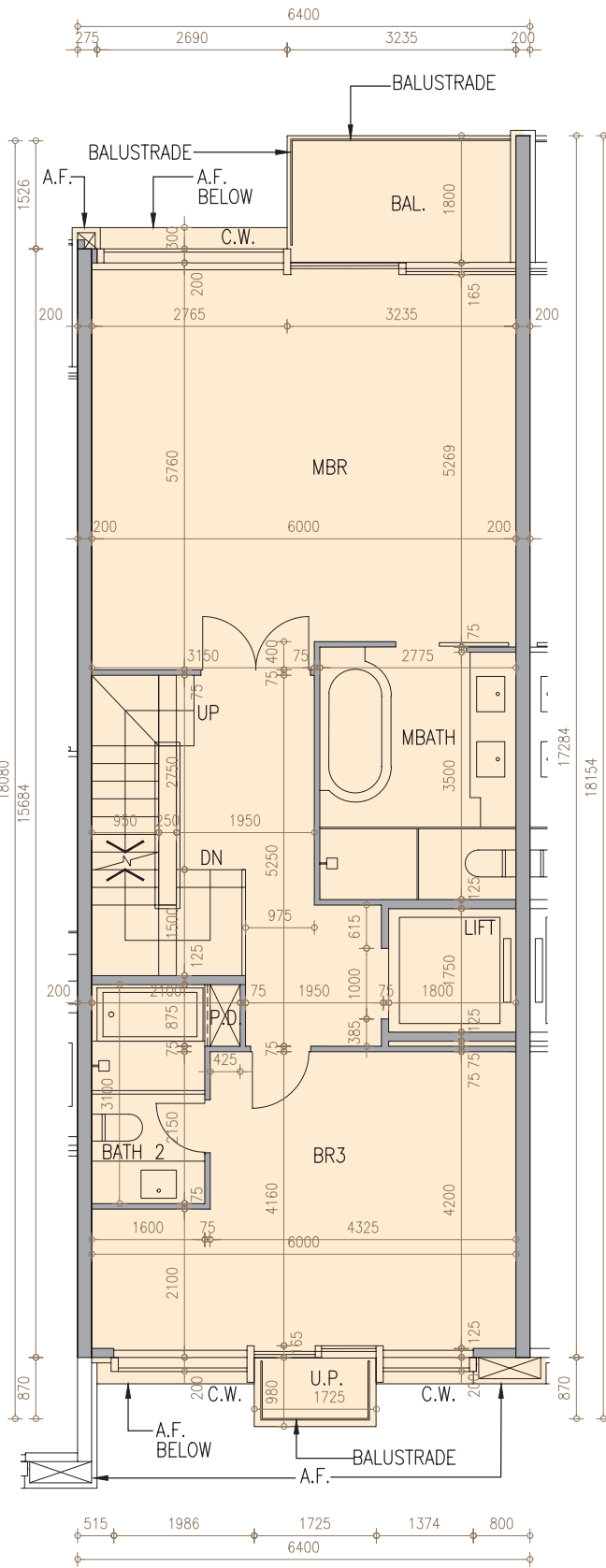
- Notes:  
1. The dimensions in the floor plans are all structural dimensions in millimetre.  
2. Please refer to page 20 of this sales brochure for legend of the terms and abbreviations in studying the floor plans of residential properties.
- 備註：  
1. 樓面平面圖之尺規所列數字為以毫米標示之建築結構尺寸。  
2. 請參閱本售樓說明書第20頁之圖例以協助閱讀此部分的住宅物業的樓面平面圖及其顯示之名稱和簡稱。



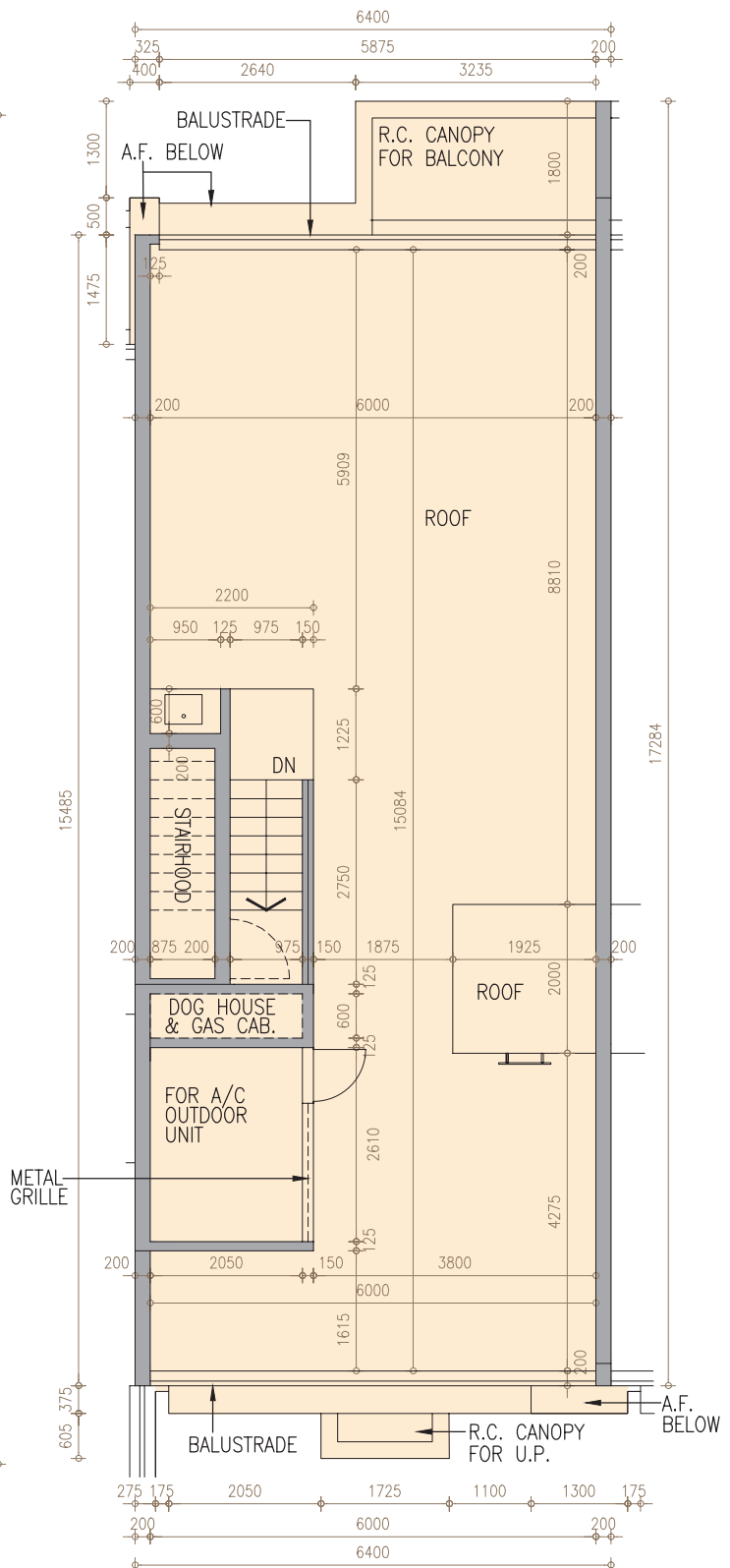
## HOUSE 6 洋房6



## LEVEL 2 第2層



## LEVEL 3 第3層



## LEVEL 5 第5層



Scale : 0

比例：

5M(米)

Description 描述	Floor 樓層	LEVEL 2	LEVEL 3	LEVEL 5
	House 洋房	第2層	第3層	第5層
The thickness of the floor slabs (excluding plaster) of each residential property (mm) 每個住宅物業的樓板的厚度(不包括灰泥)(毫米)	House 6 洋房6	250	175, 250, 575*	Not Applicable 不適用
Floor-to-floor height of each residential property (mm) 每個住宅物業的層與層之間的高度(毫米)		3200	3200, 3525, 3850	Not Applicable 不適用

The internal areas of the residential properties on the upper floors will generally be slightly larger than those on the lower floors because of the reducing thickness of the structural walls on the upper floors.

因住宅物業的較高樓層的結構牆的厚度遞減，較高樓層的內部面積，一般比較低樓層的內部面積稍大。

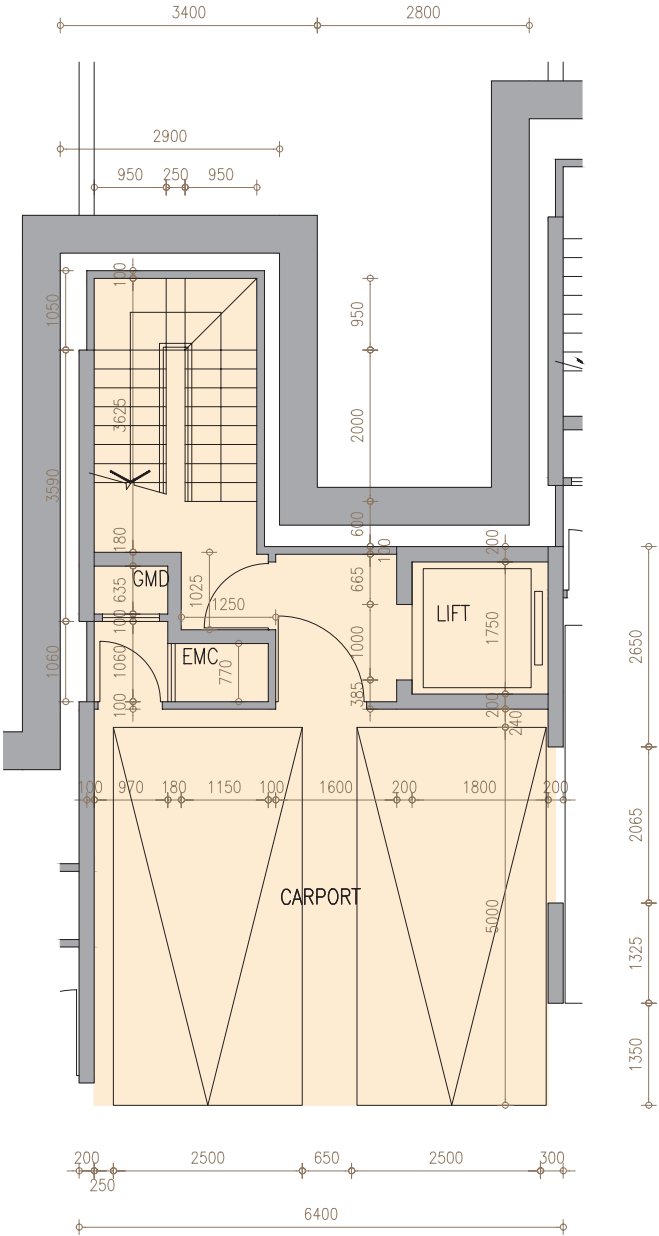
Notes:

1. The dimensions in the floor plans are all structural dimensions in millimetre.
2. Please refer to page 20 of this sales brochure for legend of the terms and abbreviations in studying the floor plans of residential properties.
3. \* Including 325mm thick mass concrete fill.

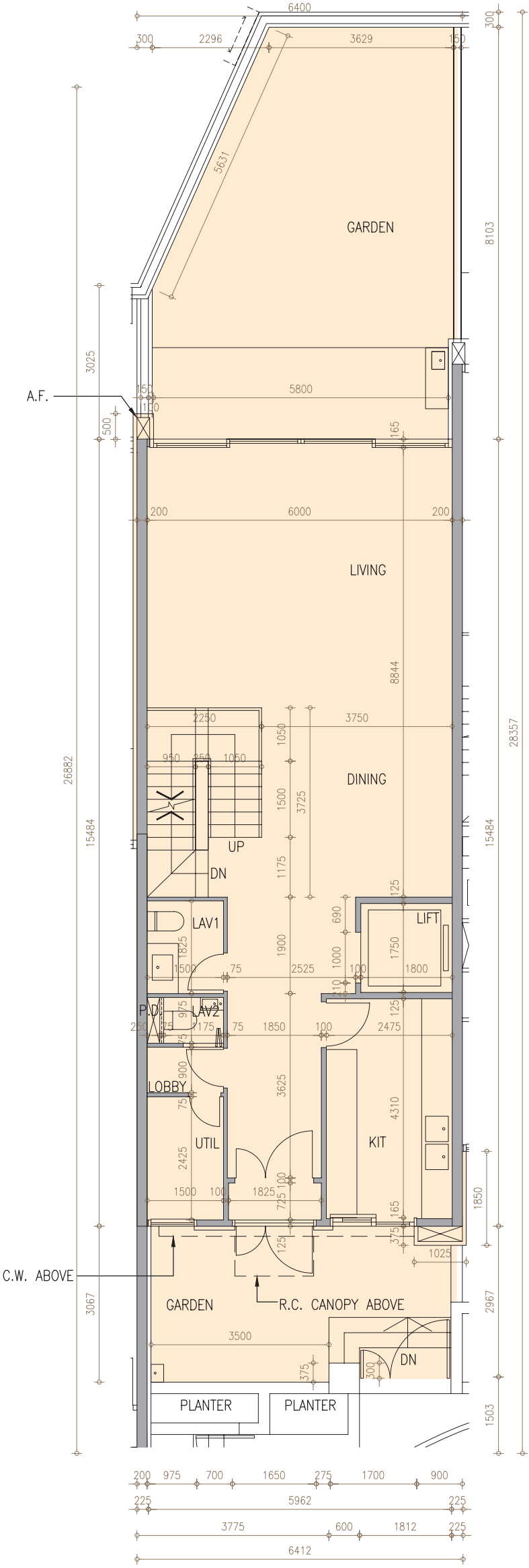
備註：

- 樓面平面圖之尺規所列數字為以毫米標示之建築結構尺寸。
- 請參閱本售樓說明書第20頁之圖例以協助閱讀此部分的住宅物業的樓面平面圖及其顯示之名稱和簡稱。
- \* 包括325毫米厚之混凝土填充層。

HOUSE 7  
洋房7



B2/F 地庫2層



LEVEL 1 第1層

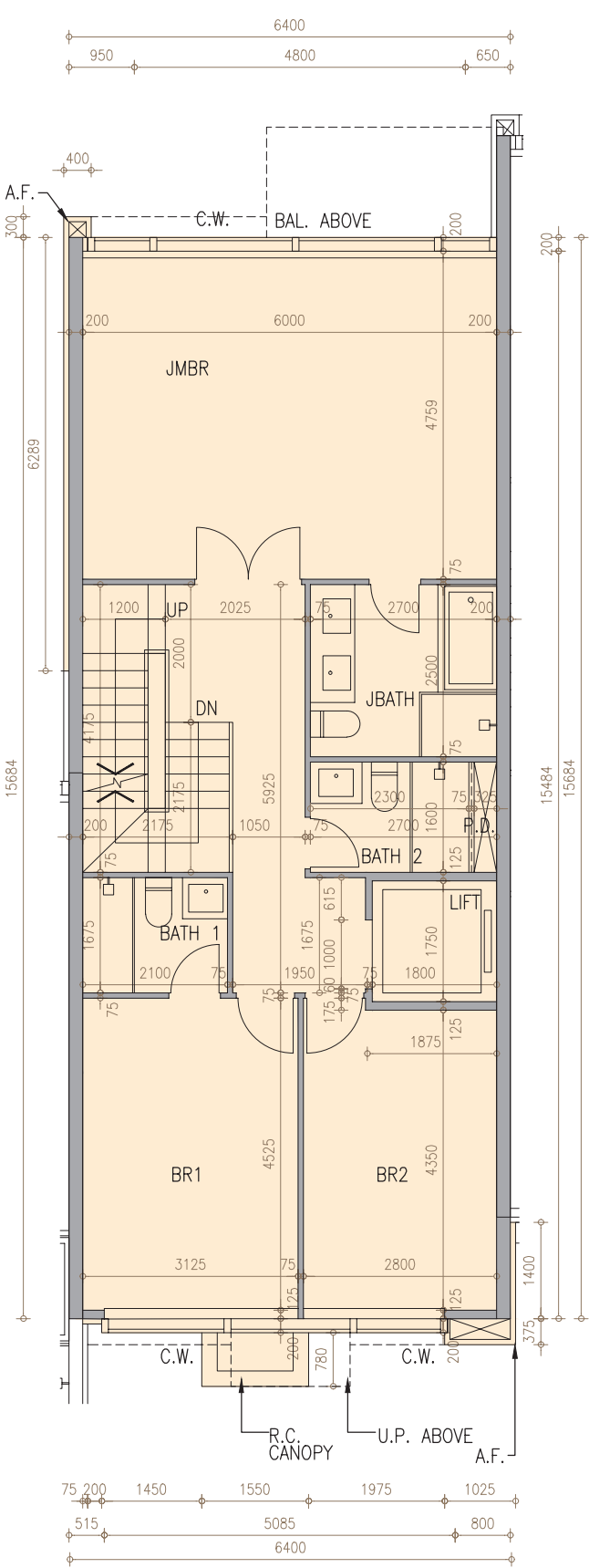
Description 描述	Floor 樓層 House 洋房	B2/F 地庫2層	LEVEL 1 第1層
The thickness of the floor slabs (excluding plaster) of each residential property (mm) 每個住宅物業的樓板的厚度(不包括灰泥)(毫米)	House 7 洋房7	200	250
Floor-to-floor height of each residential property (mm) 每個住宅物業的層與層之間的高度(毫米)		3800	4200
The internal areas of the residential properties on the upper floors will generally be slightly larger than those on the lower floors because of the reducing thickness of the structural walls on the upper floors. 因住宅物業的較高樓層的結構牆的厚度遞減，較高樓層的內部面積，一般比較低樓層的內部面積稍大。			

- Notes:
- 備註：
1. The dimensions in the floor plans are all structural dimensions in millimetre.

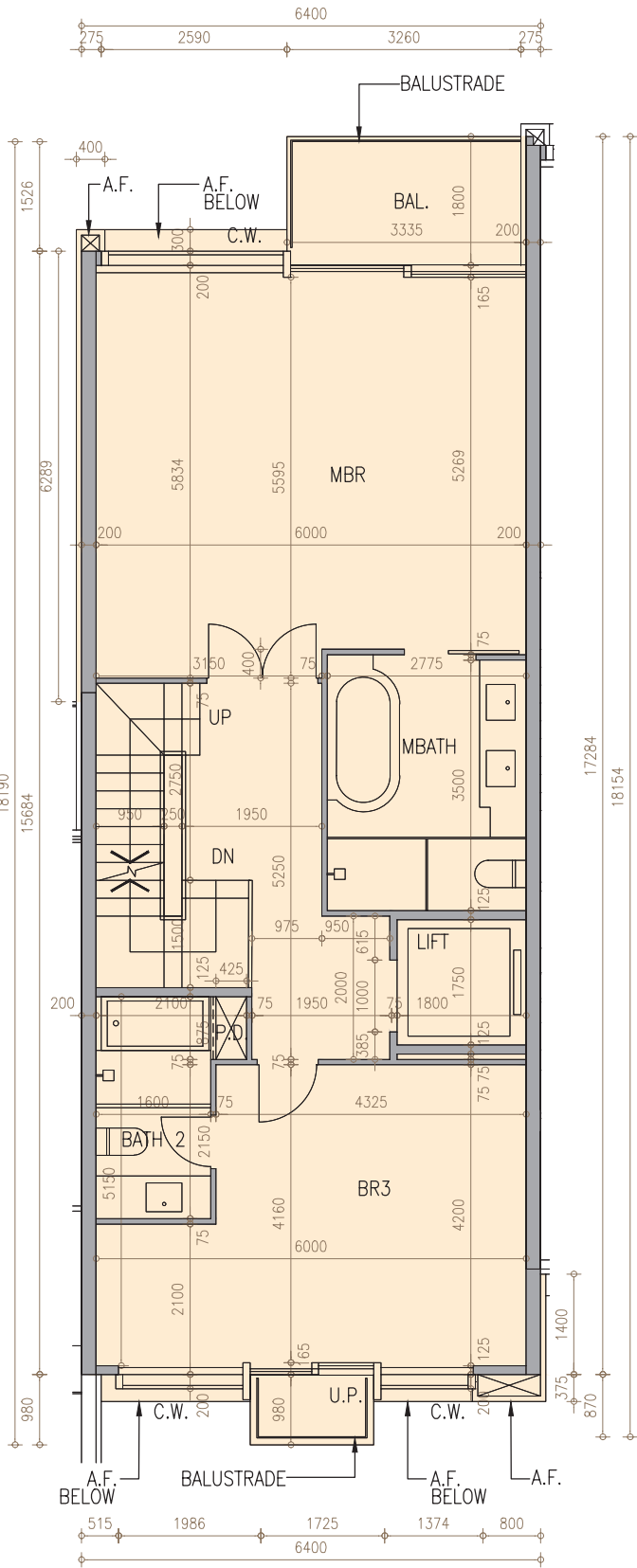
1. 樓面平面圖之尺規所列數字為以毫米標示之建築結構尺寸。
2. Please refer to page 20 of this sales brochure for legend of the terms and abbreviations in studying the floor plans of residential properties.

2. 請參閱本售樓說明書第20頁之圖例以協助閱讀此部分的住宅物業的樓面平面圖及其顯示之名稱和簡稱。

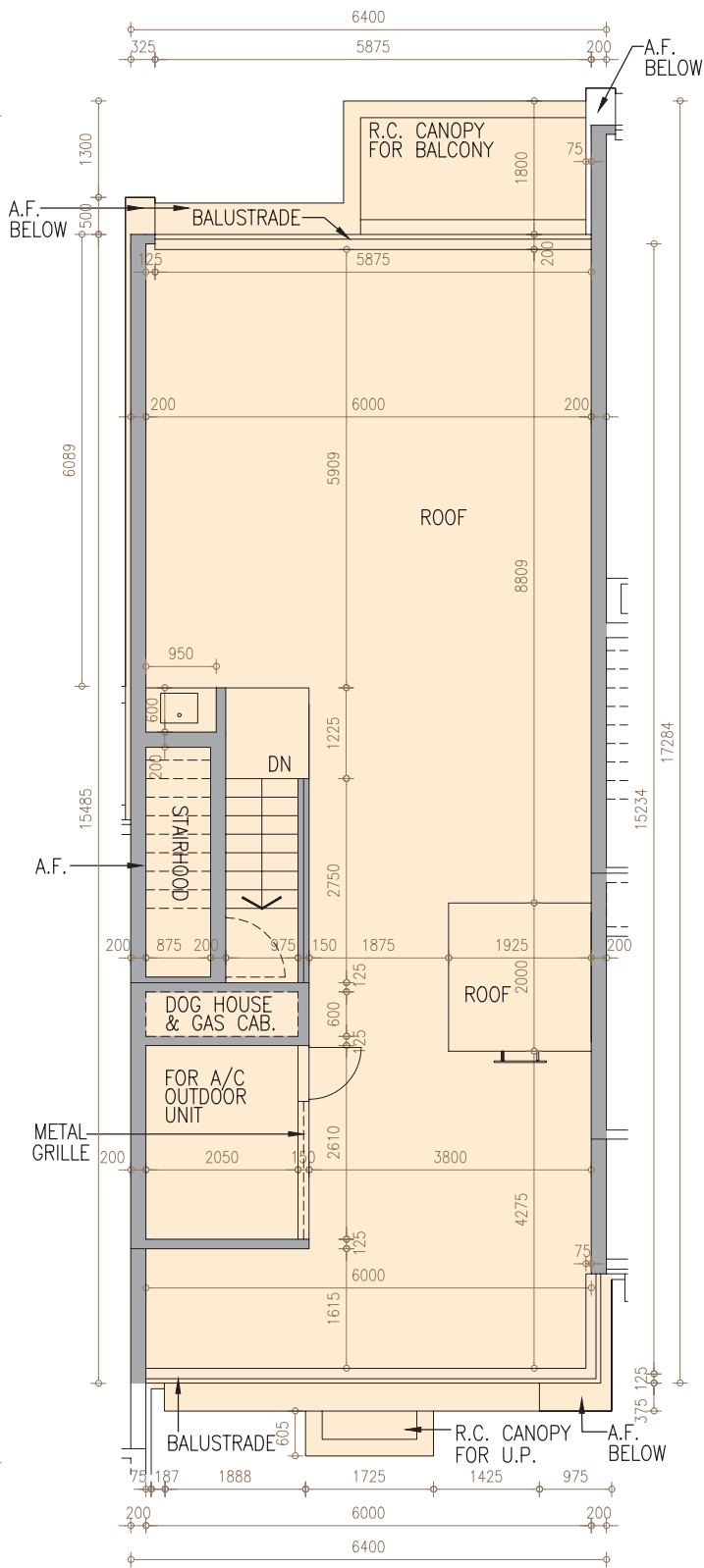
HOUSE 7  
洋房7



LEVEL 2 第2層



LEVEL 3 第3層



LEVEL 5 第5層



Scale : 0 5M(米)  
比例 :

Description 描述	Floor 樓層 House 洋房	LEVEL 2 第2層	LEVEL 3 第3層	LEVEL 5 第5層
The thickness of the floor slabs (excluding plaster) of each residential property (mm) 每個住宅物業的樓板的厚度(不包括灰泥)(毫米)	House 7 洋房7	250	175, 250, 575*	Not Applicable 不適用
Floor-to-floor height of each residential property (mm) 每個住宅物業的層與層之間的高度(毫米)		3200	3200, 3525, 3850	Not Applicable 不適用

The internal areas of the residential properties on the upper floors will generally be slightly larger than those on the lower floors because of the reducing thickness of the structural walls on the upper floors.  
因住宅物業的較高樓層的結構牆的厚度遞減，較高樓層的內部面積，一般比較低樓層的內部面積稍大。

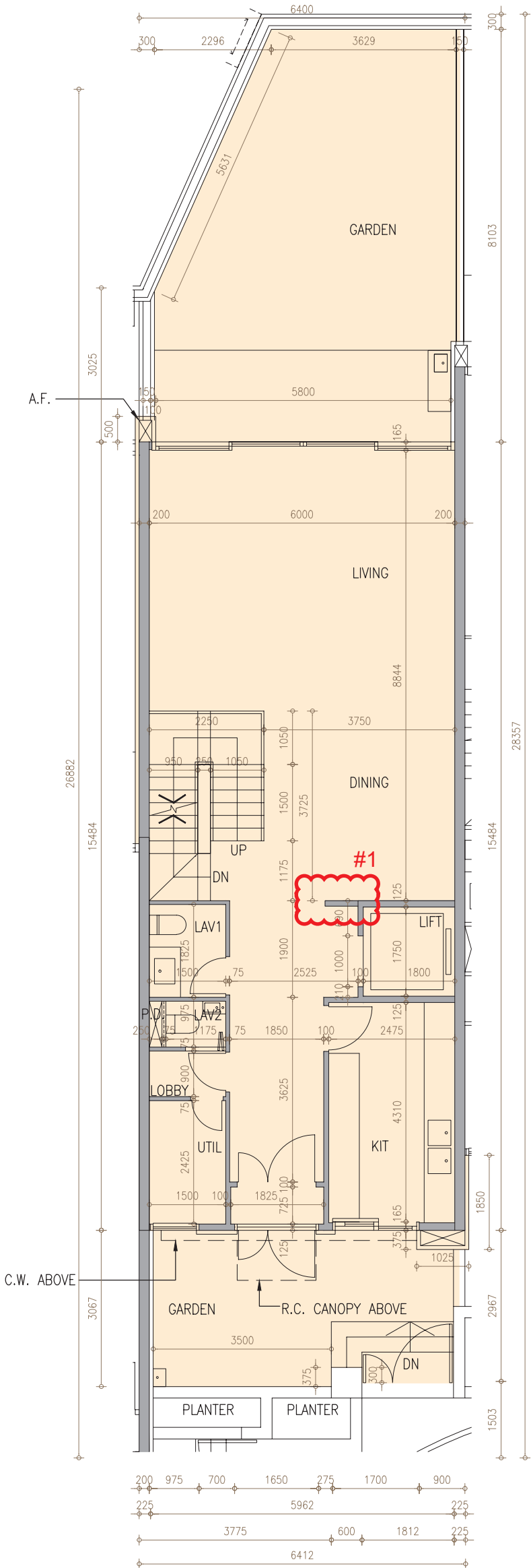
Notes:

- The dimensions in the floor plans are all structural dimensions in millimetre.
- Please refer to page 20 of this sales brochure for legend of the terms and abbreviations in studying the floor plans of residential properties.
- \* Including 325mm thick mass concrete fill.

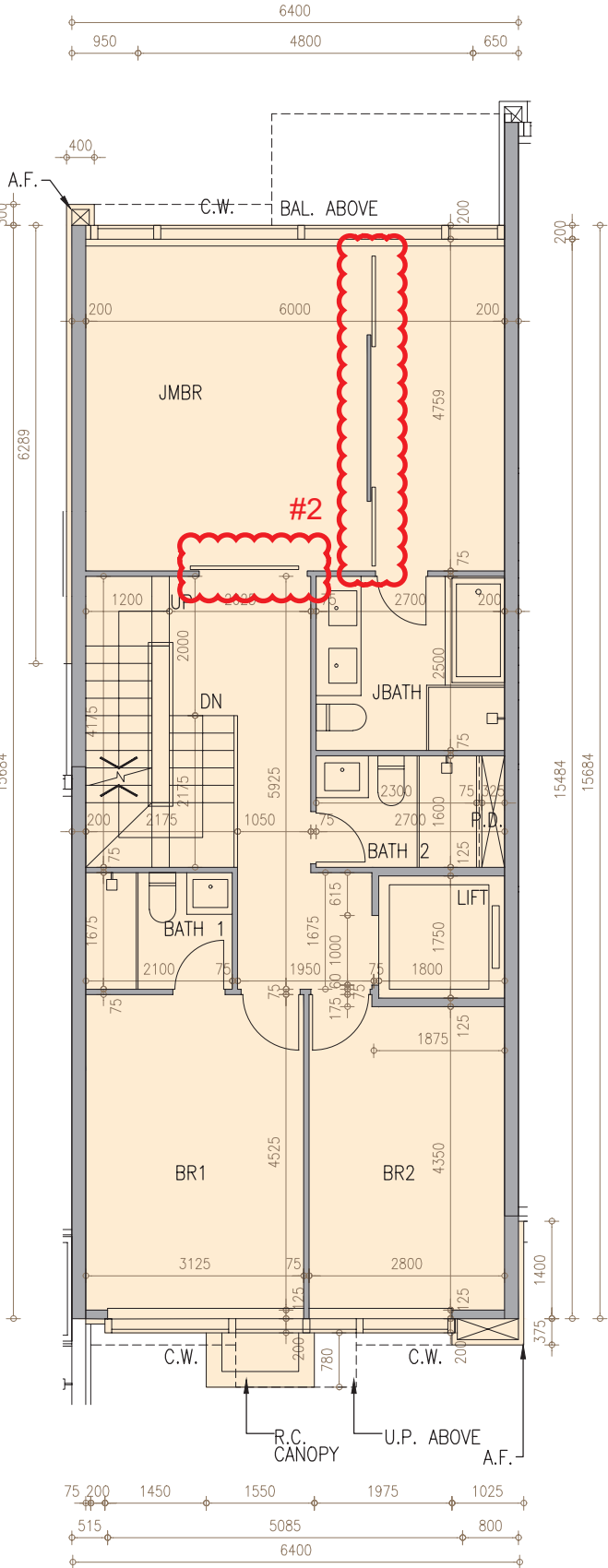
備註：

- 樓面平面圖之尺規所列數字為以毫米標示之建築結構尺寸。
- 請參閱本售樓說明書第20頁之圖例以協助閱讀此部分的住宅物業的樓面平面圖及其顯示之名稱和簡稱。
- \* 包括325毫米厚之混凝土填充層。

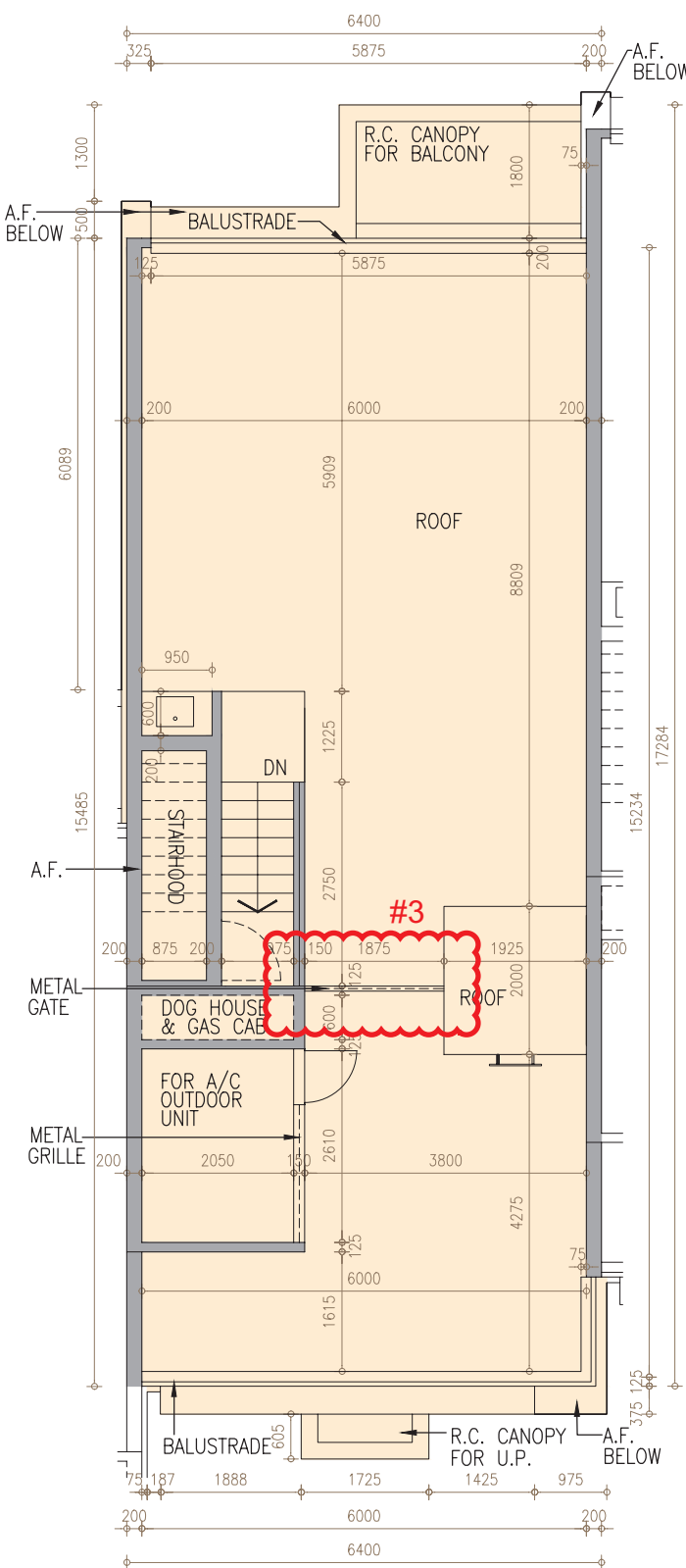
HOUSE 7  
洋房7



LEVEL 1 | AS-IS LAYOUT  
FLOOR PLAN  
第1層 | 現狀間隔樓面平面圖



LEVEL 2 | AS-IS LAYOUT  
FLOOR PLAN  
第2層 | 現狀間隔樓面平面圖



LEVEL 5 | AS-IS LAYOUT  
FLOOR PLAN  
第5層 | 現狀間隔樓面平面圖



S  
南

Scale : 0  
比例 : 

5M(米)

Description 描述	Floor 樓層 House 洋房	LEVEL 1 第1層	LEVEL 2 第2層	LEVEL 5 第5層
The thickness of the floor slabs (excluding plaster) of each residential property (mm) 每個住宅物業的樓板的厚度(不包括灰泥)(毫米)	House 7 洋房7	250	250	Not Applicable 不適用
Floor-to-floor height of each residential property (mm) 每個住宅物業的層與層之間的高度(毫米)		4200	3200	Not Applicable 不適用

The internal areas of the residential properties on the upper floors will generally be slightly larger than those on the lower floors because of the reducing thickness of the structural walls on the upper floors.  
因住宅物業的較高樓層的結構牆的厚度遞減，較高樓層的內部面積，一般比較低樓層的內部面積稍大。

Notes:

1. The dimensions in the floor plans are all structural dimensions in millimetre.

2. Please refer to page 20 of this sales brochure for legend of the terms and abbreviations in studying the floor plans of residential properties.

3. # The internal layout of the LEVEL 1, LEVEL 2 and LEVEL 5 of House 7 have been altered by way of exempted building works under the Buildings Ordinance after completion of the Development. Such alteration includes 1)Adding internal wall in Dining Room; 2)Altering the layout of Junior Master Bedroom; 3)Adding metal gate in Roof. The altered layouts have been indicated and clouded in red on the floor plan on page 33a.

備註：

1. 樓面平面圖之尺規所列數字為以毫米標示之建築結構尺寸。

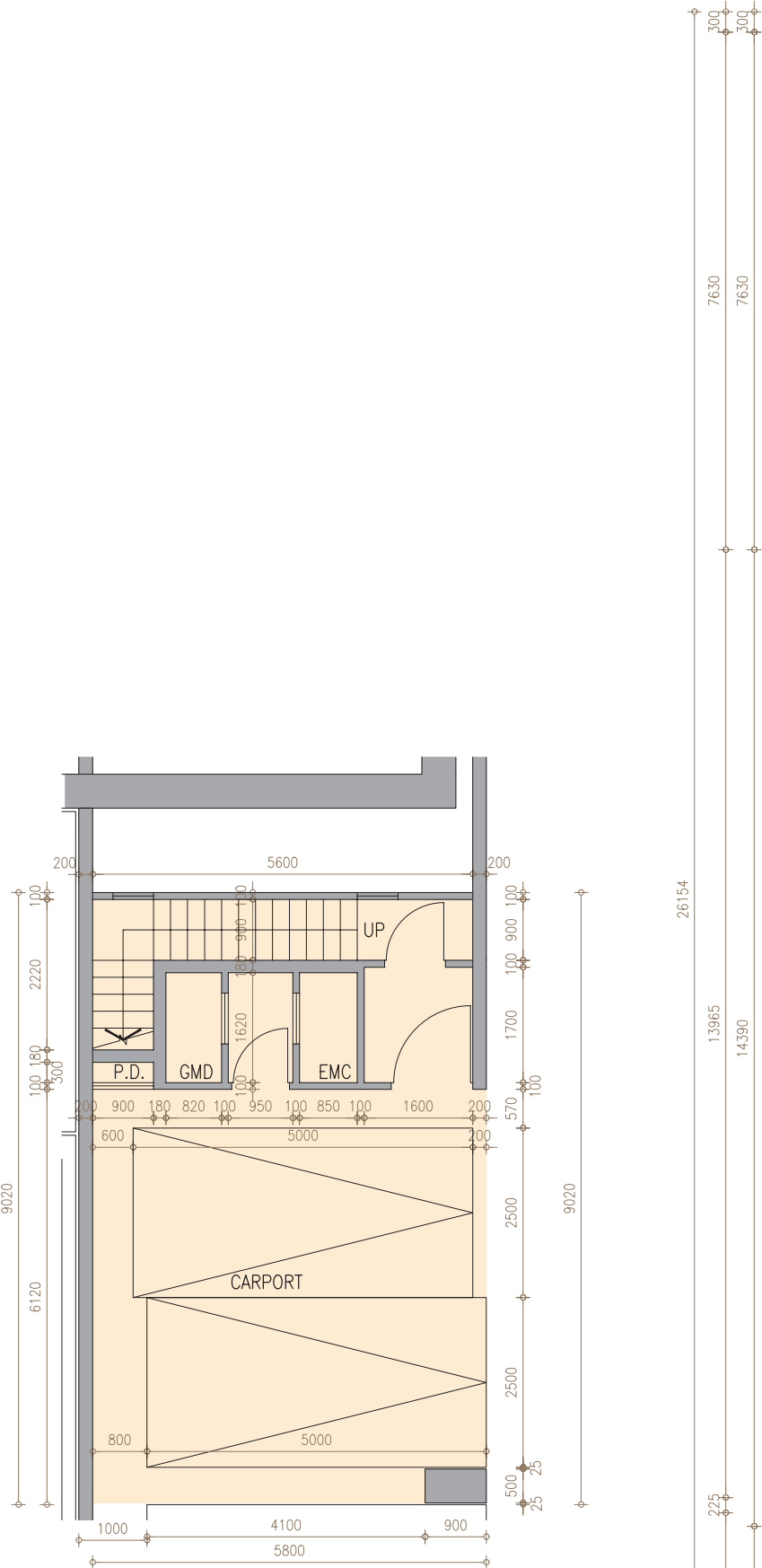
2. 請參閱本售樓說明書第20頁之圖例以協助閱讀此部分的住宅物業的樓面平面圖及其顯示之名稱和簡稱。

3. # 洋房7第1層、第2層及第5層之內部佈局因在發展項目落成後進行獲《建築物條例》豁免的工程而有所改動，該改動包括1)於飯廳增建牆身；2)修改少主人房佈局；3)於天台增建鐵閘。有關已改動佈局已於第33a頁之樓面平面圖標示及以紅線環繞標示出來。

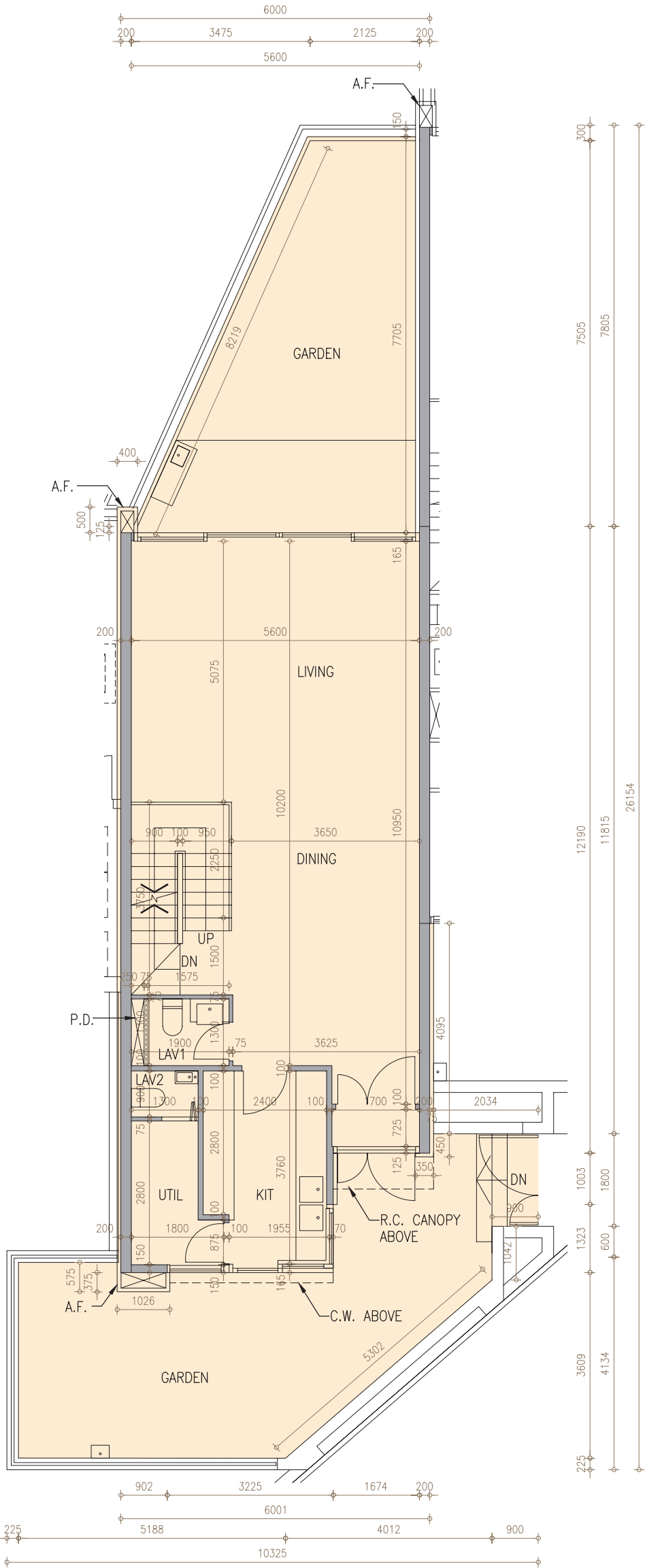


This page is left blank intentionally  
此頁保留空白

HOUSE 8  
洋房8



B2/F 地庫2層



LEVEL 1 第1層

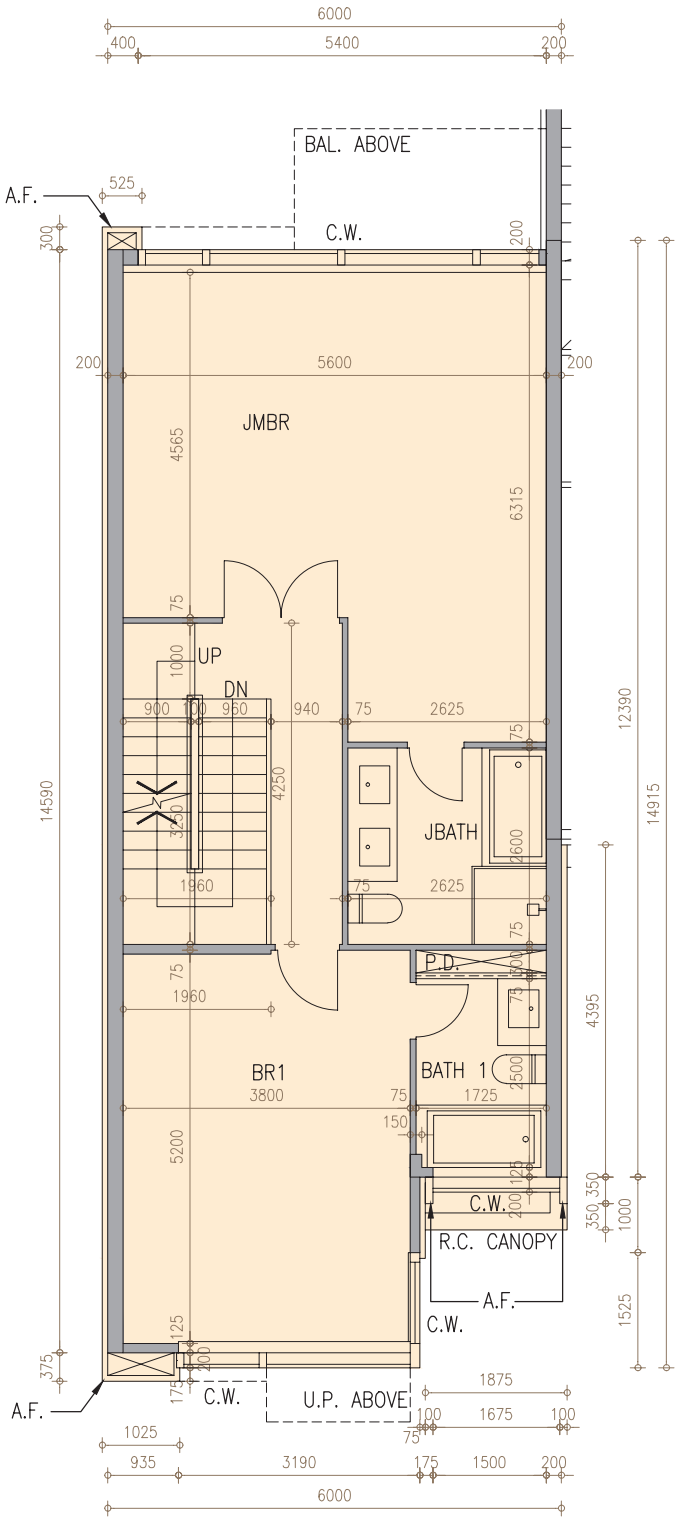


Description 描述	Floor 樓層 House 洋房	B2/F 地庫2層	LEVEL 1 第1層
The thickness of the floor slabs (excluding plaster) of each residential property (mm) 每個住宅物業的樓板的厚度(不包括灰泥)(毫米)	House 8 洋房8	200	250
Floor-to-floor height of each residential property (mm) 每個住宅物業的層與層之間的高度(毫米)		3800	4200

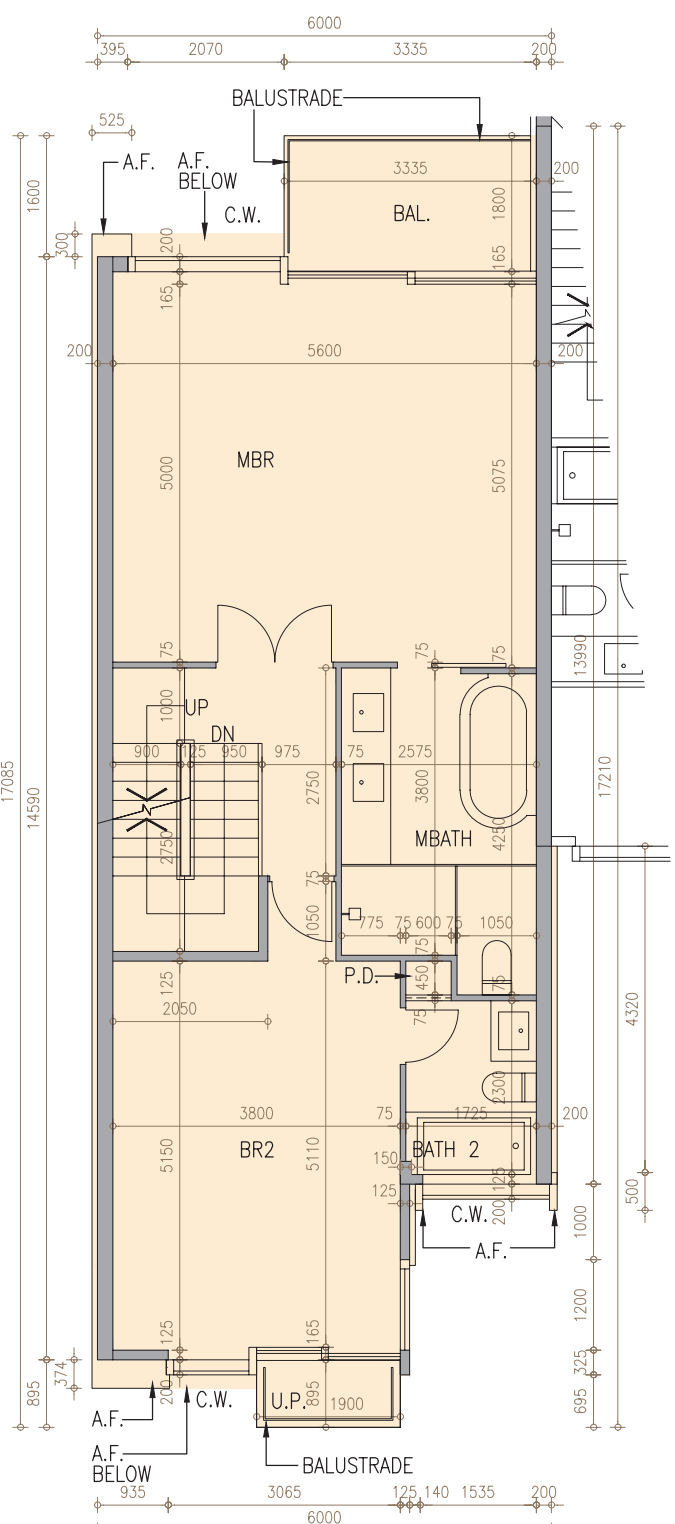
The internal areas of the residential properties on the upper floors will generally be slightly larger than those on the lower floors because of the reducing thickness of the structural walls on the upper floors.  
因住宅物業的較高樓層的結構牆的厚度遞減，較高樓層的內部面積，一般比較低樓層的內部面積稍大。

- Notes:
1. The dimensions in the floor plans are all structural dimensions in millimetre.
2. Please refer to page 20 of this sales brochure for legend of the terms and abbreviations in studying the floor plans of residential properties.
- 備註：
1. 樓面平面圖之尺規所列數字為以毫米標示之建築結構尺寸。
2. 請參閱本售樓說明書第20頁之圖例以協助閱讀此部分的住宅物業的樓面平面圖及其顯示之名稱和簡稱。

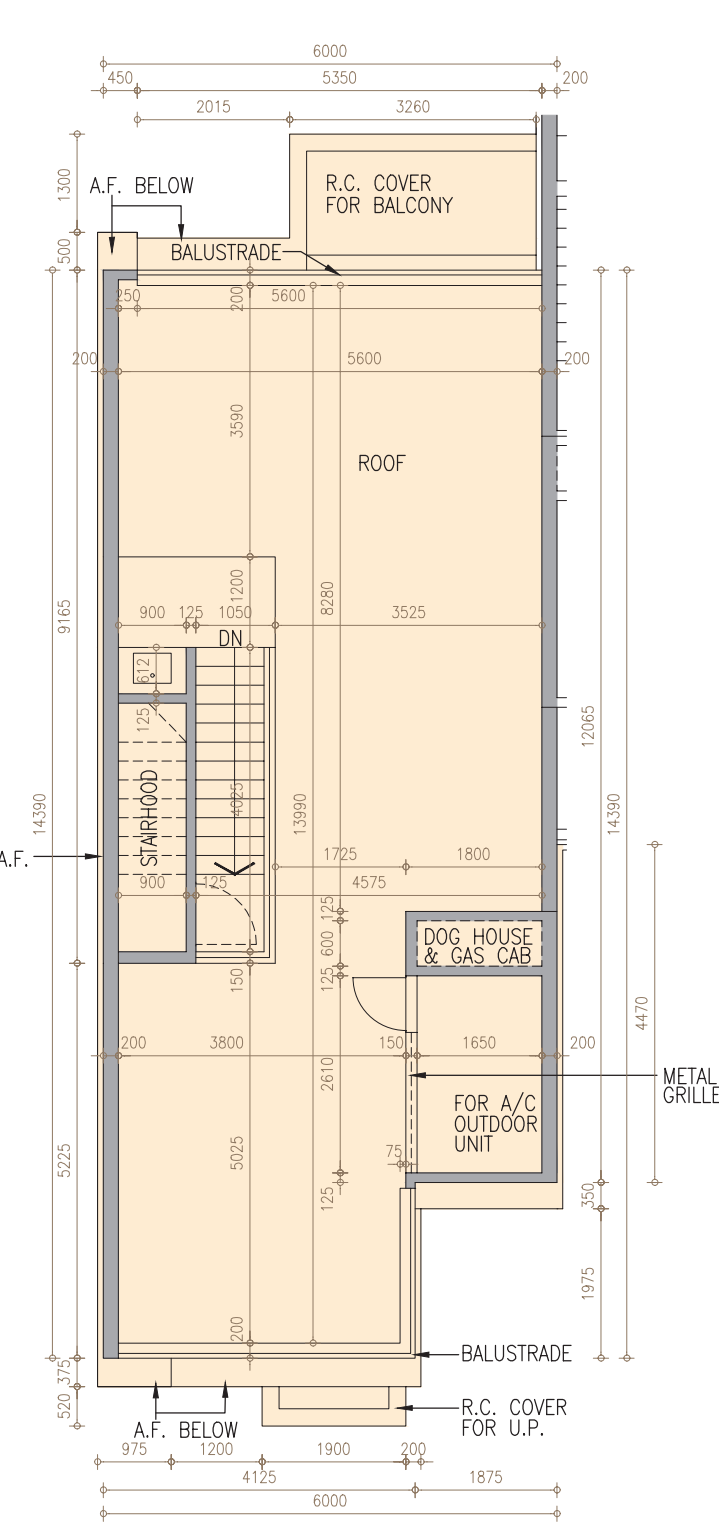
HOUSE 8  
洋房8



LEVEL 2 第2層



LEVEL 3 第3層



LEVEL 5 第5層

S

南

Scale : 0

比例 :

5M(米)

Description 描述	Floor 樓層 House 洋房	LEVEL 2 第2層	LEVEL 3 第3層	LEVEL 5 第5層
The thickness of the floor slabs (excluding plaster) of each residential property (mm) 每個住宅物業的樓板的厚度(不包括灰泥)(毫米)	House 8 洋房8	250	175, 250, 575*	Not Applicable 不適用
Floor-to-floor height of each residential property (mm) 每個住宅物業的層與層之間的高度(毫米)		3200	3200, 3525, 3850	Not Applicable 不適用

The internal areas of the residential properties on the upper floors will generally be slightly larger than those on the lower floors because of the reducing thickness of the structural walls on the upper floors.

因住宅物業的較高樓層的結構牆的厚度遞減，較高樓層的內部面積，一般比較低樓層的內部面積稍大。

- Notes:

1. The dimensions in the floor plans are all structural dimensions in millimetre.

2. Please refer to page 20 of this sales brochure for legend of the terms and abbreviations in studying the floor plans of residential properties.

3. \* Including 325mm thick mass concrete fill.
- 備註:

1. 樓面平面圖之尺規所列數字為以毫米標示之建築結構尺寸。

2. 請參閱本售樓說明書第20頁之圖例以協助閱讀此部分的住宅物業的樓面平面圖及其顯示之名稱和簡稱。

3. \* 包括325毫米厚之混凝土填充層。

TOWER 1 | 1/F

第1座 | 1樓

Description 描述	Tower 座	Unit 單位	A	B
		Floor 樓層		
The thickness of the floor slabs (excluding plaster) of each residential property (mm) 每個住宅物業的樓板的厚度(不包括灰泥)(毫米)	Tower 1 第1座	1/F 1樓	150, 200	150, 200, 225
Floor-to-floor height of each residential property (mm) 每個住宅物業的層與層之間的高度(毫米)			3050, 3500, 3950	3050, 3250, 3500, 3950

The internal areas of the residential properties on the upper floors will generally be slightly larger than those on the lower floors because of the reducing thickness of the structural walls on the upper floors.

因住宅物業的較高樓層的結構牆的厚度遞減，較高樓層的內部面積，一般比較低樓層的內部面積稍大。

Notes:

1.

The dimensions in the floor plans are all structural dimensions in millimetre.
2.

Please refer to page 20 of this sales brochure for legend of the terms and abbreviations in studying the floor plans of residential properties.

備註：

1.

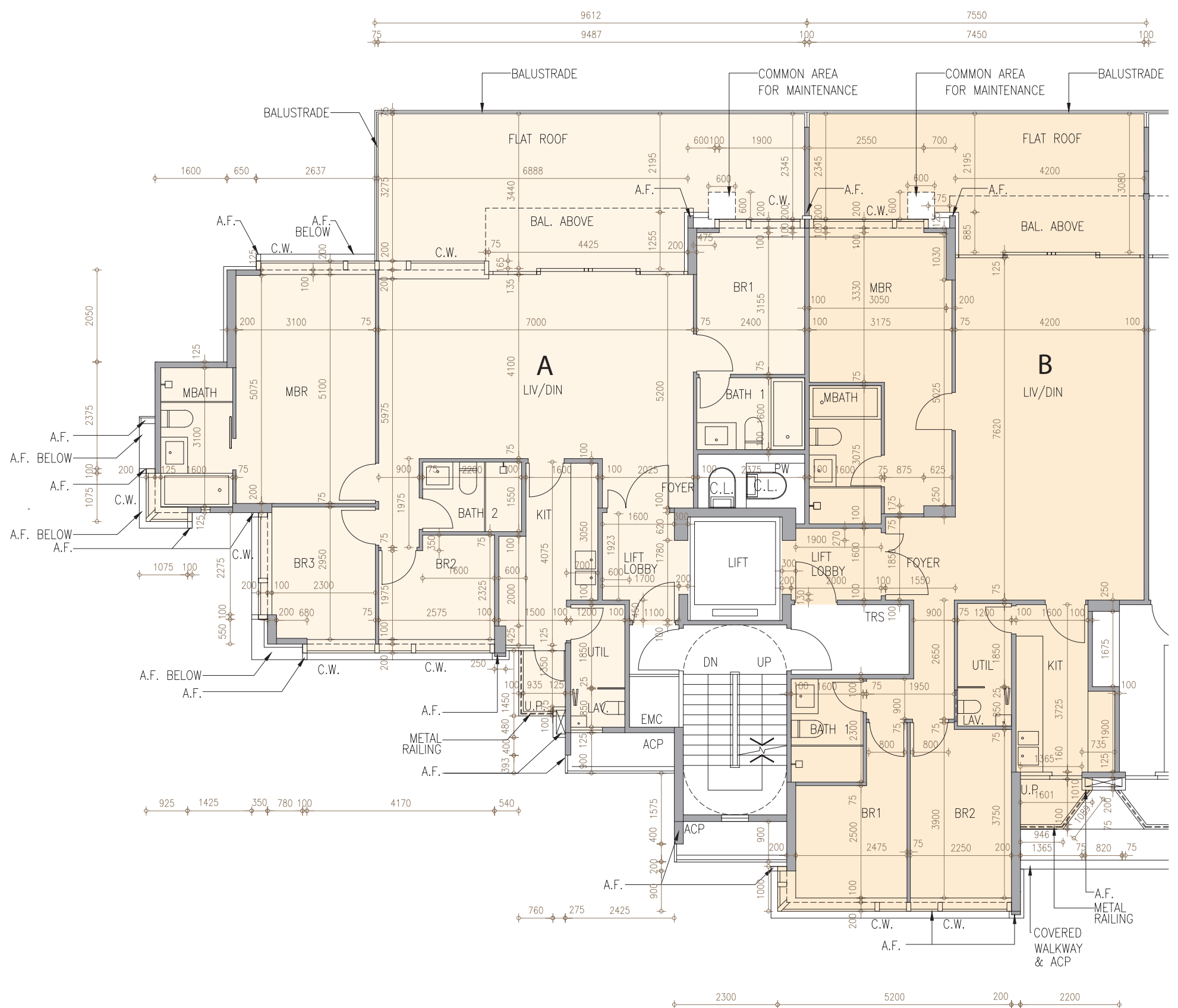
樓面平面圖之尺規所列數字為以毫米標示之建築結構尺寸。
2.

請參閱本售樓說明書第20頁之圖例以協助閱讀此部分的住宅物業的樓面平面圖及其顯示之名稱和簡稱。



# TOWER 1 | 1/F

## 第1座 | 1樓



Scale : 0  
比例 :

5M(米)

### Notes:

- The dimensions in the floor plans are all structural dimensions in millimetre.
- Please refer to page 20 of this sales brochure for legend of the terms and abbreviations in studying the floor plans of residential properties.

### 備註：

- 樓面平面圖之尺規所列數字為以毫米標示之建築結構尺寸。
- 請參閱本售樓說明書第20頁之圖例以協助閱讀此部分的住宅物業的樓面平面圖及其顯示之名稱和簡稱。

TOWER 1 | 2/F-3/F & 5/F

第1座 | 2樓-3樓及5樓

Description 描述	Tower 座	Unit 單位	A	B
		Floor 樓層		
The thickness of the floor slabs (excluding plaster) of each residential property (mm) 每個住宅物業的樓板的厚度 (不包括灰泥) (毫米)	Tower 1 第1座	2/F-3/F 2樓-3樓	150, 200	150, 200, 225
		5/F 5樓	175, 200, 325 <sup>#</sup> , 350 <sup>#</sup> , 500 <sup>*</sup>	175, 200, 225, 325 <sup>#</sup> , 550 <sup>*</sup>
2/F-3/F 2樓-3樓		3500	3500	
5/F 5樓		3500, 3550, 3750, 3950	3500, 3550, 3750, 3950, 4100, 4275	
Floor-to-floor height of each residential property (mm) 每個住宅物業的層與層之間的高度 (毫米)				

The internal areas of the residential properties on the upper floors will generally be slightly larger than those on the lower floors because of the reducing thickness of the structural walls on the upper floors.

因住宅物業的較高樓層的結構牆的厚度遞減，較高樓層的內部面積，一般比較低樓層的內部面積稍大。

Notes:

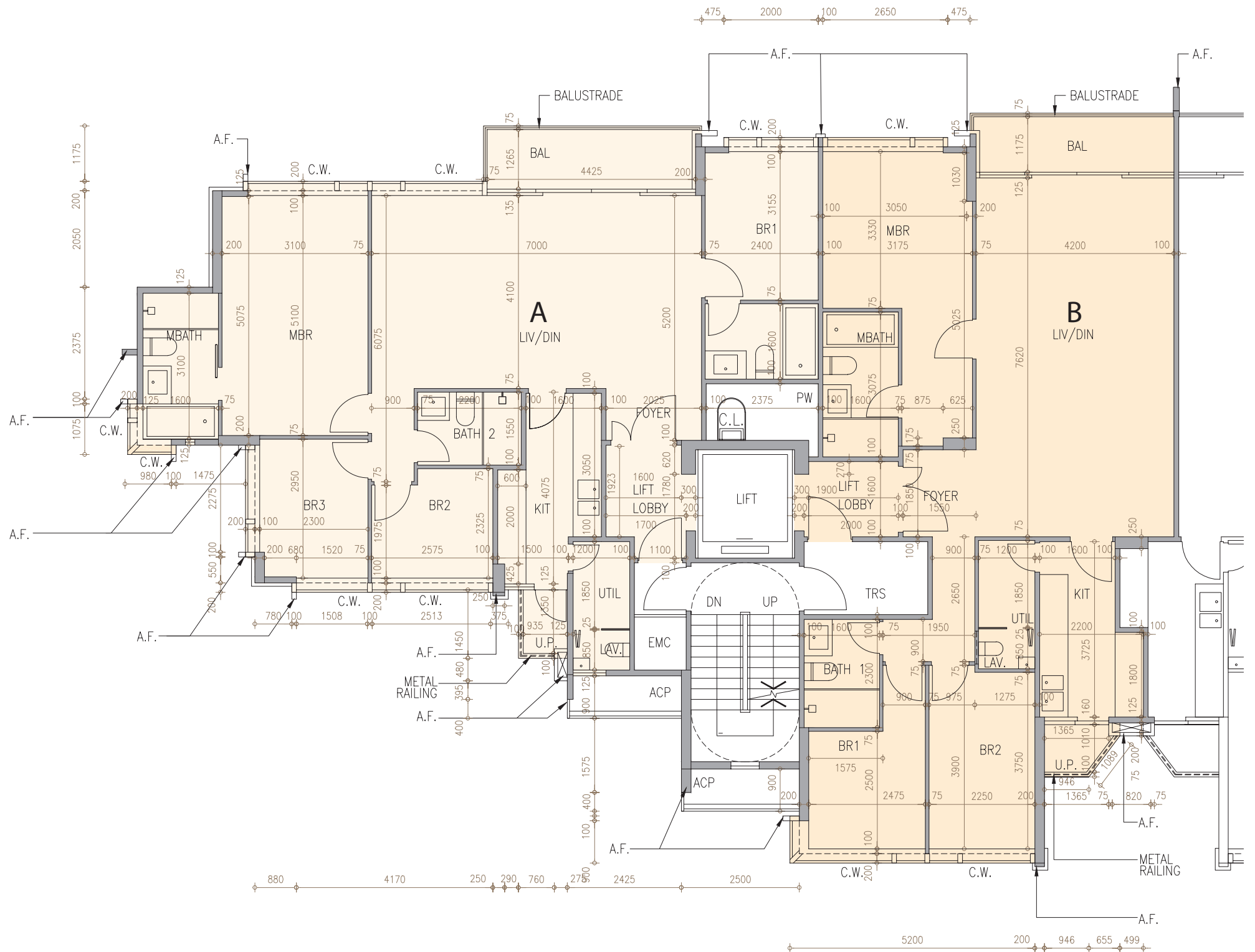
1. The dimensions in the floor plans are all structural dimensions in millimetre.
2. Please refer to page 20 of this sales brochure for legend of the terms and abbreviations in studying the floor plans of residential properties.
3. <sup>\*</sup> Including 325mm thick mass concrete fill.
4. <sup>#</sup> Including 150mm thick mass concrete fill.

備註：

1. 樓面平面圖之尺規所列數字為以毫米標示之建築結構尺寸。
2. 請參閱本售樓說明書第20頁之圖例以協助閱讀此部分的住宅物業的樓面平面圖及其顯示之名稱和簡稱。
3. <sup>\*</sup> 包括325毫米厚之混凝土填充層。
4. <sup>#</sup> 包括150毫米厚之混凝土填充層。

# TOWER 1 | 2/F-3/F & 5/F

## 第1座 | 2樓-3樓及5樓



Scale : 0  
比例 :

5M(米)

### Notes:

- The dimensions in the floor plans are all structural dimensions in millimetre.
- Please refer to page 20 of this sales brochure for legend of the terms and abbreviations in studying the floor plans of residential properties.
- \* Including 325mm thick mass concrete fill.
- # Including 150mm thick mass concrete fill.

### 備註：

- 樓面平面圖之尺規所列數字為以毫米標示之建築結構尺寸。
- 請參閱本售樓說明書第20頁之圖例以協助閱讀此部分的住宅物業的樓面平面圖及其顯示之名稱和簡稱。
- \* 包括325毫米厚之混凝土填充層。
- # 包括150毫米厚之混凝土填充層。

TOWER 1 | ROOF

第1座 | 天台

Description 描述	Tower 座	Unit 單位	A	B
		Floor 樓層		
The thickness of the floor slabs (excluding plaster) of each residential property (mm) 每個住宅物業的樓板的厚度(不包括灰泥)(毫米)	Tower 1 第1座	Roof 天台	Not Applicable 不適用	Not Applicable 不適用
Floor-to-floor height of each residential property (mm) 每個住宅物業的層與層之間的高度(毫米)			Not Applicable 不適用	Not Applicable 不適用

The internal areas of the residential properties on the upper floors will generally be slightly larger than those on the lower floors because of the reducing thickness of the structural walls on the upper floors.

因住宅物業的較高樓層的結構牆的厚度遞減，較高樓層的內部面積，一般比較低樓層的內部面積稍大。

Notes:

1.

The dimensions in the floor plans are all structural dimensions in millimetre.
2.

Please refer to page 20 of this sales brochure for legend of the terms and abbreviations in studying the floor plans of residential properties.

備註：

1.

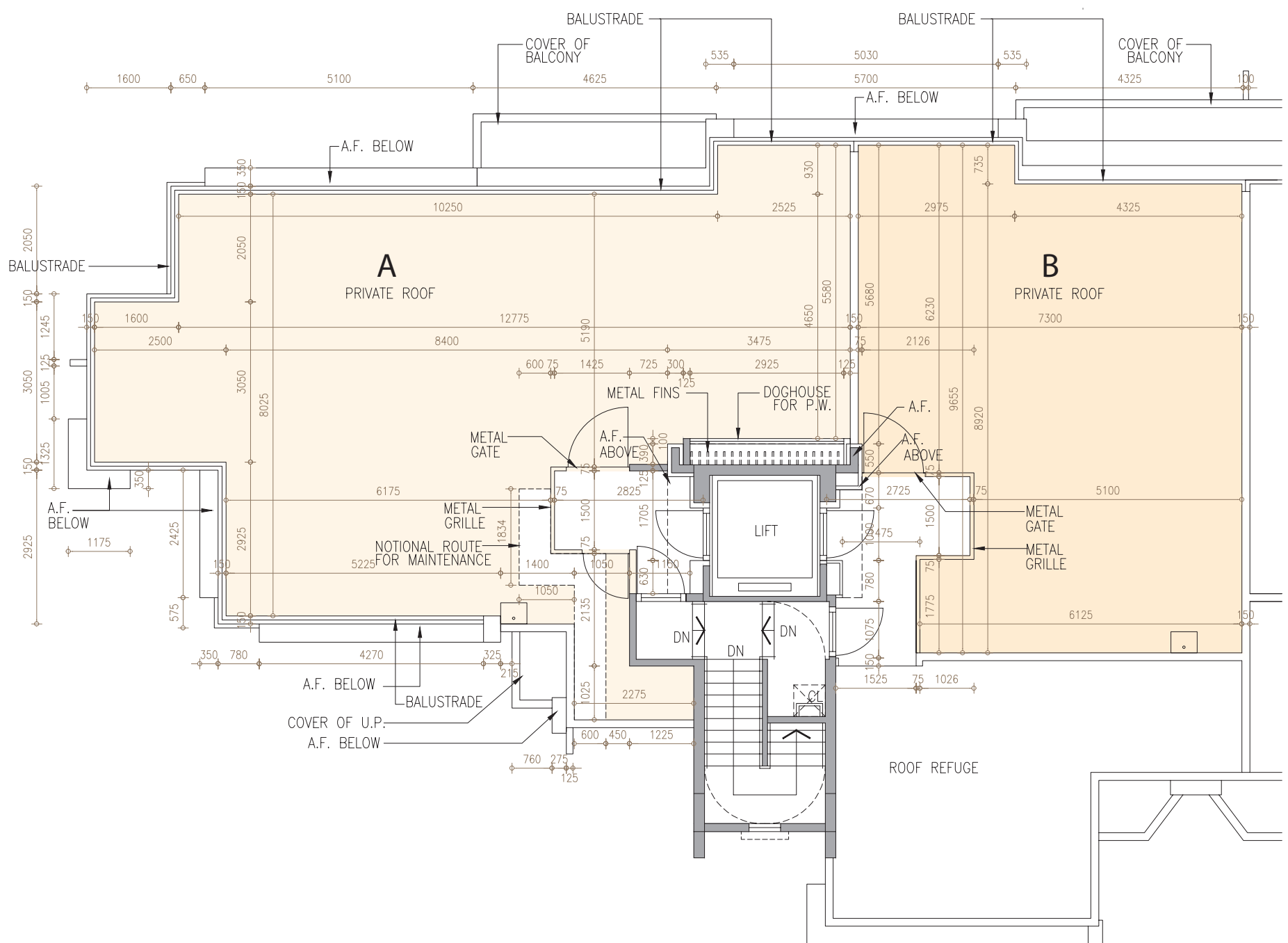
樓面平面圖之尺規所列數字為以毫米標示之建築結構尺寸。
2.

請參閱本售樓說明書第20頁之圖例以協助閱讀此部分的住宅物業的樓面平面圖及其顯示之名稱和簡稱。



# TOWER 1 | ROOF

## 第1座 | 天台



### Notes:

1. The dimensions in the floor plans are all structural dimensions in millimetre.
2. Please refer to page 20 of this sales brochure for legend of the terms and abbreviations in studying the floor plans of residential properties.

### 備註：

1. 樓面平面圖之尺規所列數字為以毫米標示之建築結構尺寸。
2. 請參閱本售樓說明書第20頁之圖例以協助閱讀此部分的住宅物業的樓面平面圖及其顯示之名稱和簡稱。

TOWER 2 | G/F

第2座 | 地下

Description 描述	Tower 座	Unit 單位	A
		Floor 樓層	
The thickness of the floor slabs (excluding plaster) of each residential property (mm) 每個住宅物業的樓板的厚度(不包括灰泥)(毫米)	Tower 2 第2座	G/F 地下	150, 200, 225
Floor-to-floor height of each residential property (mm) 每個住宅物業的層與層之間的高度(毫米)			3050, 3450, 3500

The internal areas of the residential properties on the upper floors will generally be slightly larger than those on the lower floors because of the reducing thickness of the structural walls on the upper floors.

因住宅物業的較高樓層的結構牆的厚度遞減，較高樓層的內部面積，一般比較低樓層的內部面積稍大。

Notes:

1.

The dimensions in the floor plans are all structural dimensions in millimetre.
2.

Please refer to page 20 of this sales brochure for legend of the terms and abbreviations in studying the floor plans of residential properties.

備註：

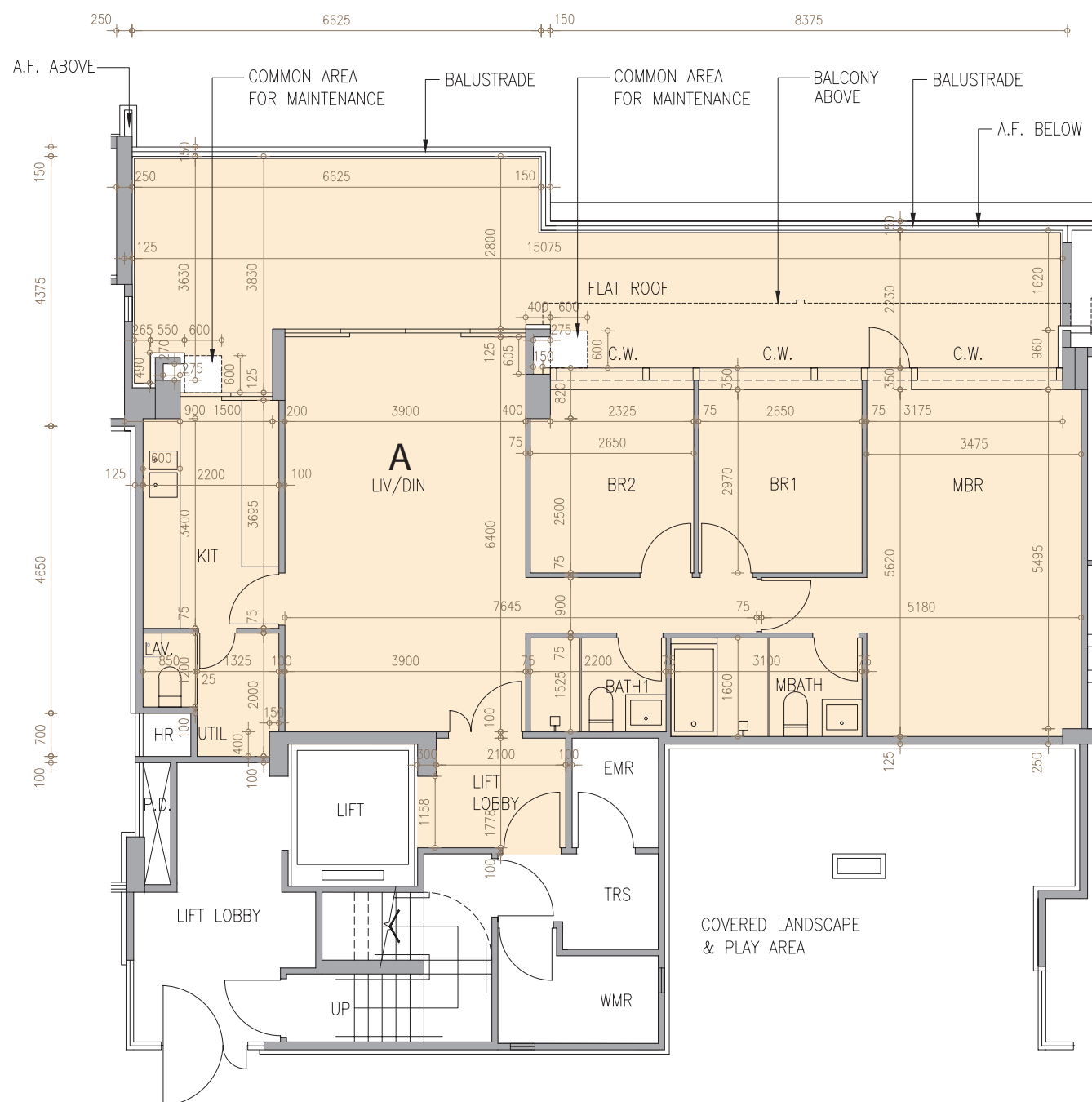
1.

樓面平面圖之尺規所列數字為以毫米標示之建築結構尺寸。
2.

請參閱本售樓說明書第20頁之圖例以協助閱讀此部分的住宅物業的樓面平面圖及其顯示之名稱和簡稱。

# TOWER 2 | G/F

## 第2座 | 地下



Scale : 0

5M(米)

比例 :

### Notes:

1. The dimensions in the floor plans are all structural dimensions in millimetre.
2. Please refer to page 20 of this sales brochure for legend of the terms and abbreviations in studying the floor plans of residential properties.
3. The internal layout of the Unit A on Ground Floor of Tower 2 has been altered by way of exempted building works under the Buildings Ordinance after completion of the Development. Such alteration includes 1) Curb extension at the Master Bedroom. The altered layout has been indicated and clouded in red on the floor plan on page 43B.

### 備註：

1. 樓面平面圖之尺規所列數字為以毫米標示之建築結構尺寸。
2. 請參閱本售樓說明書第20頁之圖例以協助閱讀此部分的住宅物業的樓面平面圖及其顯示之名稱和簡稱。
3. 第2座地下A單位之內部佈局因在發展項目落成後進行獲《建築物條例》豁免的工程而有所改動，該改動包括1)主人睡房圍邊之延伸。有關已改動佈局已於第43B頁之樓面平面圖標示及以紅線環繞標示出來。

TOWER 2 | G/F | AS-IS Layout Floor Plan

第2座 | 地下 | 現狀間隔樓面平面圖

Description 描述	Tower 座	Unit 單位	A
		Floor 樓層	
The thickness of the floor slabs (excluding plaster) of each residential property (mm) 每個住宅物業的樓板的厚度(不包括灰泥)(毫米)	Tower 2 第2座	G/F 地下	150, 200, 225
Floor-to-floor height of each residential property (mm) 每個住宅物業的層與層之間的高度(毫米)			3050, 3450, 3500

The internal areas of the residential properties on the upper floors will generally be slightly larger than those on the lower floors because of the reducing thickness of the structural walls on the upper floors.

因住宅物業的較高樓層的結構牆的厚度遞減，較高樓層的內部面積，一般比較低樓層的內部面積稍大。

Notes:

1. The dimensions in the floor plans are all structural dimensions in millimetre.

2. Please refer to page 20 of this sales brochure for legend of the terms and abbreviations in studying the floor plans of residential properties.

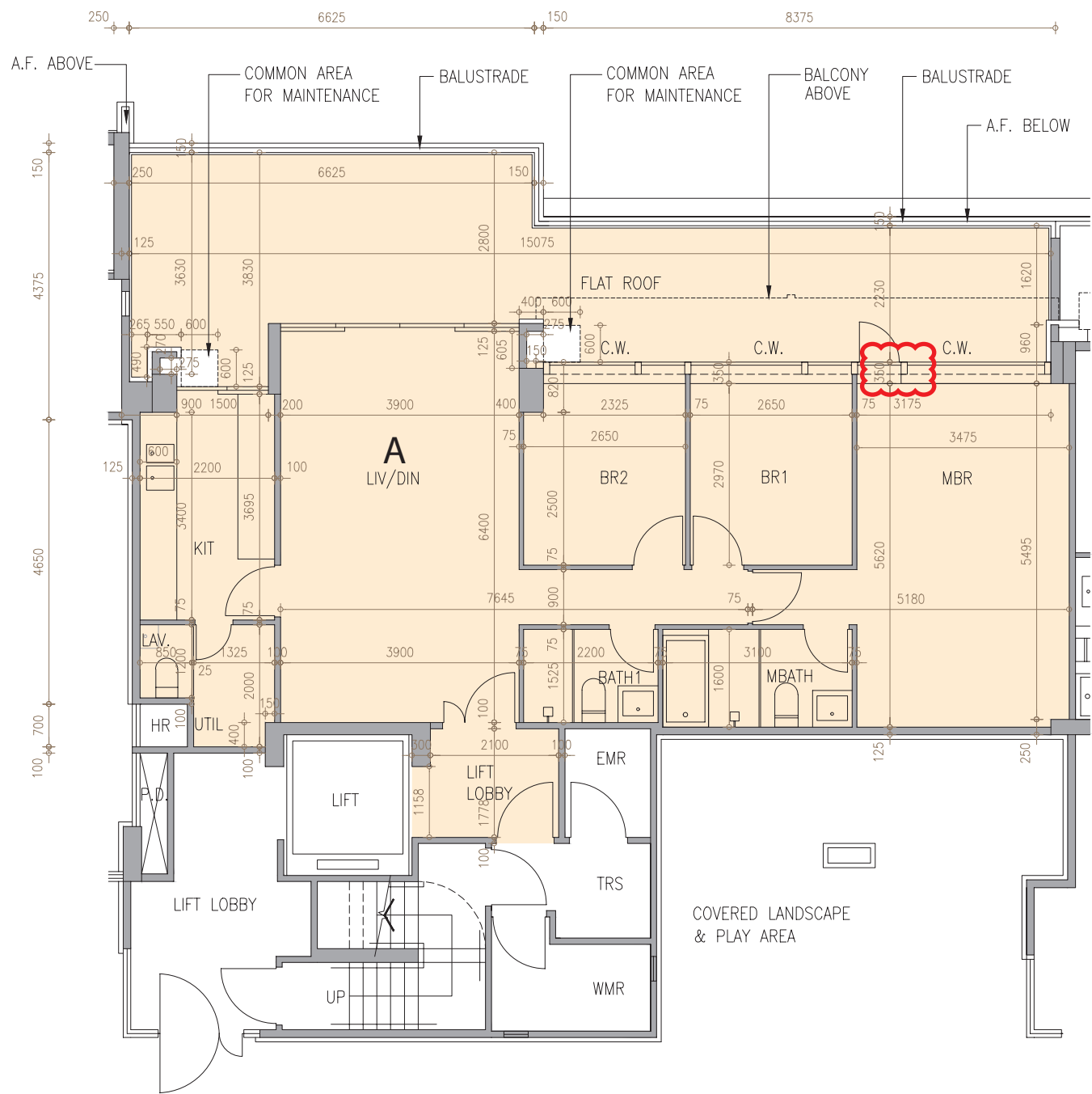
備註：

1. 樓面平面圖之尺規所列數字為以毫米標示之建築結構尺寸。

2. 請參閱本售樓說明書第20頁之圖例以協助閱讀此部分的住宅物業的樓面平面圖及其顯示之名稱和簡稱。



TOWER 2 | G/F | AS-IS Layout Floor Plan  
第2座 | 地下 | 現狀間隔樓面平面圖



Scale : 0  
比例 :

5M(米)

Notes:

- The dimensions in the floor plans are all structural dimensions in millimetre.
- Please refer to page 20 of this sales brochure for legend of the terms and abbreviations in studying the floor plans of residential properties.

備註：

- 樓面平面圖之尺規所列數字為以毫米標示之建築結構尺寸。
- 請參閱本售樓說明書第20頁之圖例以協助閱讀此部分的住宅物業的樓面平面圖及其顯示之名稱和簡稱。

TOWER 2 | 1/F

第2座 | 1樓

Description 描述	Tower 座	Unit 單位	A	B
		Floor 樓層		
The thickness of the floor slabs (excluding plaster) of each residential property (mm) 每個住宅物業的樓板的厚度(不包括灰泥)(毫米)	Tower 2 第2座	1/F 1樓	150, 200, 225	150, 200, 225
Floor-to-floor height of each residential property (mm) 每個住宅物業的層與層之間的高度(毫米)			3050, 3500, 3700, 3950	3050, 3500, 3700, 3950

The internal areas of the residential properties on the upper floors will generally be slightly larger than those on the lower floors because of the reducing thickness of the structural walls on the upper floors.

因住宅物業的較高樓層的結構牆的厚度遞減，較高樓層的內部面積，一般比較低樓層的內部面積稍大。

Notes:

1.

The dimensions in the floor plans are all structural dimensions in millimetre.
2.

Please refer to page 20 of this sales brochure for legend of the terms and abbreviations in studying the floor plans of residential properties.

備註：

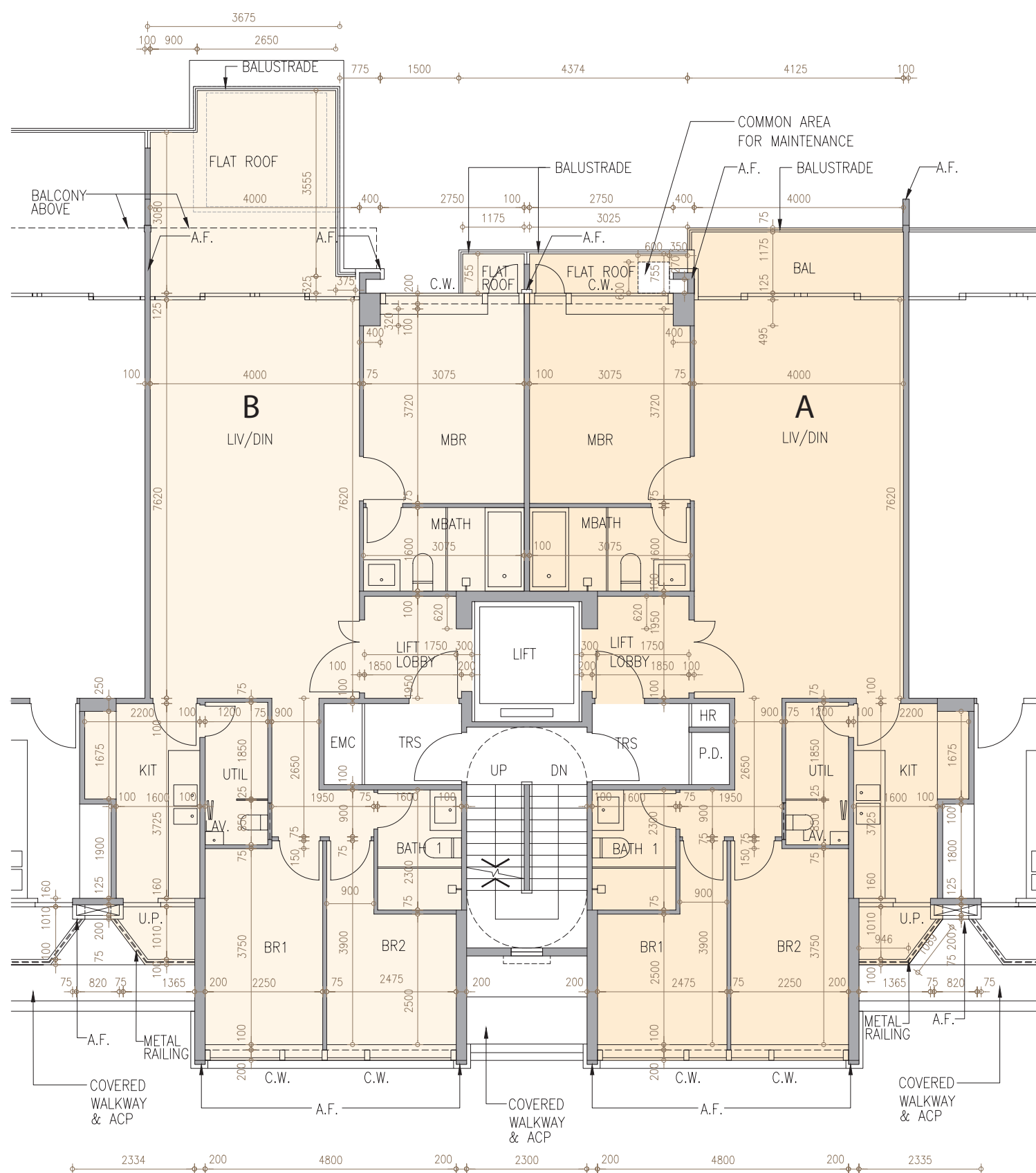
1.

樓面平面圖之尺規所列數字為以毫米標示之建築結構尺寸。
2.

請參閱本售樓說明書第20頁之圖例以協助閱讀此部分的住宅物業的樓面平面圖及其顯示之名稱和簡稱。

# TOWER 2 | 1/F

## 第2座 | 1樓



Scale : 0  
比例 :

5M(米)

### Notes:

- The dimensions in the floor plans are all structural dimensions in millimetre.
- Please refer to page 20 of this sales brochure for legend of the terms and abbreviations in studying the floor plans of residential properties.
- The internal layout of the Unit A and B on 1st Floor of Tower 2 has been altered by way of exempted building works under the Buildings Ordinance after completion of the Development. Such alteration includes 1) Curb extension at the Master Bedroom. The altered layout has been indicated and clouded in red on the floor plan on page 45B.

### 備註：

- 樓面平面圖之尺規所列數字為以毫米標示之建築結構尺寸。
- 請參閱本售樓說明書第20頁之圖例以協助閱讀此部分的住宅物業的樓面平面圖及其顯示之名稱和簡稱。
- 第2座1樓A及B單位之內部佈局因在發展項目落成後進行獲《建築物條例》豁免的工程而有所改動，該改動包括1)主人睡房圍邊之延伸。有關已改動佈局已於第45B頁之樓面平面圖標示及以紅線環繞標示出來。

TOWER 2 | 1/F | AS-IS Layout Floor Plan

第2座 | 1樓 | 現狀間隔樓面平面圖

Description 描述	Tower 座	Unit 單位	A	B
		Floor 樓層		
The thickness of the floor slabs (excluding plaster) of each residential property (mm) 每個住宅物業的樓板的厚度(不包括灰泥)(毫米)	Tower 2 第2座	1/F 1樓	150, 200, 225	150, 200, 225
Floor-to-floor height of each residential property (mm) 每個住宅物業的層與層之間的高度(毫米)			3050, 3500, 3700, 3950	3050, 3500, 3700, 3950

The internal areas of the residential properties on the upper floors will generally be slightly larger than those on the lower floors because of the reducing thickness of the structural walls on the upper floors.

因住宅物業的較高樓層的結構牆的厚度遞減，較高樓層的內部面積，一般比較低樓層的內部面積稍大。

Notes:

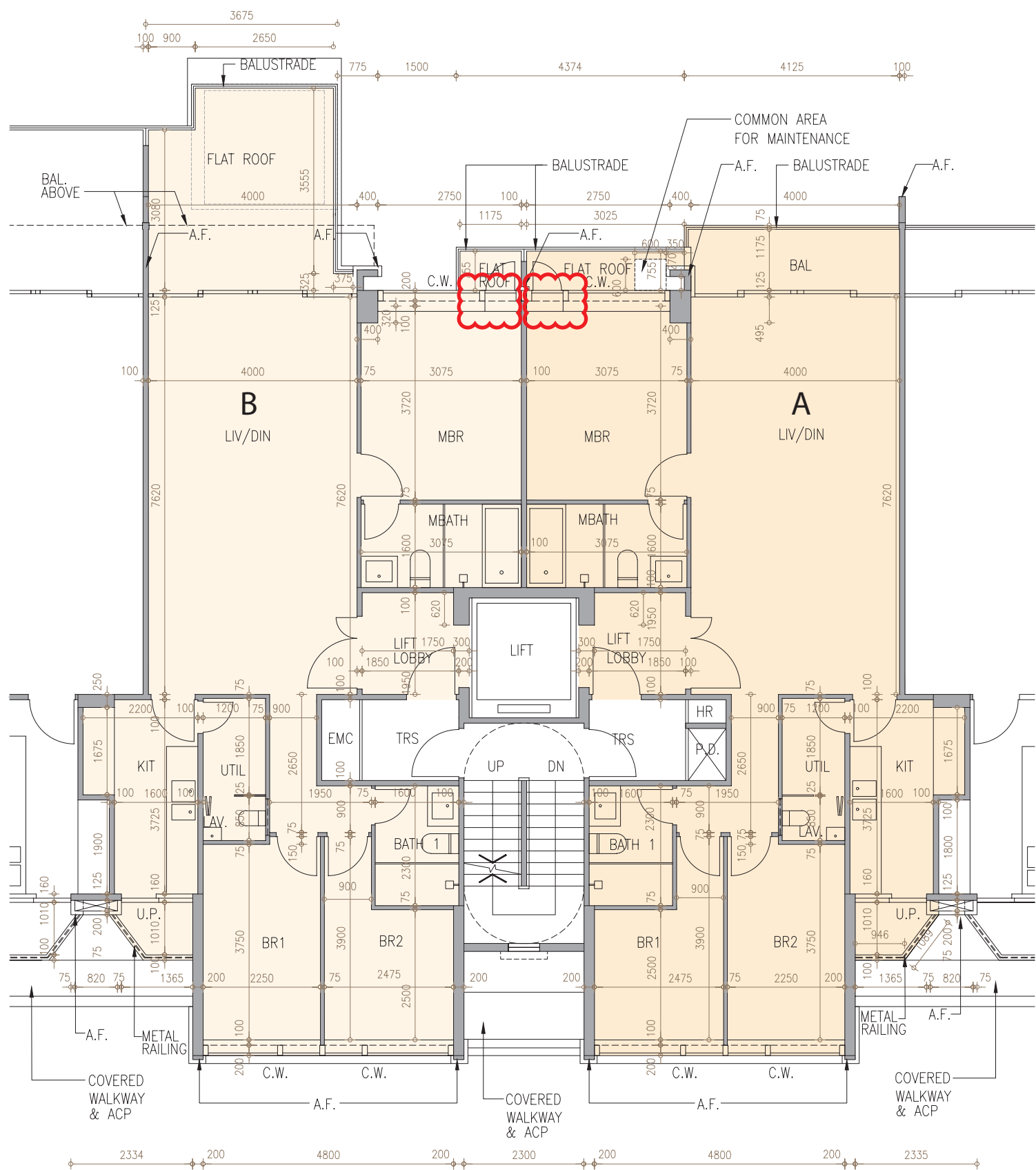
1. The dimensions in the floor plans are all structural dimensions in millimetre.
2. Please refer to page 20 of this sales brochure for legend of the terms and abbreviations in studying the floor plans of residential properties.

備註：

1. 樓面平面圖之尺規所列數字為以毫米標示之建築結構尺寸。
2. 請參閱本售樓說明書第20頁之圖例以協助閱讀此部分的住宅物業的樓面平面圖及其顯示之名稱和簡稱。



TOWER 2 | 1/F | AS-IS Layout Floor Plan  
第2座 | 1樓 | 現狀間隔樓面平面圖



Scale : 0 5M(米)  
比例 :

Notes:

- The dimensions in the floor plans are all structural dimensions in millimetre.
- Please refer to page 20 of this sales brochure for legend of the terms and abbreviations in studying the floor plans of residential properties.

備註：

- 樓面平面圖之尺規所列數字為以毫米標示之建築結構尺寸。
- 請參閱本售樓說明書第20頁之圖例以協助閱讀此部分的住宅物業的樓面平面圖及其顯示之名稱和簡稱。

TOWER 2 | 2/F-3/F & 5/F

第2座 | 2樓-3樓及5樓

Description 描述	Tower 座	Unit 單位	A	B
		Floor 樓層		
The thickness of the floor slabs (excluding plaster) of each residential property (mm) 每個住宅物業的樓板的厚度 (不包括灰泥) (毫米)	Tower 2 第2座	2/F-3/F 2樓-3樓	150, 200, 225	150, 200, 225
		5/F 5樓	175, 200, 225, 325 <sup>#</sup> , 550 <sup>*</sup>	175, 200, 225, 325 <sup>#</sup> , 550 <sup>*</sup>
2/F-3/F 2樓-3樓		3500	3500	
5/F 5樓		3500, 3550, 3750, 3850, 3950, 4100	3500, 3550, 3750, 3850, 3950, 4100	
Floor-to-floor height of each residential property (mm) 每個住宅物業的層與層之間的高度 (毫米)				

The internal areas of the residential properties on the upper floors will generally be slightly larger than those on the lower floors because of the reducing thickness of the structural walls on the upper floors.

因住宅物業的較高樓層的結構牆的厚度遞減，較高樓層的內部面積，一般比較低樓層的內部面積稍大。

Notes:

1.

The dimensions in the floor plans are all structural dimensions in millimetre.
2.

Please refer to page 20 of this sales brochure for legend of the terms and abbreviations in studying the floor plans of residential properties.
3.

<sup>\*</sup> Including 325mm thick mass concrete fill.
4.

<sup>#</sup> Including 150mm thick mass concrete fill.

備註：

1.

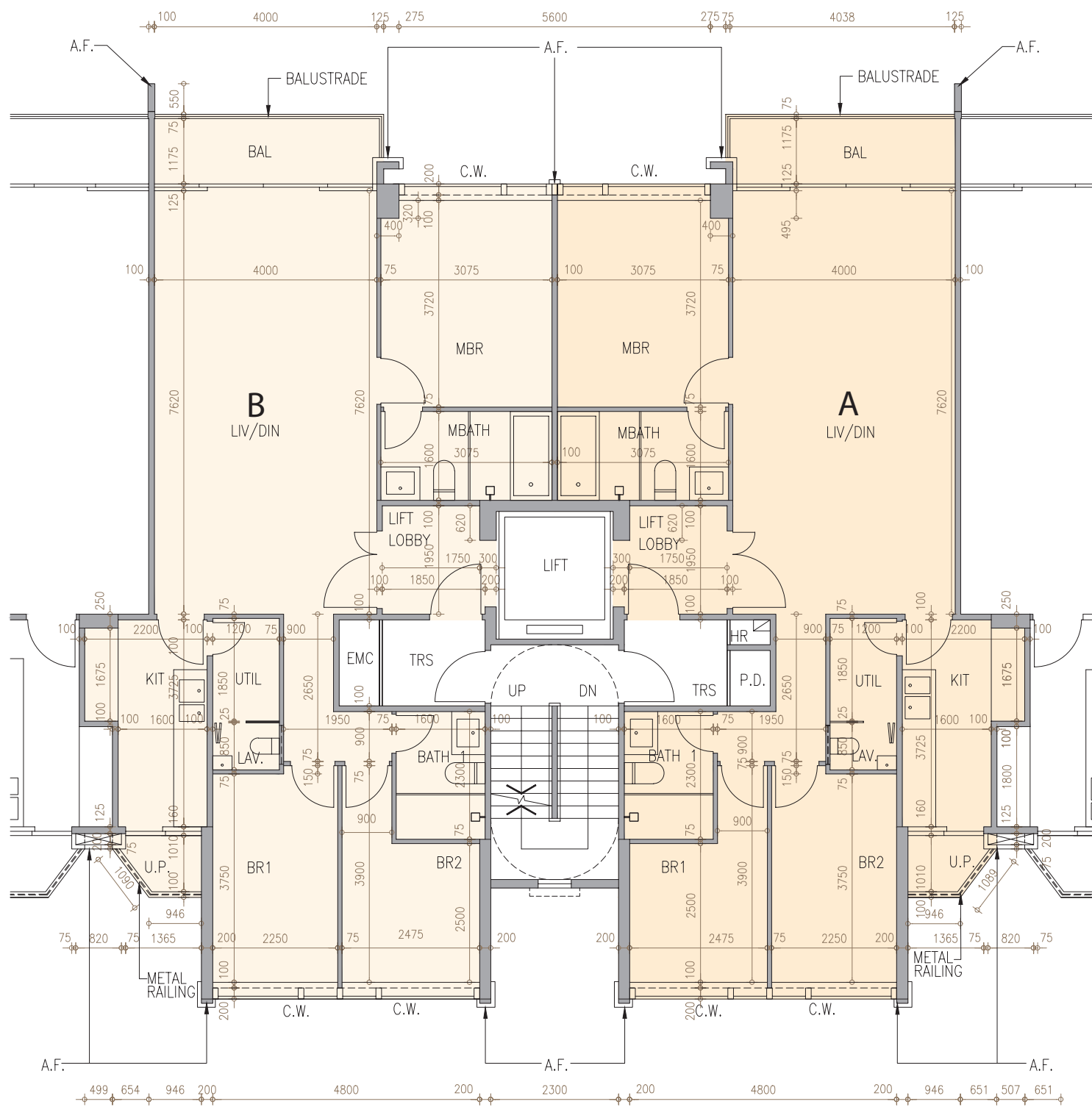
樓面平面圖之尺規所列數字為以毫米標示之建築結構尺寸。
2.

請參閱本售樓說明書第20頁之圖例以協助閱讀此部分的住宅物業的樓面平面圖及其顯示之名稱和簡稱。
3.

<sup>\*</sup> 包括325毫米厚之混凝土填充層。
4.

<sup>#</sup> 包括150毫米厚之混凝土填充層。

TOWER 2 | 2/F-3/F & 5/F  
第2座 | 2樓-3樓及5樓



Scale : 0  
比例 :

5M(米)

Notes:

1. The dimensions in the floor plans are all structural dimensions in millimetre.
2. Please refer to page 20 of this sales brochure for legend of the terms and abbreviations in studying the floor plans of residential properties.
3. \* Including 325mm thick mass concrete fill.
4. # Including 150mm thick mass concrete fill.

備註：

1. 樓面平面圖之尺規所列數字為以毫米標示之建築結構尺寸。
2. 請參閱本售樓說明書第20頁之圖例以協助閱讀此部分的住宅物業的樓面平面圖及其顯示之名稱和簡稱。
3. \* 包括325毫米厚之混凝土填充層。
4. # 包括150毫米厚之混凝土填充層。

TOWER 2 | ROOF

第2座 | 天台

Description 描述	Tower 座	Unit 單位	A	B
		Floor 樓層		
The thickness of the floor slabs (excluding plaster) of each residential property (mm) 每個住宅物業的樓板的厚度(不包括灰泥)(毫米)	Tower 2 第2座	Roof 天台	Not Applicable 不適用	Not Applicable 不適用
Floor-to-floor height of each residential property (mm) 每個住宅物業的層與層之間的高度(毫米)			Not Applicable 不適用	Not Applicable 不適用

The internal areas of the residential properties on the upper floors will generally be slightly larger than those on the lower floors because of the reducing thickness of the structural walls on the upper floors.

因住宅物業的較高樓層的結構牆的厚度遞減，較高樓層的內部面積，一般比較低樓層的內部面積稍大。

Notes:

1.

The dimensions in the floor plans are all structural dimensions in millimetre.
2.

Please refer to page 20 of this sales brochure for legend of the terms and abbreviations in studying the floor plans of residential properties.

備註：

1.

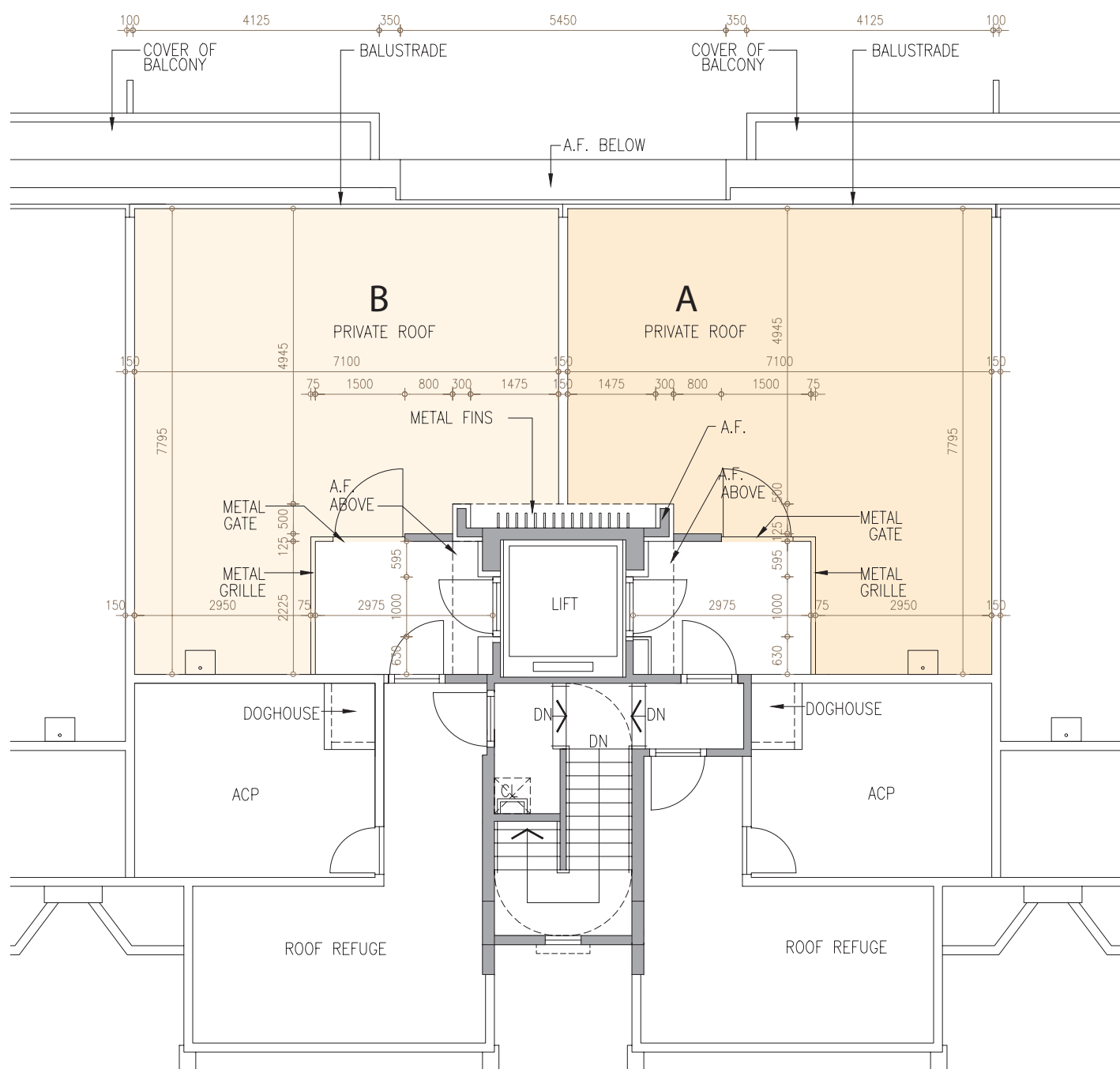
樓面平面圖之尺規所列數字為以毫米標示之建築結構尺寸。
2.

請參閱本售樓說明書第20頁之圖例以協助閱讀此部分的住宅物業的樓面平面圖及其顯示之名稱和簡稱。



# TOWER 2 | ROOF

## 第2座 | 天台



Scale : 0  
比例 :

5M(米)

### Notes:

- The dimensions in the floor plans are all structural dimensions in millimetre.
- Please refer to page 20 of this sales brochure for legend of the terms and abbreviations in studying the floor plans of residential properties.

### 備註：

- 樓面平面圖之尺規所列數字為以毫米標示之建築結構尺寸。
- 請參閱本售樓說明書第20頁之圖例以協助閱讀此部分的住宅物業的樓面平面圖及其顯示之名稱和簡稱。

TOWER 3 | G/F

第3座 | 地下

Description 描述	Tower 座	Unit 單位	A
		Floor 樓層	
The thickness of the floor slabs (excluding plaster) of each residential property (mm) 每個住宅物業的樓板的厚度(不包括灰泥)(毫米)	Tower 3 第3座	G/F 地下	150, 175, 200
Floor-to-floor height of each residential property (mm) 每個住宅物業的層與層之間的高度(毫米)			3050, 3450, 3500

The internal areas of the residential properties on the upper floors will generally be slightly larger than those on the lower floors because of the reducing thickness of the structural walls on the upper floors.

因住宅物業的較高樓層的結構牆的厚度遞減，較高樓層的內部面積，一般比較低樓層的內部面積稍大。

Notes:

備註：

1. The dimensions in the floor plans are all structural dimensions in millimetre.

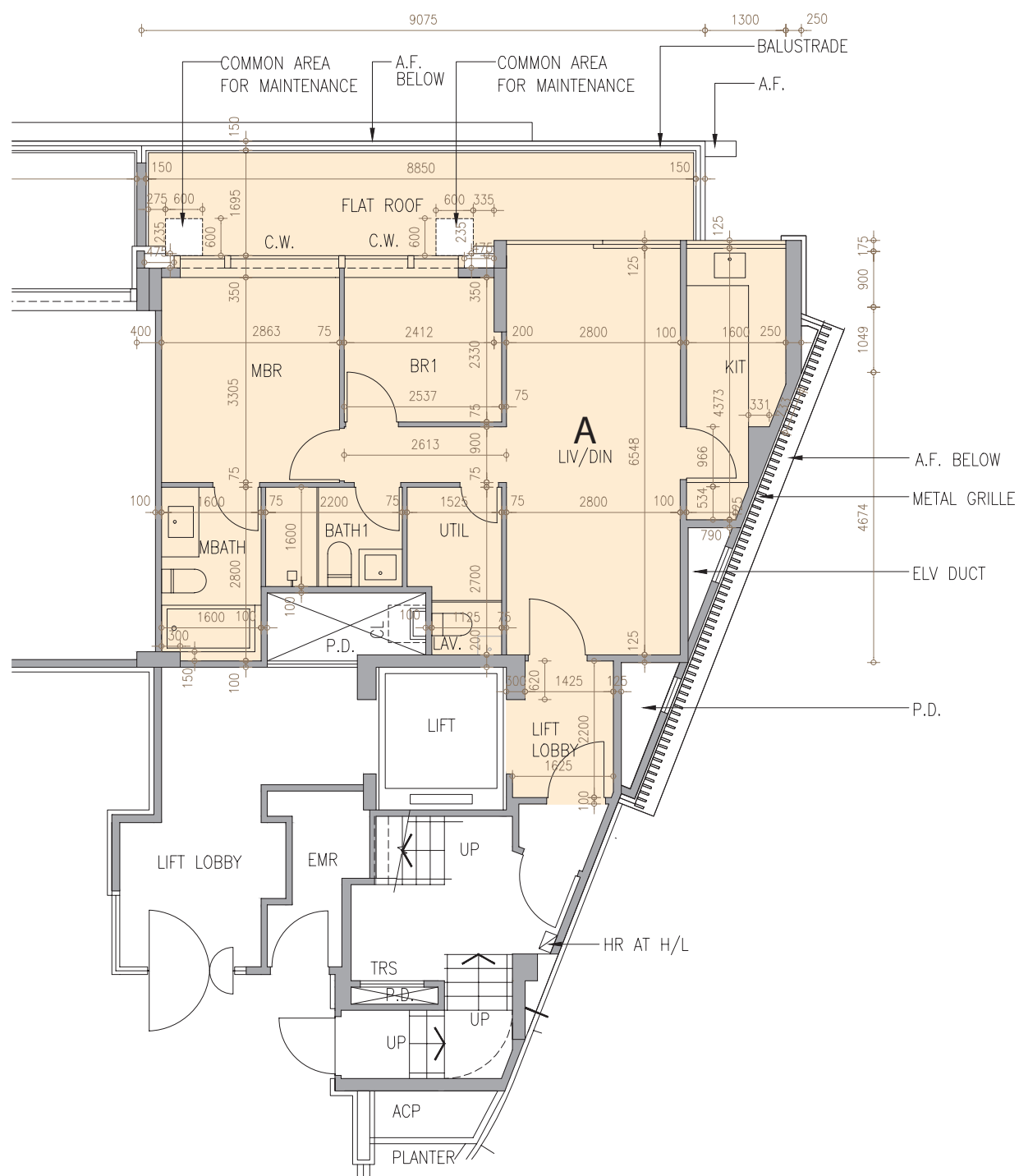
1. 樓面平面圖之尺規所列數字為以毫米標示之建築結構尺寸。

2. Please refer to page 20 of this sales brochure for legend of the terms and abbreviations in studying the floor plans of residential properties.

2. 請參閱本售樓說明書第20頁之圖例以協助閱讀此部分的住宅物業的樓面平面圖及其顯示之名稱和簡稱。

# TOWER 3 | G/F

## 第3座 | 地下



Scale : 0  
比例 :

5M(米)

### Notes:

- The dimensions in the floor plans are all structural dimensions in millimetre.
- Please refer to page 20 of this sales brochure for legend of the terms and abbreviations in studying the floor plans of residential properties.

### 備註：

- 樓面平面圖之尺規所列數字為以毫米標示之建築結構尺寸。
- 請參閱本售樓說明書第20頁之圖例以協助閱讀此部分的住宅物業的樓面平面圖及其顯示之名稱和簡稱。

TOWER 3 | 1/F

第3座 | 1樓

Description 描述	Tower 座	Unit 單位	A	B
		Floor 樓層		
The thickness of the floor slabs (excluding plaster) of each residential property (mm) 每個住宅物業的樓板的厚度(不包括灰泥)(毫米)	Tower 3 第3座	1/F 1樓	150, 200	150, 200, 225
Floor-to-floor height of each residential property (mm) 每個住宅物業的層與層之間的高度(毫米)			3050, 3450, 3500, 3900, 3950	3050, 3250, 3450, 3500, 3950

The internal areas of the residential properties on the upper floors will generally be slightly larger than those on the lower floors because of the reducing thickness of the structural walls on the upper floors.

因住宅物業的較高樓層的結構牆的厚度遞減，較高樓層的內部面積，一般比較低樓層的內部面積稍大。

Notes:

1.

The dimensions in the floor plans are all structural dimensions in millimetre.
2.

Please refer to page 20 of this sales brochure for legend of the terms and abbreviations in studying the floor plans of residential properties.

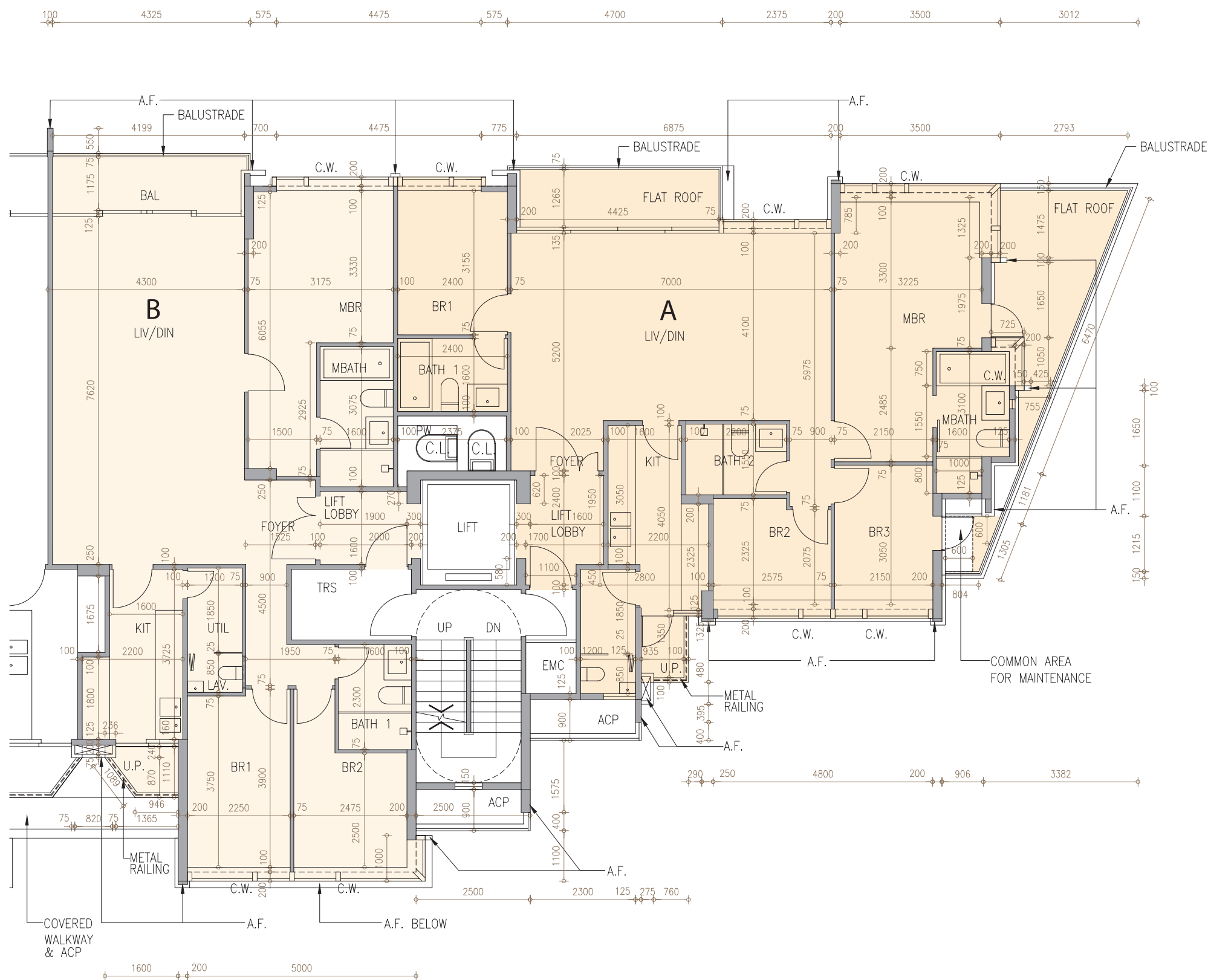
備註：

1.

樓面平面圖之尺規所列數字為以毫米標示之建築結構尺寸。
2.

請參閱本售樓說明書第20頁之圖例以協助閱讀此部分的住宅物業的樓面平面圖及其顯示之名稱和簡稱。

TOWER 3 | 1/F  
第3座 | 1樓



 S 南 Scale : 0 5M(米)  
比例 : 

Notes:

1. The dimensions in the floor plans are all structural dimensions in millimetre.
2. Please refer to page 20 of this sales brochure for legend of the terms and abbreviations in studying the floor plans of residential properties.

備註：

1. 樓面平面圖之尺規所列數字為以毫米標示之建築結構尺寸。
2. 請參閱本售樓說明書第20頁之圖例以協助閱讀此部分的住宅物業的樓面平面圖及其顯示之名稱和簡稱。



TOWER 3 | 2/F-3/F & 5/F  
第3座 | 2樓-3樓及5樓

Description 描述	Tower 座	Unit 單位	A	B
		Floor 樓層		
The thickness of the floor slabs (excluding plaster) of each residential property (mm) 每個住宅物業的樓板的厚度 (不包括灰泥) (毫米)	Tower 3 第3座	2/F-3/F 2樓-3樓	150, 200	150, 200, 225
		5/F 5樓	175, 200, 325 <sup>#</sup> , 375 <sup>#</sup> , 500 <sup>*</sup>	175, 200, 225, 325 <sup>#</sup> , 550 <sup>*</sup>
2/F-3/F 2樓-3樓		3500	3500	
5/F 5樓		3500, 3550, 3750, 3950	3500, 3550, 3750, 3950, 4100, 4275	
Floor-to-floor height of each residential property (mm) 每個住宅物業的層與層之間的高度 (毫米)				

The internal areas of the residential properties on the upper floors will generally be slightly larger than those on the lower floors because of the reducing thickness of the structural walls on the upper floors.

因住宅物業的較高樓層的結構牆的厚度遞減，較高樓層的內部面積，一般比較低樓層的內部面積稍大。

Notes:

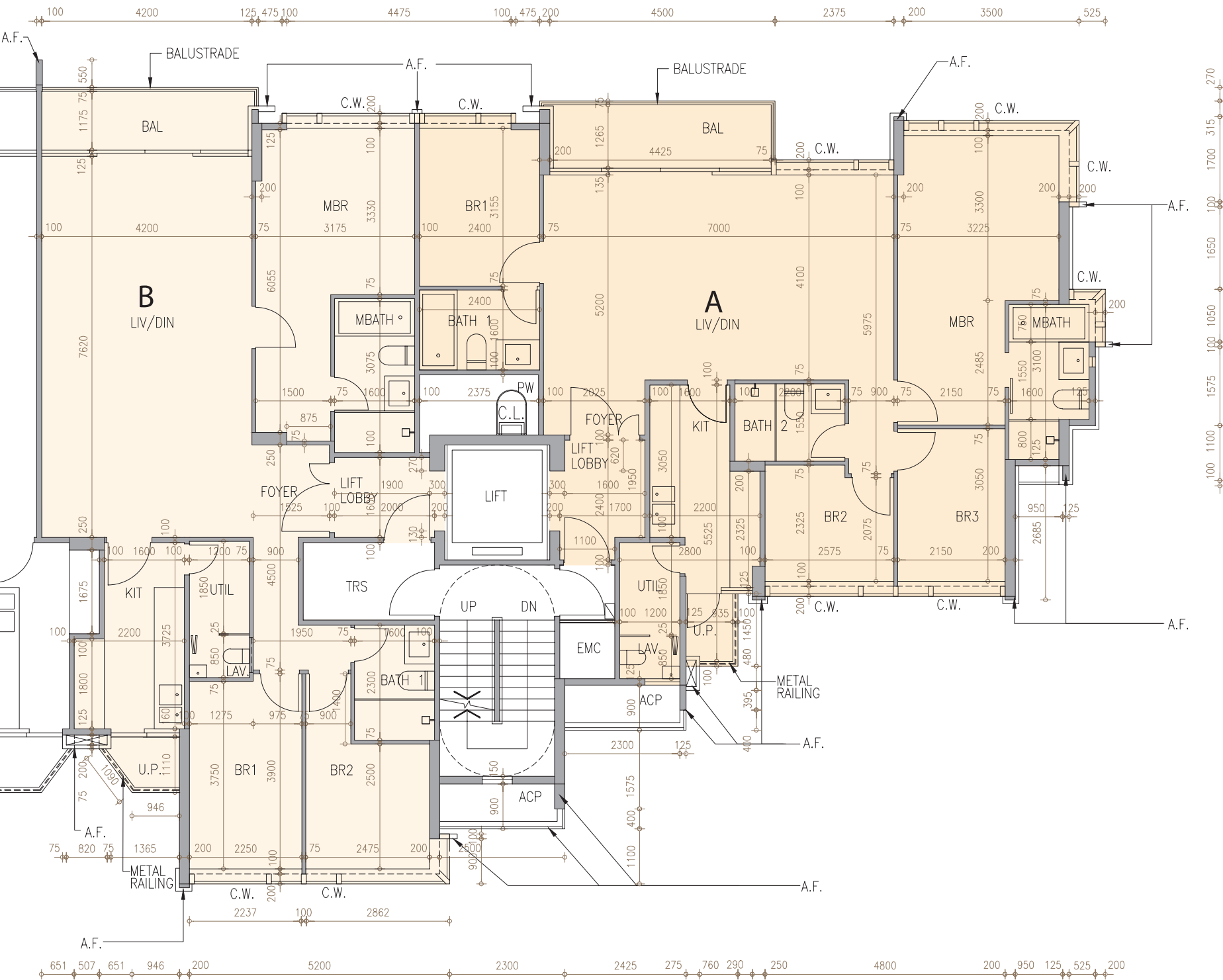
- 1. The dimensions in the floor plans are all structural dimensions in millimetre.
- 2. Please refer to page 20 of this sales brochure for legend of the terms and abbreviations in studying the floor plans of residential properties.
- 3. <sup>\*</sup> Including 325mm thick mass concrete fill.
- 4. <sup>#</sup> Including 150mm thick mass concrete fill.

備註：

- 1. 樓面平面圖之尺規所列數字為以毫米標示之建築結構尺寸。
- 2. 請參閱本售樓說明書第20頁之圖例以協助閱讀此部分的住宅物業的樓面平面圖及其顯示之名稱和簡稱。
- 3. <sup>\*</sup> 包括325毫米厚之混凝土填充層。
- 4. <sup>#</sup> 包括150毫米厚之混凝土填充層。

# TOWER 3 | 2/F-3/F & 5/F

## 第3座 | 2樓-3樓及5樓



Scale : 0  
比例 :

5M(米)

### Notes:

- The dimensions in the floor plans are all structural dimensions in millimetre.
- Please refer to page 20 of this sales brochure for legend of the terms and abbreviations in studying the floor plans of residential properties.
- \* Including 325mm thick mass concrete fill.
- # Including 150mm thick mass concrete fill.

### 備註：

- 樓面平面圖之尺規所列數字為以毫米標示之建築結構尺寸。
- 請參閱本售樓說明書第20頁之圖例以協助閱讀此部分的住宅物業的樓面平面圖及其顯示之名稱和簡稱。
- \* 包括325毫米厚之混凝土填充層。
- # 包括150毫米厚之混凝土填充層。

TOWER 3 | ROOF

第3座 | 天台

Description 描述	Tower 座	Unit 單位	A	B
		Floor 樓層		
The thickness of the floor slabs (excluding plaster) of each residential property (mm) 每個住宅物業的樓板的厚度(不包括灰泥)(毫米)	Tower 3 第3座	Roof 天台	Not Applicable 不適用	Not Applicable 不適用
Floor-to-floor height of each residential property (mm) 每個住宅物業的層與層之間的高度(毫米)			Not Applicable 不適用	Not Applicable 不適用

The internal areas of the residential properties on the upper floors will generally be slightly larger than those on the lower floors because of the reducing thickness of the structural walls on the upper floors.

因住宅物業的較高樓層的結構牆的厚度遞減，較高樓層的內部面積，一般比較低樓層的內部面積稍大。

Notes:

1.

The dimensions in the floor plans are all structural dimensions in millimetre.
2.

Please refer to page 20 of this sales brochure for legend of the terms and abbreviations in studying the floor plans of residential properties.

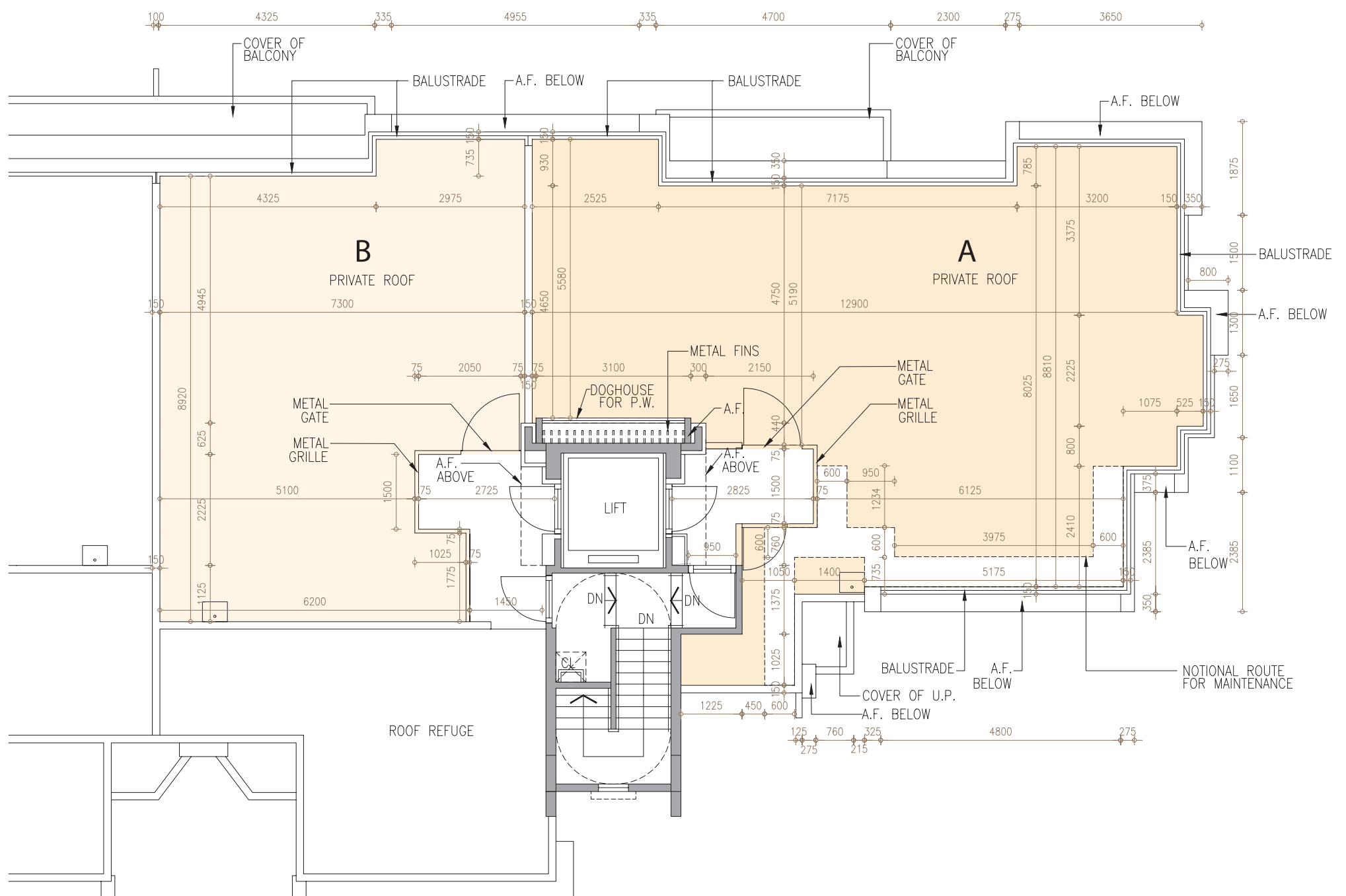
備註：

1.

樓面平面圖之尺規所列數字為以毫米標示之建築結構尺寸。
2.

請參閱本售樓說明書第20頁之圖例以協助閱讀此部分的住宅物業的樓面平面圖及其顯示之名稱和簡稱。

TOWER 3 | ROOF  
第3座 | 天台



Notes:

1. The dimensions in the floor plans are all structural dimensions in millimetre.
2. Please refer to page 20 of this sales brochure for legend of the terms and abbreviations in studying the floor plans of residential properties.

備註：

- 樓面平面圖之尺規所列數字為以毫米標示之建築結構尺寸。
- 請參閱本售樓說明書第20頁之圖例以協助閱讀此部分的住宅物業的樓面平面圖及其顯示之名稱和簡稱。

AREA OF RESIDENTIAL PROPERTIES IN THE DEVELOPMENT  
發展項目中的住宅物業的面積

HOUSE  
洋房

Description of Residential Property 物業的描述	Saleable Area (including balcony, utility platform and verandah, if any) sq. metre (sq. ft.) 實用面積 (包括露台，工作平台及陽台(如有)) 平方米(平方呎)	Area of other specified items (Not included in the Saleable Area) sq. metre (sq. ft.) 其他指明項目的面積(不計算入實用面積) 平方米(平方呎)									
House Number 屋號		Air-conditioning plant room 空調機房	Bay window 窗台	Cockloft 閣樓	Flat roof 平台	Garden 花園	Parking space 停車位	Roof 天台	Stairhood 梯屋	Terrace 前庭	Yard 庭院
House 1 洋房1	220.456 (2373) Balcony 露台：6.173 (66) Utility Platform 工作平台：1.500 (16)	-	-	-	-	27.684 (298)	32.467 (349)	52.082 (561)	2.799 (30)	-	-
House 2 洋房2	240.291 (2586) Balcony 露台：6.173 (66) Utility Platform 工作平台：1.500 (16)	-	-	-	-	32.101 (346)	29.495 (317)	61.468 (662)	2.793 (30)	-	-
House 3 洋房3	245.325 (2641) Balcony 露台：6.173 (66) Utility Platform 工作平台：1.500 (16)	-	-	-	-	45.525 (490)	29.195 (314)	61.464 (662)	2.793 (30)	-	-
House 5 洋房5	321.401 (3460) Balcony 露台：5.993 (65) Utility Platform 工作平台：1.500 (16)	-	-	-	-	58.493 (630)	32.078 (345)	83.716 (901)	2.555 (28)	-	-
House 6 洋房6	321.589 (3462) Balcony 露台：5.993 (65) Utility Platform 工作平台：1.500 (16)	-	-	-	-	58.805 (633)	32.078 (345)	83.759 (902)	2.555 (28)	-	-
House 7 洋房7	324.318 (3491) Balcony 露台：6.173 (66) Utility Platform 工作平台：1.500 (16)	-	-	-	-	58.393 (629)	31.132 (335)	83.660 (901)	2.555 (28)	-	-
House 8 洋房8	272.087 (2929) Balcony 露台：6.173 (66) Utility Platform 工作平台：1.500 (16)	-	-	-	-	62.838 (676)	34.546 (372)	67.425 (726)	2.793 (30)	-	-

The saleable area of the residential property and the floor area of balconies, utility platforms and verandahs (if any) are calculated in accordance with section 8 of the Residential Properties (First-hand Sales) Ordinance and the areas of other specified items (not included in the saleable area) are calculated in accordance with Part 2 of Schedule 2 to the Residential Properties (First-hand Sales) Ordinance.

Remarks:

- The area as specified above in square feet are converted from the area in square metre at a rate of 1 square = 10.764 square feet and rounded to the nearest whole square foot, which may be slightly different from the area presented in square metres.
- There is no verandah in the residential properties of the Development.

住宅物業的實用面積以及露台、工作平台及陽台(如有)的樓面面積，是按照《一手住宅物業銷售條例》第8條計算得出的。其他指明項目的面積(不計算入實用面積內)，是按照《一手住宅物業銷售條例》附表2第2部計算得出的。

備註：

- 上述以平方呎表達之面積由以平方米表達之面積以1平方米 = 10.764平方呎換算並四捨五入至整數平方呎之方法計算得出，與以平方米表達之面積可能有些微差異。
- 發展項目住宅物業並無陽台。



AREA OF RESIDENTIAL PROPERTIES IN THE DEVELOPMENT  
發展項目中的住宅物業的面積

TOWER 1  
第1座

Description of Residential Property 物業的描述			Saleable Area (including balcony, utility platform and verandah, if any) sq. metre (sq. ft.) 實用面積 (包括露台，工作平台及陽台(如有)) 平方米(平方呎)	Area of other specified items (Not included in the Saleable Area) sq. metre (sq. ft.) 其他指明項目的面積(不計算入實用面積) 平方米(平方呎)									
Block Name 大廈名稱	Floor 樓層	Unit 單位		Air-conditioning plant room 空調機房	Bay window 窗台	Cockloft 閣樓	Flat roof 平台	Garden 花園	Parking space 停車位	Roof 天台	Stairhood 梯屋	Terrace 前庭	Yard 庭院
Tower 1 第1座	1/F 1樓	A	109.043 (1174) Balcony 露台：- (-) Utility Platform 工作平台：1.501 (16)	-	-	-	28.334 (305)	-	-	-	-	-	-
		B	102.819 (1107) Balcony 露台：- (-) Utility Platform 工作平台：1.500 (16)	-	-	-	19.610 (211)	-	-	-	-	-	-
	2/F-3/F 2樓-3樓	A	115.117 (1239) Balcony 露台：6.073 (65) Utility Platform 工作平台：1.501 (16)	-	-	-	-	-	-	-	-	-	-
		B	108.157 (1164) Balcony 露台：5.338 (57) Utility Platform 工作平台：1.500 (16)	-	-	-	-	-	-	-	-	-	-
	5/F 5樓	A	115.117 (1239) Balcony 露台：6.073 (65) Utility Platform 工作平台：1.501 (16)	-	-	-	-	-	-	90.025 (969)	-	-	-
		B	108.157 (1164) Balcony 露台：5.338 (57) Utility Platform 工作平台：1.500 (16)	-	-	-	-	-	-	61.028 (657)	-	-	-

The saleable area of the residential property and the floor area of balconies, utility platforms and verandahs (if any) are calculated in accordance with section 8 of the Residential Properties (First-hand Sales) Ordinance and the areas of other specified items (not included in the saleable area) are calculated in accordance with Part 2 of Schedule 2 to the Residential Properties (First-hand Sales) Ordinance.

Remarks:

- The area as specified above in square feet are converted from the area in square metre at a rate of 1 square = 10.764 square feet and rounded to the nearest whole square foot, which may be slightly different from the area presented in square metres.
- There is no verandah in the residential properties of the Development.

住宅物業的實用面積以及露台、工作平台及陽台(如有)的樓面面積，是按照《一手住宅物業銷售條例》第8條計算得出的。其他指明項目的面積(不計算入實用面積內)，是按照《一手住宅物業銷售條例》附表2第2部計算得出的。

備註：

- 上述以平方呎表達之面積由以平方米表達之面積以1平方米 = 10.764平方呎換算並四捨五入至整數平方呎之方法計算得出，與以平方米表達之面積可能有些微差異。
- 發展項目住宅物業並無陽台。

AREA OF RESIDENTIAL PROPERTIES IN THE DEVELOPMENT  
發展項目中的住宅物業的面積

TOWER 2  
第2座

Description of Residential Property 物業的描述			Saleable Area (including balcony, utility platform and verandah, if any) sq. metre (sq. ft.) 實用面積 (包括露台，工作平台及陽台(如有)) 平方米(平方呎)	Area of other specified items (Not included in the Saleable Area) sq. metre (sq. ft.) 其他指明項目的面積(不計算入實用面積) 平方米(平方呎)									
Block Name 大廈名稱	Floor 樓層	Unit 單位		Air-conditioning plant room 空調機房	Bay window 窗台	Cockloft 閣樓	Flat roof 平台	Garden 花園	Parking space 停車位	Roof 天台	Stairhood 梯屋	Terrace 前庭	Yard 庭院
Tower 2 第2座	G/F 地下	A	99.924 (1076) Balcony 露台：- (-) Utility Platform 工作平台：- (-)	-	-	-	37.565 (404)	-	-	-	-	-	-
	1/F 1樓	A	99.979 (1076) Balcony 露台：5.155 (55) Utility Platform 工作平台：1.500 (16)	-	-	-	1.612 (17)	-	-	-	-	-	-
		B	94.821 (1021) Balcony 露台：- (-) Utility Platform 工作平台：1.500 (16)	-	-	-	13.568 (146)	-	-	-	-	-	-
	2/F-3/F 2樓-3樓	A	99.975 (1076) Balcony 露台：5.155 (55) Utility Platform 工作平台：1.500 (16)	-	-	-	-	-	-	-	-	-	-
		B	99.975 (1076) Balcony 露台：5.155 (55) Utility Platform 工作平台：1.500 (16)	-	-	-	-	-	-	-	-	-	-
	5/F 5樓	A	99.975 (1076) Balcony 露台：5.155 (55) Utility Platform 工作平台：1.500 (16)	-	-	-	-	-	-	44.372 (478)	-	-	-
		B	99.975 (1076) Balcony 露台：5.155 (55) Utility Platform 工作平台：1.500 (16)	-	-	-	-	-	-	44.372 (478)	-	-	-

The saleable area of the residential property and the floor area of balconies, utility platforms and verandahs (if any) are calculated in accordance with section 8 of the Residential Properties (First-hand Sales) Ordinance and the areas of other specified items (not included in the saleable area) are calculated in accordance with Part 2 of Schedule 2 to the Residential Properties (First-hand Sales) Ordinance.

Remarks:

1. The area as specified above in square feet are converted from the area in square metre at a rate of 1 square = 10.764 square feet and rounded to the nearest whole square foot, which may be slightly different from the area presented in square metres.
2. There is no verandah in the residential properties of the Development.

住宅物業的實用面積以及露台、工作平台及陽台(如有)的樓面面積，是按照《一手住宅物業銷售條例》第8條計算得出的。其他指明項目的面積(不計算入實用面積內)，是按照《一手住宅物業銷售條例》附表2第2部計算得出的。

備註：

1. 上述以平方呎表達之面積由以平方米表達之面積以1平方米 = 10.764平方呎換算並四捨五入至整數平方呎之方法計算得出，與以平方米表達之面積可能有些微差異。
2. 發展項目住宅物業並無陽台。

AREA OF RESIDENTIAL PROPERTIES IN THE DEVELOPMENT  
發展項目中的住宅物業的面積

TOWER 3  
第3座

Description of Residential Property 物業的描述			Saleable Area (including balcony, utility platform and verandah, if any) sq. metre (sq. ft.) 實用面積 (包括露台，工作平台及陽台(如有)) 平方米(平方呎)	Area of other specified items (Not included in the Saleable Area) sq. metre (sq. ft.) 其他指明項目的面積(不計算入實用面積) 平方米(平方呎)									
Block Name 大廈名稱	Floor 樓層	Unit 單位		Air-conditioning plant room 空調機房	Bay window 窗台	Cockloft 閣樓	Flat roof 平台	Garden 花園	Parking space 停車位	Roof 天台	Stairhood 梯屋	Terrace 前庭	Yard 庭院
Tower 3 第3座	G/F 地下	A	65.382 (704) Balcony 露台：- (-) Utility Platform 工作平台：- (-)	-	-	-	12.979 (140)	-	-	-	-	-	-
	1/F 1樓	A	108.930 (1173) Balcony 露台：- (-) Utility Platform 工作平台：1.501 (16)	-	-	-	14.021 (151)	-	-	-	-	-	-
		B	108.153 (1164) Balcony 露台：5.338 (57) Utility Platform 工作平台：1.500 (16)	-	-	-	-	-	-	-	-	-	-
	2/F-3/F 2樓-3樓	A	115.037 (1238) Balcony 露台：6.107 (66) Utility Platform 工作平台：1.501 (16)	-	-	-	-	-	-	-	-	-	-
		B	108.157 (1164) Balcony 露台：5.338 (57) Utility Platform 工作平台：1.500 (16)	-	-	-	-	-	-	-	-	-	-
	5/F 5樓	A	115.037 (1238) Balcony 露台：6.107 (66) Utility Platform 工作平台：1.501 (16)	-	-	-	-	-	-	85.394 (919)	-	-	-
		B	108.157 (1164) Balcony 露台：5.338 (57) Utility Platform 工作平台：1.500 (16)	-	-	-	-	-	-	61.026 (657)	-	-	-

The saleable area of the residential property and the floor area of balconies, utility platforms and verandahs (if any) are calculated in accordance with section 8 of the Residential Properties (First-hand Sales) Ordinance and the areas of other specified items (not included in the saleable area) are calculated in accordance with Part 2 of Schedule 2 to the Residential Properties (First-hand Sales) Ordinance.

Remarks:

- The area as specified above in square feet are converted from the area in square metre at a rate of 1 square = 10.764 square feet and rounded to the nearest whole square foot, which may be slightly different from the area presented in square metres.
- There is no verandah in the residential properties of the Development.

住宅物業的實用面積以及露台、工作平台及陽台(如有)的樓面面積，是按照《一手住宅物業銷售條例》第8條計算得出的。其他指明項目的面積(不計算入實用面積內)，是按照《一手住宅物業銷售條例》附表2第2部計算得出的。

備註：

- 上述以平方呎表達之面積由以平方米表達之面積以1平方米 = 10.764平方呎換算並四捨五入至整數平方呎之方法計算得出，與以平方米表達之面積可能有些微差異。
- 發展項目住宅物業並無陽台。